



23120M Hudson cremone lever shown

### HUDSON CABINET CREMONE SET

Part No.	Description	Width	Height	Projection
27291	Cremone Housing	1-1/2"	5-3/4"	3/4"
27302	Rod Guide	1-1/2"	7/8"	9/16"
27303	Rod End Cap	1-1/2"	7/8"	9/16"
27310	Cremone Rod	1/2"	Variable	1/4"

#### Active Set

Lever or knob

#### Half Dummy Set

Fixed Lever or knob

These sets include:

- One cremone housing unit.
- One lever or knob.
- Two cremone rod end guides.
- Three cremone rod guides.
- Rectangular cremone rods sized to your cabinet door specifications.
- Alternate strike plates - active set only.

Use the cabinet cremone order form for each door.



### OPTIONAL CREMONE ROD GUIDES

Part No.	Description	Width	Height	Projection
27304	Rod Guide	1-1/2"	7/8"	9/16"
27305	Rod End Cap	1-1/2"	7/8"	9/16"



25061 Manor cremone knob shown

### JAMESTOWN CABINET CREMONE SET

Part No.	Description	Width	Height	Projection
27298	Cremone Housing	1-1/2"	5-3/4"	3/4"
27306	Rod Guide	1-1/2"	7/8"	1/2"
27307	Rod End Cap	1-1/2"	7/8"	2/2"
27311	Half Round Rod	1/2"	Variable	1/4"

#### Active Set

Lever or knob

#### Half Dummy Set

Fixed Lever or knob

These sets include:

- One cremone housing unit.
- One lever or knob.
- Two cremone rod end guides.
- Three cremone rod guides.
- Half round cremone rods sized to your cabinet door specifications.
- Alternate strike plates - active set only.

Use a cabinet cremone order form for each door.



### OPTIONAL CREMONE ROD GUIDES

Part No.	Description	Width	Height	Projection
27308	Rod Guide	1-1/2"	7/8"	1/2"
27309	Rod End Cap	1-1/2"	7/8"	1/2"



23123M Jamestown cremone lever shown

**JAMESTOWN ARCH CABINET  
CREMONE SET**

Part No.	Description	Width	Height	Projection
27299	Cremone Housing	1-1/2"	6"	3/4"
27308	Rod Guide	1-1/2"	7/8"	1/2"
27309	Rod End Cap	1-1/2"	7/8"	2/2"
27311	Half Round Rod	1/2"	Variable	1/4"

**Active Set**

Lever or knob

**Half Dummy Set**

Fixed Lever or knob

These sets include:

- One cremone housing unit.
- One lever or knob.
- Two cremone rod end guides.
- Three cremone rod guides.
- Half round cremone rods sized to your cabinet door specifications.
- Alternate strike plates - active set only.

Use a cabinet cremone order form for each door.



**OPTIONAL CREMONE ROD GUIDES**

Part No.	Description	Width	Height	Projection
27306	Rod Guide	1-1/2"	7/8"	1/2"
27307	Rod End Cap	1-1/2"	7/8"	1/2"



*Knurling not available on Rod Guides*

25047\* Port Royal cremone knob shown  
*Knurling available on the cremone housing,  
and selected levers or knobs*

### KNURL CABINET CREMONE SET

Part No.	Description	Width	Height	Projection
27300*	Cremone Housing	1-1/2"	5-3/4"	3/4"
27306	Rod Guide	1-1/2"	7/8"	1/2"
27307	Rod End Cap	1-1/2"	7/8"	2/2"
27311	Half Round Rod	1/2"	Variable	1/4"

\*Insert code for edge knurl pattern:  
-C = Coin -D = Diamond -R = Rope

#### Active Set

Lever or knob

#### Half Dummy Set

Fixed Lever or knob

These sets include:

- One cremone housing unit.
- One lever or knob.
- Two cremone rod guides.
- Three cremone rod guides.
- Half round cremone rods sized to your cabinet door specifications.
- Alternate strike plates - active set only.

Use a cabinet cremone order form for each door.



### OPTIONAL CREMONE ROD GUIDES

Part No.	Description	Width	Height	Projection
27308	Rod Guide	1-1/2"	7/8"	1/2"
27309	Rod End Cap	1-1/2"	7/8"	1/2"



23128M\* cremone lever shown  
Knurling available on the cremone housing,  
and selected levers or knobs

### KNURL ARCH CABINET CREMONE SET

Part No.	Description	Width	Height	Projection
27301*	Cremone Housing	1-1/2"	5-3/4"	3/4"
27308	Rod Guide	1-1/2"	7/8"	1/2"
27309	Rod End Cap	1-1/2"	7/8"	2/2"
27311	Half Round Rod	1/2"	Variable	1/4"

\*Insert code for edge knurl pattern:  
-C = Coin -D = Diamond -R = Rope

#### Active Set

Lever or knob

#### Half Dummy Set

Fixed Lever or knob

These sets include:

- One cremone housing unit.
- One lever or knob.
- Two cremone rod guides.
- Three cremone rod guides.
- Half round cremone rods sized to your cabinet door specifications.
- Alternate strike plates - active set only.

Use a cabinet cremone order form for each door.



### OPTIONAL CREMONE ROD GUIDES

Part No.	Description	Width	Height	Projection
27306	Rod Guide	1-1/2"	7/8"	1/2"
27307	Rod End Cap	1-1/2"	7/8"	1/2"



25063 Madison cremone knob shown

### MADISON CABINET CREMONE SET

Part No.	Description	Width	Height	Projection
27296	Cremone Housing	1-1/2"	5-3/4"	3/4"
27306	Rod Guide	1-1/2"	7/8"	1/2"
27307	Rod End Cap	1-1/2"	7/8"	2/2"
27311	Half Round Rod	1/2"	Variable	1/4"

#### Active Set

Lever or knob

#### Half Dummy Set

Fixed Lever or knob

These sets include:

- One cremone housing unit.
- One lever or knob.
- Two cremone rod end guides.
- Three cremone rod guides.
- Half round cremone rods sized to your cabinet door specifications.
- Alternate strike plates - active set only.

Use a cabinet cremone order form for each door.



### OPTIONAL CREMONE ROD GUIDES

Part No.	Description	Width	Height	Projection
27308	Rod Guide	1-1/2"	7/8"	1/2"
27309	Rod End Cap	1-1/2"	7/8"	1/2"



23127M Madison cremone lever shown

### MADISON ARCH CABINET CREMONE SET

Part No.	Description	Width	Height	Projection
27297	Cremone Housing	1-1/2"	5-3/4"	3/4"
27308	Rod Guide	1-1/2"	7/8"	1/2"
27309	Rod End Cap	1-1/2"	7/8"	2/2"
27311	Half Round Rod	1/2"	Variable	1/4"

#### Active Set

Lever or knob

#### Half Dummy Set

Fixed Lever or knob

These sets include:

- One cremone housing unit.
- One lever or knob.
- Two cremone rod end guides.
- Three cremone rod guides.
- Half round cremone rods sized to your cabinet door specifications.
- Alternate strike plates - active set only.

Use a cabinet cremone order form for each door.



### OPTIONAL CREMONE ROD GUIDES

Part No.	Description	Width	Height	Projection
27306	Rod Guide	1-1/2"	7/8"	1/2"
27307	Rod End Cap	1-1/2"	7/8"	1/2"



23108M Manor cremone lever shown

### MANOR CABINET CREMONE SET

Part No.	Description	Width	Height	Projection
27290	Cremone Housing	1-1/2"	5-3/4"	3/4"
27302	Rod Guide	1-1/2"	7/8"	9/16"
27303	Rod End Cap	1-1/2"	7/8"	9/16"
27310	Cremone Rod	1/2"	Variable	1/4"

#### Active Set

Lever or knob


#### Half Dummy Set

Fixed Lever or knob

These sets include:

- One cremone housing unit.
- One lever or knob.
- Two cremone rod end guides.
- Three cremone rod guides.
- Rectangular cremone rods sized to your cabinet door specifications.
- Alternate strike plates - active set only.

Use a cabinet cremone order form for each door.



### OPTIONAL CREMONE ROD GUIDES

Part No.	Description	Width	Height	Projection
27304	Rod Guide	1-1/2"	7/8"	9/16"
27305	Rod End Cap	1-1/2"	7/8"	9/16"





25047 Port Royal cremone knob shown

### PORT ROYAL CABINET CREMONE SET

Part No.	Description	Width	Height	Projection
27292	Cremone Housing	1-1/2"	5-3/4"	3/4"
27306	Rod Guide	1-1/2"	7/8"	1/2"
27307	Rod End Cap	1-1/2"	7/8"	2/2"
27311	Half Round Rod	1/2"	Variable	1/4"

#### Active Set

Lever or knob

#### Half Dummy Set

Fixed Lever or knob

These sets include:

- One cremone housing unit.
- One lever or knob.
- Two cremone rod end guides.
- Three cremone rod guides.
- Half round cremone rods sized to your cabinet door specifications.
- Alternate strike plates - active set only.

Use a cabinet cremone order form for each door.



### OPTIONAL CREMONE ROD GUIDES

Part No.	Description	Width	Height	Projection
27308	Rod Guide	1-1/2"	7/8"	1/2"
27309	Rod End Cap	1-1/2"	7/8"	1/2"



23133M cremone lever shown

**PORT ROYAL ARCH CABINET  
CREMONE SET**

Part No.	Description	Width	Height	Projection
27293	Cremone Housing	1-1/2"	5-3/4"	3/4"
27308	Rod Guide	1-1/2"	7/8"	1/2"
27309	Rod End Cap	1-1/2"	7/8"	2/2"
27311	Half Round Rod	1/2"	Variable	1/4"

**Active Set**

Lever or knob

**Half Dummy Set**

Fixed Lever or knob

These sets include:

- One cremone housing unit.
- One lever or knob.
- Two cremone rod end guides.
- Three cremone rod guides.
- Half round cremone rods sized to your cabinet door specifications.
- Alternate strike plates - active set only.

Use a cabinet cremone order form for each door.



**OPTIONAL CREMONE ROD GUIDES**

Part No.	Description	Width	Height	Projection
27306	Rod Guide	1-1/2"	7/8"	1/2"
27307	Rod End Cap	1-1/2"	7/8"	1/2"



25060 Terrace cremone knob shown

### TERRACE CABINET CREMONE SET

Part No.	Description	Width	Height	Projection
27294	Cremone Housing	1-1/2"	5-3/4"	3/4"
27304	Rod Guide	1-1/2"	7/8"	9/16"
27305	Rod End Cap	1-1/2"	7/8"	9/16"
27310	Cremone Rod	1/2"	Variable	1/4"

#### Active Set

Lever or knob


#### Half Dummy Set

Fixed Lever or knob

These sets include:

- One cremone housing unit.
- One lever or knob.
- Two cremone rod end guides.
- Three cremone rod guides.
- Rectangular cremone rods sized to your cabinet door specifications.
- Alternate strike plates - active set only.

Use a cabinet cremone order form for each door.



### OPTIONAL CREMONE ROD GUIDES

Part No.	Description	Width	Height	Projection
27302	Rod Guide	1-1/2"	7/8"	9/16"
27303	Rod End Cap	1-1/2"	7/8"	9/16"



23122M Terrace SS cremone lever shown

**TERRACE SINGLE STEP  
CABINET CREMONE SET**

Part No.	Description	Width	Height	Projection
27295	Cremone Housing	1-1/2"	5-3/4"	3/4"
27304	Rod Guide	1-1/2"	7/8"	9/16"
27305	Rod End Cap	1-1/2"	7/8"	9/16"
27310	Cremone Rod	1/2"	Variable	1/4"

**Active Set**

Lever or knob


**Half Dummy Set**

Fixed Lever or knob

These sets include:

- One cremone housing unit.
- One lever or knob.
- Two cremone rod end guides.
- Three cremone rod guides.
- Rectangular cremone rods sized to your cabinet door specifications.
- Alternate strike plates - active set only.

Use a cabinet cremone order form for each door.



**OPTIONAL CREMONE ROD GUIDES**

Part No.	Description	Width	Height	Projection
27302	Rod Guide	1-1/2"	7/8"	9/16"
27303	Rod End Cap	1-1/2"	7/8"	9/16"

# CABINET CREMONE ACCESSORIES

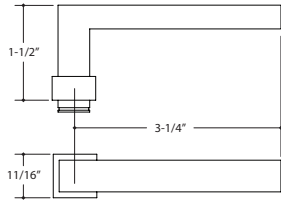
## CREMONE LEVERS



### 23099M LEVER CABINET CREMONE

Madison Collection

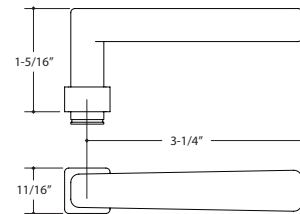
Uses 7mm spindle.  
Set screw located in center position.  
Hand hammering available - upcharges apply.



### 23108M LEVER CABINET CREMONE

Manor Collection

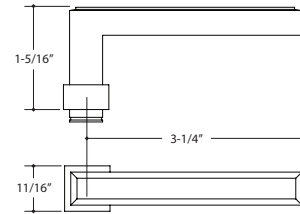
Uses 7mm spindle.  
Set screw located in center position.  
Hand hammering available - upcharges apply.



### 23120M LEVER CABINET CREMONE

Hudson Collection

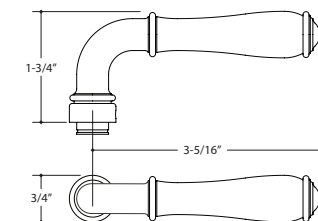
Uses 7mm spindle.  
Set screw located in center position.  
Hand hammering available - upcharges apply.



### 23122M LEVER CABINET CREMONE

Terrace Collection

Uses 7mm spindle.  
Set screw located in center position.  
Hand hammering available - upcharges apply.




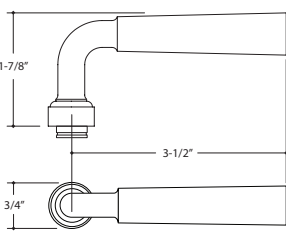
### 23123M LEVER CABINET CREMONE

Jamestown Collection

Uses 7mm spindle.  
Set screw located in center position.

# CABINET CREMONE ACCESSORIES


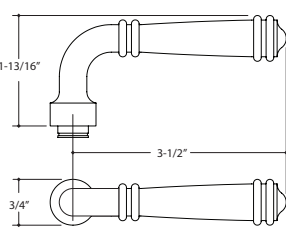
## CREMONE LEVERS

**23127M LEVER**  
**CABINET CREMONE**

Madison Collection


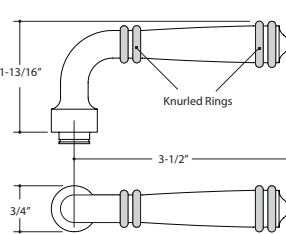
Uses 7mm spindle.  
Set screw located in center position.

**23128M LEVER**  
**CABINET CREMONE**

Port Royal Collection


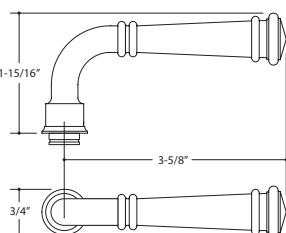
Uses 7mm spindle.  
Set screw located in center position.

**23128M-C LEVER - COIN**  
**23128M-D LEVER - DIAMOND**  
**23128M-R LEVER - ROPE**  
**CABINET CREMONE**

Port Royal Collection

Uses 7mm spindle.  
Set screw located in center position.


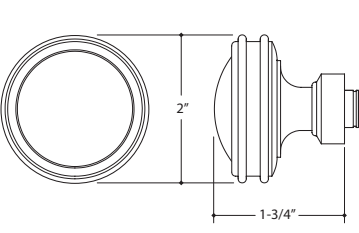



**23133M LEVER**  
**CABINET CREMONE**

All Collections

Uses 7mm spindle.  
Set screw located in center position.  
Note: Extended projection, confirm door clearance prior to ordering.

## CREMONE KNOBS


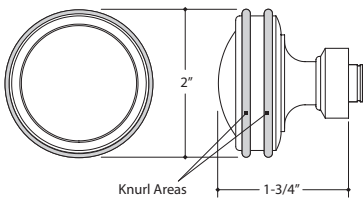
**25046 DOOR KNOB**  
**CABINET CREMONE**

Port Royal Collection

7mm broach for screen doors locks.  
Hand hammering available - upcharges apply.

# CABINET CREMONE ACCESSORIES


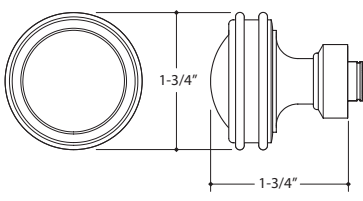
## CABINET CREMONE KNOBS

25046-C DOOR KNOB - COIN  
 25046-D DOOR KNOB - DIAMOND  
 25046-R DOOR KNOB - ROPE  
 CABINET CREMONE

Port Royal Collection


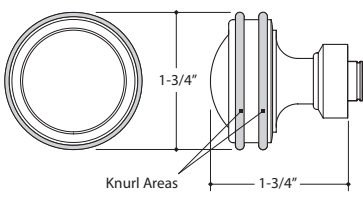
7mm broach for screen doors locks.  
 Hand hammering available - upcharges apply.

25047 DOOR KNOB  
 CABINET CREMONE

Port Royal Collection


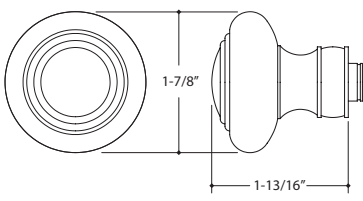
7mm broach for screen doors locks.  
 Hand hammering available - upcharges apply.

25047-C DOOR KNOB - COIN  
 25047-D DOOR KNOB - DIAMOND  
 25047-R DOOR KNOB - ROPE  
 CABINET CREMONE

Port Royal Collection


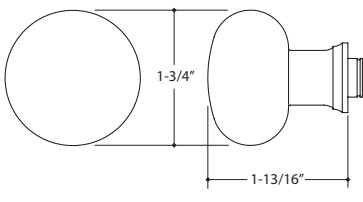
7mm broach for screen doors locks.  
 Hand hammering available - upcharges apply.

25060 DOOR KNOB  
 CABINET CREMONE

Terrace Collection

7mm broach for screen doors locks.

25061 DOOR KNOB  
 CABINET CREMONE


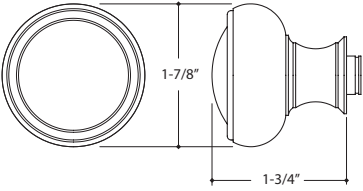
Manor Collection

7mm broach for screen doors locks.  
 Hand hammering available - upcharges apply.

# CABINET CREMONE ACCESSORIES

## CABINET CREMONE KNOBS


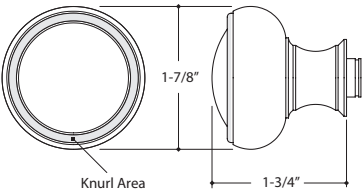
CR - CREMONE SETS

**25063 DOOR KNOB  
CABINET CREMONE**

Madison Collection


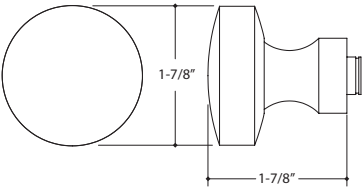
7mm broach for screen doors locks.  
Hand hammering available - upcharges apply.

**25063-C DOOR KNOB - COIN  
25063-D DOOR KNOB - DIAMOND  
25063-R DOOR KNOB - ROPE  
CABINET CREMONE**

Madison Collection

7mm broach for screen doors locks.  
Hand hammering available - upcharges apply.

**25077 DOOR KNOB  
CABINET CREMONE**

Manor Collection

7mm broach for screen doors locks.  
Hand hammering available - upcharges apply.

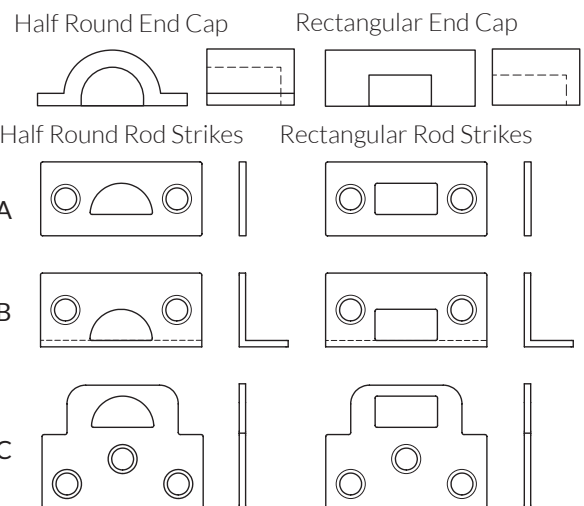
## CABINET CREMONE STRIKES

Traditional cabinet cremone **Active sets** include rod end caps, which capture the cremone rod in the closed position.

In some cases, the configuration of the cabinet frame does not provide enough room for a rod end cap. In this circumstance, strike plates can be provided. These will need to be mortised into the cabinet frame.

On your Cremone Order Form, please specify the type of strike required for each cremone set and how many you will need.

STRIKE TYPES	Half Round	Rectangular	Size
♦ A Mortise Strike	29110	29113	1-5/8" x 3/4"
♦ B Angle Strike	29111	29114	1-5/8" x 3/4"
♦ C Universal Strike	29112	29115	1-5/8" x 1-1/4"







## CABINET CREMONE ORDER FORM

### CREMONE SET TYPES

**ACTIVE** sets feature a lever or knob that operates cremone rods which engage Rod End Caps or strike plates located in cabinet casing.

Carefully measure the door to establish all the important dimensions.

**NOTE:** the cremone bolt throw distance is 3/8". Carefully measure the distances and position the Rod End Caps so that they engage with the cremone rods in the fully extended (closed) position.

Each cabinet cremone set includes:

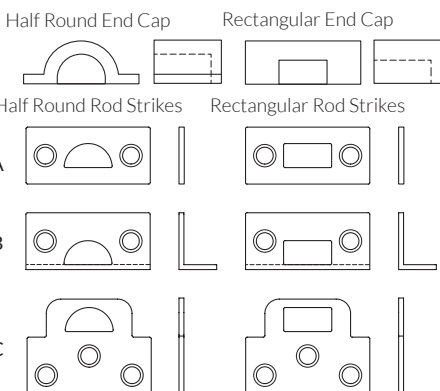
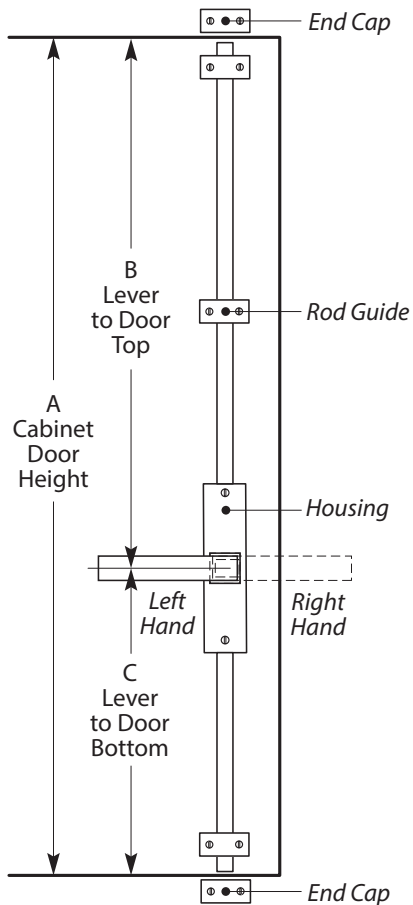
- 1 Cremone housing
- 1 Cremone lever or knob
- 1 Upper cremone rod
- 1 Lower cremone rod
- 3 Cremone rod guides - 2 upper, 1 lower
- 2 Cremone rod end caps or strike plates\*

**DUMMY** sets are purely decorative and feature a fixed lever or knob and static cremone rods. Rod end caps will be included but are strictly decorative.

### INFORMATION

Determine the desired position of your knob or lever on all of your cabinet doors. This position may be different for cabinets above the counter height and below the counter height, but should remain consistent. Provide the measurements from the lever to the bottom and the top of the door.

- ◆ Cremone rods come in two styles; rectangular and half round. The style provided is determined by the collection chosen and are not interchangeable.
- ◆ Detailed cabinet door measurements are required for every group of cremone sets. Many cabinet sets have consistent door sizes, but confirmation is required for each cabinet group. See next page.
- ◆ Determine the handing of each cremone set. On active sets, this is important to establish the indexing of the cremone rods. Lever handing is shown in the diagram.



Unless otherwise specified, you will receive rod end caps with each cremone set.

\*In some cases, the configuration of the cabinet frame does not provide enough room for a rod end cap. In this circumstance, strike plates can be provided. These will need to be mortised into the cabinet frame.

On your Cremone Order Form, please specify the type of strike or end cap required for both the top and bottom of the door.

Your active cabinet cremone sets may require any combination of end caps and strike plates.

STRIKE TYPES	Half Round	Rectangular	Size
◆ A Mortise Strike	29110	29113	1-5/8" x 3/4"
◆ B Angle Strike	29111	29114	1-5/8" x 3/4"
◆ C Universal Strike	29112	29115	1-5/8" x 1-1/4"

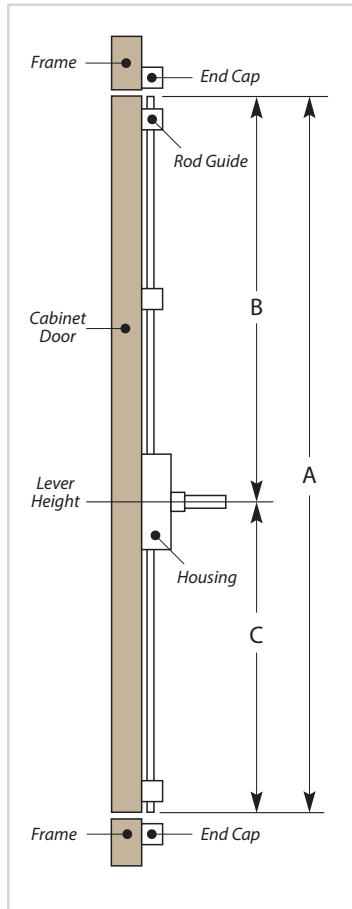


**WATER STREET.**  
JAMESTOWN NEW YORK

## CHOOSE YOUR CABINET STYLES

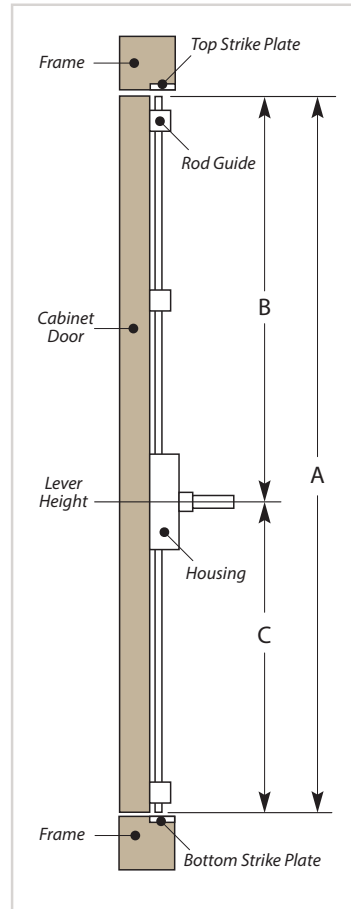
### STYLE 1 CABINET DOOR FLUSH WITH FRAME

Active or dummy sets



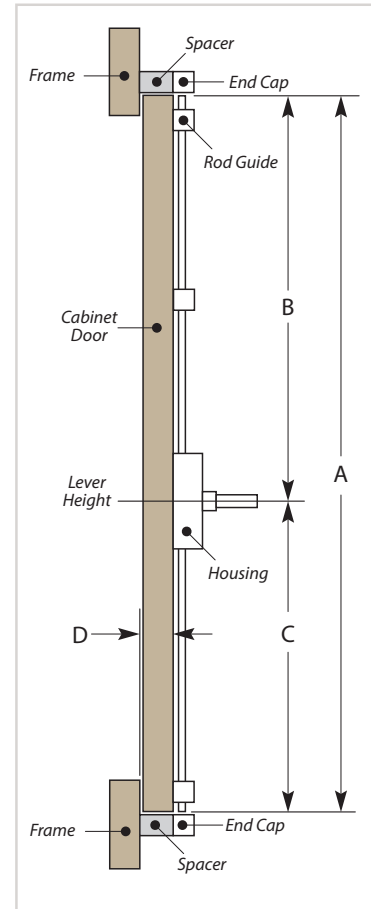
### STYLE 2 CABINET DOOR WITH FRAME STRIKE PLATES

Active sets only



### STYLE 3 CABINET DOOR PROUD OF FRAME

Active sets only



## NOTES

**Please list:**

A - Cabinet Door Height \_\_\_\_\_

B - Lever to Door Top \_\_\_\_\_

C - Lever to Door Bottom \_\_\_\_\_

Number of LH Doors \_\_\_\_\_

Number of RH Doors \_\_\_\_\_

**Please list:**

A - Cabinet Door Height \_\_\_\_\_

B - Lever to Door Top \_\_\_\_\_

C - Lever to Door Bottom \_\_\_\_\_

Number of LH Doors \_\_\_\_\_

Number of RH Doors \_\_\_\_\_

Top Strike Type \_\_\_\_\_

Bottom Strike Type \_\_\_\_\_

**Please list:**

A - Cabinet Door Height \_\_\_\_\_

B - Lever to Door Top \_\_\_\_\_

C - Lever to Door Bottom \_\_\_\_\_

D - Frame to Door Face \_\_\_\_\_  
(Door thickness)

Number of LH Doors \_\_\_\_\_

Number of RH Doors \_\_\_\_\_

No. Spacers Required \_\_\_\_\_



## CABINET CREMONE ORDER FORM

### SELECT YOUR HARDWARE

Once you have decided the hardware you want to use for your project, you can begin to build your order.

Enter information for each "like" cremone set:

- ◆ Same set type
- ◆ Same hardware
- ◆ Same finish
- ◆ Same door style
- ◆ Same cabinet door measurements

If two or more sets are the same, but different handing you can indicate that in Quantity for each.

Please fill out a separate form for any cremone sets that do not match these criteria.

#### 1. CREMONE SET TYPE

For each set, enter:

- ◆ CR-A for active sets
- ◆ CR-D for dummy sets.

#### 2. SELECT HARDWARE

Enter the part numbers for all of your selected hardware. The parts numbers can be found on the catalog pages for each collection.

You are free to select any cremone lever or knob with any housing you prefer. You will need to specify the door handing.

The cremone rods are determined by the housing you've chosen and are not interchangeable.

You can choose the recommended rod guide and end guide for the rods you've specified or the optional guides with no upcharge.

#### 3. SELECT FINISH

List the finish code for each set. See the finish guide section of the catalog for finish information, the codes and care instructions.

#### 4. ENTER THE QUANTITY AND STYLE

For each "like" cremone set enter the handing and quantity required for each.

#### 5. DOOR MEASUREMENTS

So we can scale the cremone rods appropriately, we will require three measurements.

- ◆ A - overall door height.
- ◆ B - lever to top of the door height.
- ◆ C - lever to bottom of the door height.

*Please fill out one form for all "like" cremone sets.*

#### 1. CREMONE SET TYPE

Choose one:

CR-A active set \_\_\_\_\_ CR-D dummy set \_\_\_\_\_

#### 2. ENTER HARDWARE PART NUMBERS

Cremone Housing (x1) \_\_\_\_\_

Lever or Knob (x1) \_\_\_\_\_

Rod Guides (x3) \_\_\_\_\_

Top Rod End Cap (x1) \_\_\_\_\_

Bottom Rod End Cap (x1) \_\_\_\_\_

or

Top Strike Plate (x1)                      Type: \_\_\_\_\_

Bottom Strike Plate (x1)                      Type: \_\_\_\_\_

#### 3. ENTER FINISH CODE \_\_\_\_\_

#### 4. ENTER STYLE & QUANTITIES

Style 1 \_\_\_\_\_ Style 2 \_\_\_\_\_ Style 3 \_\_\_\_\_

Right Hand Qty: \_\_\_\_\_ Left Hand Qty: \_\_\_\_\_

#### 5. DOOR MEASUREMENTS\*

Refer to notes on previous page:

A - Cabinet Door Height \_\_\_\_\_

B - Lever to Door Top \_\_\_\_\_

C - Lever to Door Bottom \_\_\_\_\_

(Style 3 only)

D - Frame to Door Face \_\_\_\_\_

Number of Spacers Required \_\_\_\_\_

\*Verify all measurements. Each cremone set is designed to the specifications provided when ordering. If any dimensions are incorrect, the cremone rods will need to be returned and re-manufactured at the customer's expense.

# CABINET HARDWARE PRICE LIST BY COLLECTION

## Cabinet Cremone Sets & Upcharges

Cabinet cremone sets are priced differently than other cabinet hardware. Each active or dummy set has a base price with a markup for silver finishes. This price applies to the entire set.

Selected cremone housings with knurling are available. Add the upcharge price to the base price for each set.

Hand hammering or knurling is available on selected knobs or levers, as noted. Upcharges for each item apply.

**NOTE:** Hand hammering is *not available* on any cremone housings, cremone rods, rod guides, or rod end caps.

Part Number	Description	Page Number	Price	Silver Price AS   PS   SS
CR-A	Cremone Active Set	CR1 - CR12	\$1,170	\$1,404
CR-HD	Cremone Half Dummy Set	CR1 - CR12	\$1,022	\$1,226
<b>Cremone Levers &amp; Knobs - Hand Hammered or Knurled</b>				
23099M-H	Madison Cremone Lever - Hammered	CR13	Add \$73	
23108M-H	Manor Cremone Lever - Hammered	CR13	Add \$73	
23120M-H	Hudson Cremone Lever - Hammered	CR13	Add \$73	
23122M-H	Terrace Cremone Lever - Hammered	CR13	Add \$73	
23122M-H	Terrace Cremone Lever - Hammered	CR13	Add \$73	
23128M-C	Port Royal Cremone Lever - Coin	CR14	Add \$40	
23128M-D	Port Royal Cremone Lever - Diamond	CR14	Add \$40	
23128M-R	Port Royal Cremone Lever - Rope	CR14	Add \$40	
25046-H	Port Royal Cremone Knob - Hammered	CR14	Add \$73	
25046-C	Port Royal Cremone Knob - Coin	CR15	Add \$40	
25046-D	Port Royal Cremone Knob - Diamond	CR15	Add \$40	
25046-R	Port Royal Cremone Knob - Rope	CR15	Add \$40	
25047-H	Port Royal Cremone Knob - Hammered	CR15	Add \$73	
25061	Manor Cremone Knob - Hammered	CR15	Add \$73	
25063-H	Madison Cremone Knob - Hammered	CR16	Add \$73	
25063-C	Madison Cremone Knob - Coin	CR16	Add \$40	
25063-CH	Madison Cremone Knob - Coin & Hammered	CR16	Add \$113	
25063-D	Madison Cremone Knob - Diamond	CR16	Add \$40	
25063-DH	Madison Cremone Knob - Diamond & Hammered	CR16	Add \$113	
25063-R	Madison Cremone Knob - Rope	CR16	Add \$40	
25063-RH	Madison Cremone Knob - Rope & Hammered	CR16	Add \$113	
25077-H	Manor Cremone Knob - Hammered	CR16	Add \$73	
<b>Knurled Cremone Housing</b>				
27300-C/D/R	Knurled Cremone Housing - Square	CR4	Add \$120	
27301-C/D/R	Knurled Cremone Housing - Arch	CR5	Add \$120	