

How To Purchase Our Products

We are not a typical online store.

Because our products are personalized, each product must be proofed by the customer.

We apply your text to the product and edit until it results in a functional carve.

We will send you a computer generated picture of what the product will look like.

This is when the customer can proof the product and reply that it is acceptable.

Spelling is the most common error.

After the customer has approved, we provide a link for payment and carve your sign .

We accept most major credit cards.

**Use our contacts page and let us know how we can help.
We need the following information.**

1: Choose the style sign. e.g. Log Cabin

LOG CABIN



Style

2: Now tell us about the text.



Stacked Text

Front Text Typically First Names

Back Text Typically Last Name

Gate Header Text

e.g. Missouri

e.g. Rolla Mo


e.g. Established 1996



Stacked Text

Front Text Typically First Names

Back Text Typically Last Name




Single Line Text

Top Line Text Typically Last Name

Established Text Optional

Bottom Line Text Typically First Names



Vertical Text

Vertical Text Typically Name

Vertical Text Typically State

3: For pet signs, tell us your pet's name & the pet's model name.




Single Line Text

8 Letters Max.

Pet Name

Pet Model Select From List Shown Below Pet Sign



We look forward to creating something you will cherish forever.