

Mail-in/Absentee Ballot Voting for PA Voters

 **How-to guide about completing &
returning PA mail-in ballots**

Act 77–How PA Legislature Changed 2020 Elections

- No excuse mail-in voting – choose to vote from home which might be safer or more convenient
- Sets a 50-day mail-in voting period – often called called “Early Voting”
- Establishes a permanent mail-in absentee ballot list for year
- Extends Voter Registration deadline to 15 days before election
- Extends Mail-in and Absentee ballot submission deadlines to 8 PM on Election night
- Eliminates Straight party ticket voting
- Authorizes a \$90 Million bond for voting systems that provides paper trail

Steps to vote by Mail-in or Absentee Ballot

- File a request to have the ballot mailed to you
- Receive Ballot in the mail unless you go to a Satellite office and have it handed to you
- Mark the ballot selecting the candidates you want to vote for
- Put the ballot in the secrecy envelope and the secrecy envelope in a outside envelope which you must date, sign and include address
- Put ballot in Mailbox, Municipal Drop Box, or Satellite Office Drop Box
- Other option: Go in person to a satellite office and fill out mail-in ballot request form and then vote after request has been processed.

How To Make Sure Your Application Is Received

- Go to VotesPA.com
- Click on “Mail-in – Absentee Ballot” from menu at top
- Near bottom of page - click on “Track the Status of your Mail-in or Absentee Ballot”
- Fill in First Name, Last Name, Birthdate and County
- Click Submit

Your Ballot Status Result(s)						
Ballot Type	Election	Application Received	Application Processed	Ballot Mailed On	Ballot Received	Status
MAIL-IN	2020 GENERAL ELECTION	09/22/2020	09/22/2020			Pending

- Or call County Election Bureau at 610-891-4673 and ask the status of your request
- NOTE: If mail request to County, your status won't show up until Request is processed

So you got your election ballot in the mail....


Now What?

Mail-in ballots have 4 parts:

1. Instructions
2. Official Ballot
3. Secrecy Envelope
4. Outer Envelope

Mail-in Ballot-Part 1

Read and follow the **Instructions**
in the packet and on the ballot.




Mail-in Ballot - Part 2

Complete the mail-in ballot using a pen with black ink and fill in the rectangle next to your selections.



Mail-in Ballot - Part 3



Put the ballot in the official mail-in ballot
secrecy envelope and seal the envelope.

DO NOT make any marks on the secrecy
envelope.

Official Mail-in Ballot

NAKED Ballot Warning

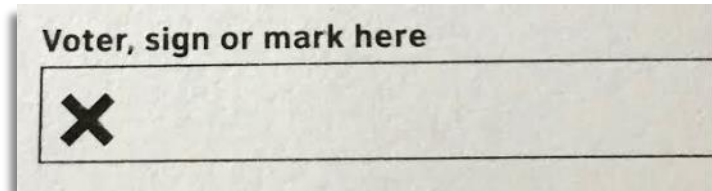
Naked ballots are mail-in ballots that arrive at election bureaus without inner “**secrecy envelopes**” and under PA Election Law your ballot will **NOT** be counted.



SO PLEASE USE THE SECRECY ENVELOPE

Mail-in Ballot - Part 4

Put the secrecy envelope with your ballot in the outer envelope. Then sign, date signed, print your name and address the on the sealed outer envelope.



Voter, sign or mark here

X

Voter Declaration-Why Sign?

By signing the outer (declaration) envelope, the voter declares and affirms, under penalty of perjury, that they are the person who completed their mail-in ballot.

The image shows a sample of a voter declaration envelope form. It contains the following text and fields:

- VOTER'S DECLARATION:** I hereby declare that I am the legal voter in this jurisdiction and that I am the person who completed this ballot. I understand that I am under penalty of perjury for the above and that I am not allowing anyone else to complete this ballot for me. I understand that I am under penalty of perjury for the above and that I am not allowing anyone else to complete this ballot for me.
- Voter, sign or mark here:**
- DATE (MM/DD/YYYY):** _____
- Voter, print name:** _____
- Voter, address (street):** _____
- Voter, address (city, zip code):** _____
- FOR COUNTY ELECTION USE ONLY**
- To be Completed by Voter: Under No Sign (Do not check) if accused of crime or prohibited by court order. If you are a convicted felon, you must be on parole or probation to vote. If you are a convicted felon, you must be on parole or probation to vote. If you are a convicted felon, you must be on parole or probation to vote.**
- Voter, sign here:**
- DATE (MM/DD/YYYY):** _____
- Voter, print name:** _____
- Voter, address (street):** _____
- Voter, address (city, zip code):** _____
- Voter, sign here:** _____

Signature Tips

- **You should sign the same way you did when you registered to vote**, because that's what the signature will be compared with. Election workers look at the signature on the ballot envelope and the signature on file.
- Look at the signature on your PennDOT driver's license or ID card which is the signature in the PA voter registration system.
- **If you are concerned that your signature on file is no longer accurate,** **contact** the [Delaware County Election Bureau](#) and they will help you update it (610) 891-4673 DelcoElection@co.delaware.pa.us

3 Ways to Return Mail-in Ballots

RETURN as EARLY as POSSIBLE

At Delaware County Voter Service Centers

Chester - Media - Upper Darby


NOTE: Voter returns mail-in ballot in person at a Voter Service Center.



Place in a Dropbox

List of dropbox locations

NOTE: Voter puts their mail-in ballot in the dropbox. Camera surveillance will be in place plus daily pick-up.



In the mail via US Postal Service

NOTE: Mailing Permit is on Outer Envelope no need for a postage stamp.

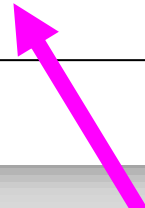


Ballots must be postmarked by 8:00 p.m. on November 3rd, 2020.

Outer Envelope Barcode Security



A person's mail-in has a **declaration/outer envelope** with it that must be completed, signed and returned with the ballot in it in order for the vote to be counted. **The outer envelope has a barcode on it that is associated with the voter.** When the voted ballot is received, that **barcode is scanned** and the **system immediately** updated to reflect that your ballot has been returned. **Track your mail-in ballot at VotesPA - [CLICK HERE](#)**




More About Mail-in Ballot Security



Once **mail-in ballots** are scanned into the election system, they are **secured under lock and key** in a room which is also **under camera**. Ballots remain there until 7 AM on Election Day at which time they are brought out with witnesses, opened, and the process is begun to count them.

Need More Info? Check Out ...



Questions Call Election Bureau
610-891-4673

- [VotesPA.com](https://www.VotesPA.com)
- [LWVDelcoPA.org](https://www.LWVDelcoPA.org)
- [Delcopa.gov](https://www.Delcopa.gov)
- [Vote411.org](https://www.Vote411.org)

Satellite Offices – Times and Locations

- **Delaware County Government Center** – 201 West Front Street, Media, PA 19063 -
Use Orange Street Entrance ask Guard how to get to Bureau of Elections
Times: Monday, Wednesday and Friday–8:30 am-4:30 pm, Tuesday & Thursday -8:30 am-8pm and Saturday 9 am to noon
- **Chester City Hall** – 1 Fourth St. Chester PA 19082
Times: Monday through Friday – 9 am-2 pm, and Saturday 10 am to 2 PM
- **Upper Darby – Department of Human Services-** 20 South 69th Street, Upper Darby 19082
Times: Monday, Wednesday and Friday–7:30 am-2 pm, and Saturday 10 am to 2 PM



Mail-in Ballot Voting Guide Your Vote is Your Voice

The League of Women Voters of Delaware County PA has compiled this guide to help voters to complete and return your mail-in ballot. **Make Your Vote Count!**

Join a Member League to Empower Voters & Defend Democracy

- **LWV Central Delaware County**
- **LWV Radnor Township**