
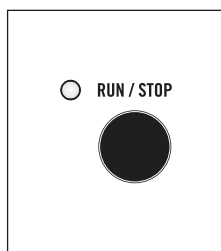


SYNCING DFAM WITH A MOTHER-32



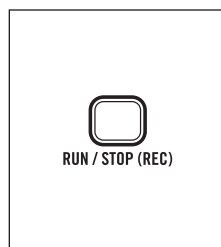
To Sync your DFAM to a Mother-32, simply patch from the **ASSIGN** output jack on the Mother-32 Patchbay, into the **ADV / CLOCK** input on the DFAM.

IMPORTANT NOTE: You will need to ensure that the Mother-32's Assignable output is set to transmit clock. To learn more about Mother-32's Assignable output, see pages 44, 49, and 50 in the Mother-32 User's Manual.



DFAM

Press **RUN / STOP** on your DFAM. This will ensure that it is ready to play when it begins receiving a Clock signal from the Mother-32.



MOTHER-32

Press **RUN / STOP** on the Mother-32. Both units should now be playing in sync.

TIP: Mother-32 can transmit different clock divisions depending on its internal settings. Experimenting with these clock divisions allows DFAM to play in sync with Mother-32, but at a division of the master tempo.