

GeneAb IHC Antibodies

Diagnostics you can trust

GeneAb hybridomas are specifically designed, developed, screened, and validated for immunohistochemistry (IHC). Our antibodies are tested by ELISA, WB, IHC and ICC to ensure uncompromising performance in specificity and sensitivity.

Exceeding industry gold standards:

- Over 300 tissue types (both normal and disease state) tested with each antibody.
- Immunocytochemistry (ICC) carried out with knock out / knock in cell lines established in house.
- Strict guidelines for quality assurance in place that meet ISO 13485 and MDSAP requirements.
- Blind evaluation of each slide is performed by our team of pathologists

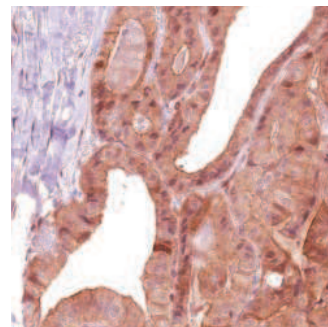


Fig1. GeneAb™ BG8, Lewis Y (IHC517) on Thyroid Cancer

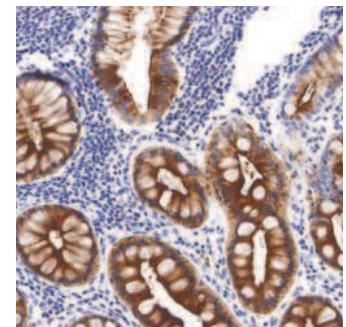


Fig2. GeneAb™ CEA (IHC543) on Rectum



Fig3. GeneAb™ Cytokeratin 19 (IHC019) on Colon

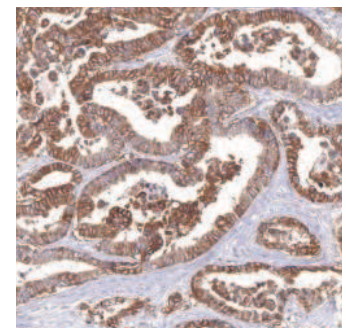


Fig4. GeneAb™ GLUT1 (IHC404) on Colon Cancer

Antibody Name	Clone #	Starting At
BG8, Lewis Y	IHC517	\$115
CEA	IHC543	\$40
Cytokeratin 19	IHC019	\$45
GLUT1	IHC404	\$60
Stathmin	IHC667	\$145