



GeneAb™

Pediatric



<https://onsbio.com/life-sciences>



GeneAb IHC Antibodies

Diagnostics you can trust

GeneAb hybridomas are specifically designed, developed, screened, and validated for immunohistochemistry (IHC). Our antibodies are tested by ELISA, WB, IHC and ICC to ensure uncompromising performance in specificity and sensitivity.

Exceeding industry gold standards:

- Over 300 tissue types (both normal and disease state) tested with each antibody.
- Immunocytochemistry (ICC) carried out with knock out / knock in cell lines established in house.
- Strict guidelines for quality assurance in place that meet ISO 13485 and MDSAP requirements.
- Blind evaluation of each slide is performed by our team of pathologists

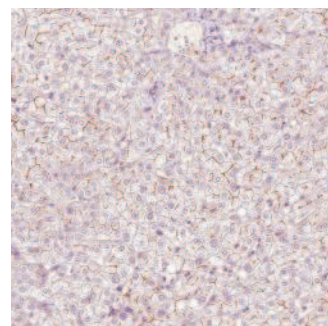


Fig1. GeneAb™ MDR3 (IHC621) on Liver

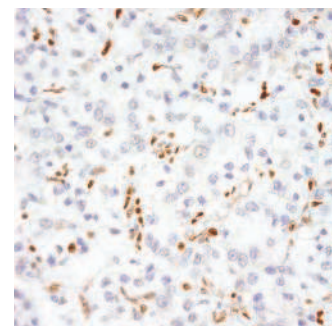


Fig2. GeneAb™ Myogenin (IHC631) on Rhabdomyosarcoma

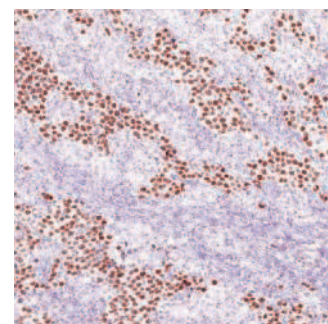


Fig4. GeneAb™ Nanog (IHC634) on Testicular Cancer

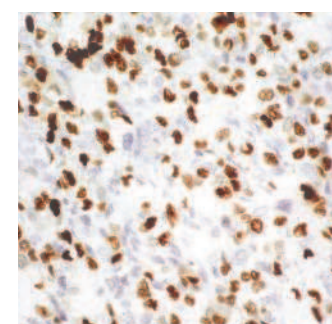


Fig5. GeneAb™ TFE 3 (IHC672) on Kidney

Antibody Name	Clone #	Starting At
MDR3	IHC621	\$210
Myogenin	IHC631	\$40
Nanog	IHC634	\$100
TFE3	IHC672	\$55