

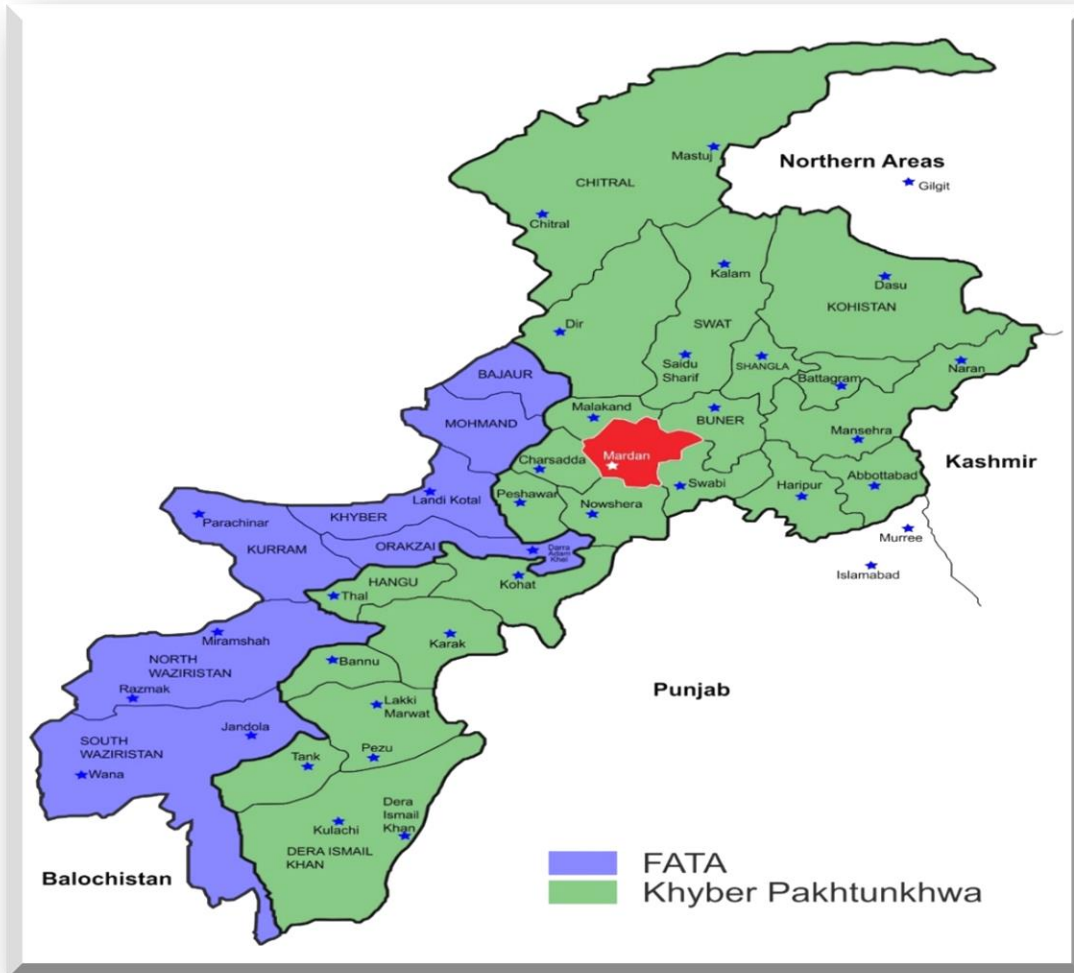


Global Health
Development



EMPHNET

The Eastern Mediterranean
Public Health Network



Strengthen Microplanning in High-Risk Union Councils

DISTRICT MARDAN

Khyber Pakhtunkhwa Province

Pakistan

Acronyms

BHU	Basic Health Unit
CD	Civil Dispensaries
GHD	Global Health Development
EMPHNET	Eastern Mediterranean Public Health Network
EPI	Expanded Programme on Immunization
EPIMIS	Expanded Programme on Immunization Management Information System
LHS	Lady Health Supervisors
LHW	Lady Health Workers
RC	Rural Health Center
SD/FR	Sub-Division / Frontier Region

Contents

Mardan District	4
District profile	4
PHC Facilities and human resource in district Mardan	5
Union Councils with less than 80% PENTA III Coverage.....	5
Union Council wise Pentavalent III Coverage in district Mardan	7
LHWs Involvement in Routine EPI	12

Mardan District

Mardan district is in Khyber Pakhtunkhwa province and is part of Mardan division. It covers an area of 1,632 km², with the city of Mardan being the principal town.

Administratively, Mardan district is divided into five tehsils and there are 58 union councils in the district.

1. Mardan Tehsil
2. Takht Bhai Tehsil
3. Katlang Teshsil
4. Rustam Tehsil
5. Ghari Kapura Tehsil



District profile¹

Population - 2017	2,373,061
Population density	894.7/km ²
Rural population	1,933,736
Urban population	439,325
Households	311,868
Average Household Size	8.8
Female	706,658
Male	753,442
Transgender	N/A
Literacy Ratio (10 +) - 1998 ²	36.5%
Average Annual Growth Rate (1998 - 2017)	3.01

¹ pbs.gov.pk/content/district-glance-Mardan

PHC Facilities and human resource in district Mardan

Rural health center (RHC)	5
Basic health unit (BHU)	49
Civil dispensaries (CD)	18
Total No. of PHC facilities (EPI Sites EPIMIS)	114
Doctors at all PHC facilities in RHC, BHUs, CDs	336
Average No. of paramedics at all PHC facilities in RHC, BHUs, CDs	889
No. of vaccinators at all PHC facilities RHC, BHUs, CDs	191
Lady Health Workers (LHWs)	1325
Lady Health Supervisors (LHSs)	62

Union Councils with less than 80% PENTA III Coverage

(Jan - Dec 2021)

S.No	Name of Union Council	PENTA III Coverage Less than 80%
1	Par Hoti	30
2	Katlang Khas	37
3	Pat Baba	41
4	Bicket Gunj	47
5	Garhi Ismailzai	49
6	Kodinaka	50
7	Mohib Banda	50
8	Babaini/Charbanda	51
9	Parkho Dheri	53
10	Jamal Garhi	55
11	Qasmi	56
12	Kata Khat	56
13	Sharif Abad	57
14	Shamozai	58
15	Palo Dheri	58
16	Kati Garhi	59
17	Galyara	59
18	Alo	60
19	Kohi Bermol	60
20	Garhi Daulatzai	60

21	Mian Khan	61
22	Sawal Dher	61
23	Kandar	61
24	Seikh Yousaf	61
25	Dheri	62
26	Check Mardan	62
27	Fathma	62
28	Guli Bagh	62
29	Khazana Dheri	62
30	Mayar	62
31	Manga	63
32	Baghdada	64
33	Toru	64
34	Muhabat Abad	65
35	Bazar	66
36	Chamtar	66
37	Rustam	66
38	Sher Garh	67
39	Babbuzai	68
40	Bala Garhi	68
41	Gujrat	69
42	Mian Essa	69
43	Pir Saddi	69
44	Kharki	70
45	Baghicha Dheri	72
46	Ghala Dher	72
47	Kas Koroona	73
48	Damen-i-Koh	74
49	Jalala	74
50	Lund Khawar	74
51	Miangano Kalli	74
52	Kot Daulatzai	75
53	Gumbat	76
54	Sikandari Purdil Abad	76
55	Sarho Shah	76
56	Hathian	77
57	Madey Baba	77
58	Bakshali	78
59	Gujar Garhi	78
60	Makori	78
61	Machai	79

There are 61/75 union councils in Mardan district in which PENTA III coverage was below 80%.

Union Council wise Pentavalent III Coverage in district Mardan³

(Jan - Dec 2021)

S. No	Union Councils	Target		Pentavalent III	
		Newborns	Surviving Infants	Total	%
1	Alo	759	715	432	60
2	Babaini/Charbanda	1855	1747	895	51
3	Babbuzai	641	604	411	68
4	Babuzai Katlang	0	0	745	0
5	Baghdada	1121	1056	680	64
6	Baghicha Dheri	610	575	415	72
7	Bakshali	1372	1292	1006	78
8	Bala Garhi	2248	2118	1431	68
9	Bari Cham	0	0	489	0
10	Bazar	1593	1501	988	66
11	Bicket Gunj	1921	1810	847	47
12	Bijli Ghar	1656	1560	1286	82
13	Cantt	125	118	154	131
14	Chack Hoti	0	0	700	0
15	Chamtar	1000	942	622	66
16	Charguli	1376	1296	1060	82
17	Check Mardan	1460	1375	853	62
18	Damen-i-Koh	1127	1062	782	74
19	Dheri	1261	1188	739	62
20	Fathma	1495	1408	879	62
21	Galyara	971	915	544	59
22	Garhi Daulatzai	606	571	340	60
23	Garhi Ismailzai	900	848	419	49
24	Ghala Dher	1617	1523	1095	72
25	Gujar Garhi	1530	1441	1119	78
26	Gujrat	1105	1041	716	69

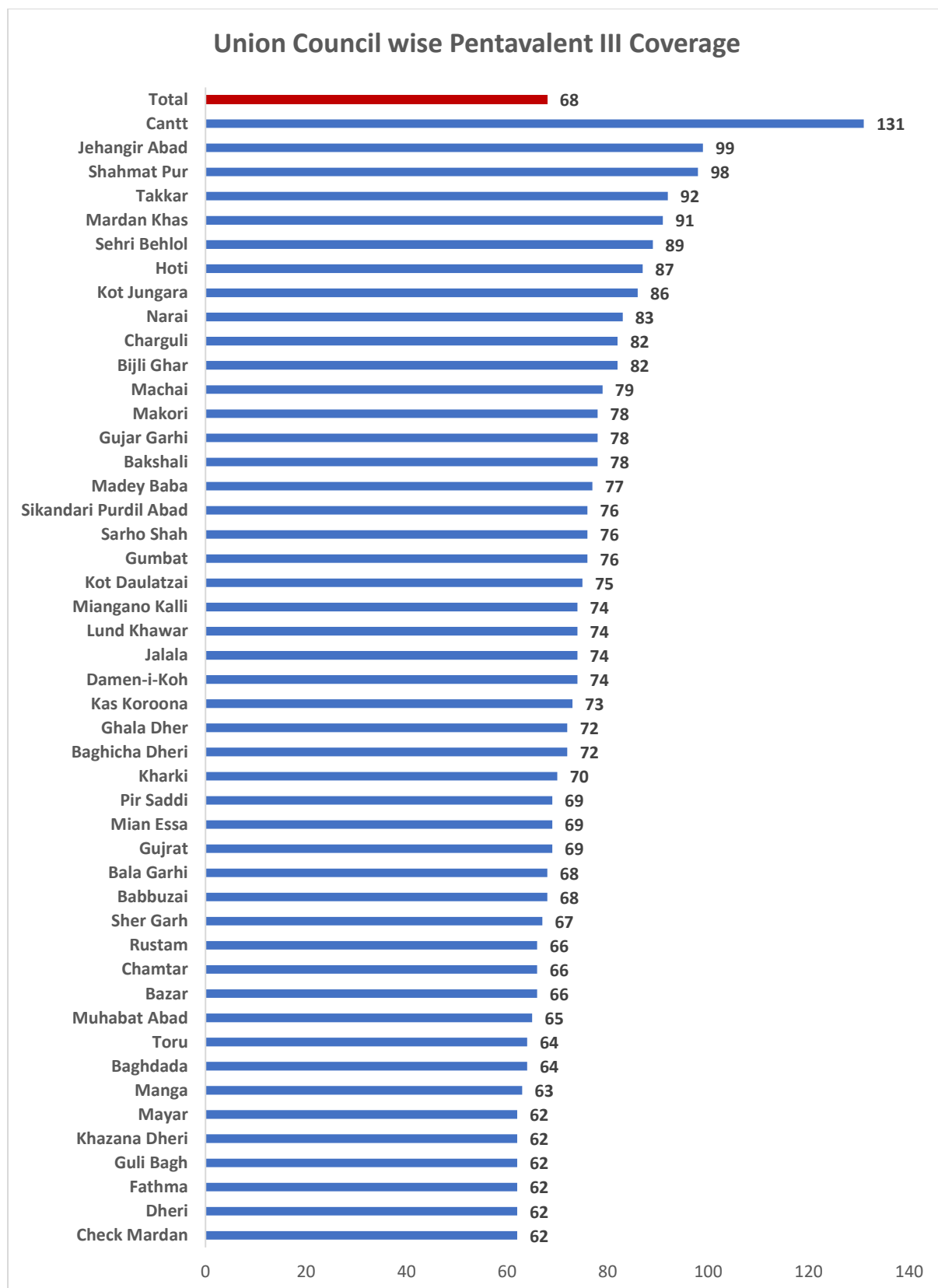
³ EPMIS KP Dec 2021

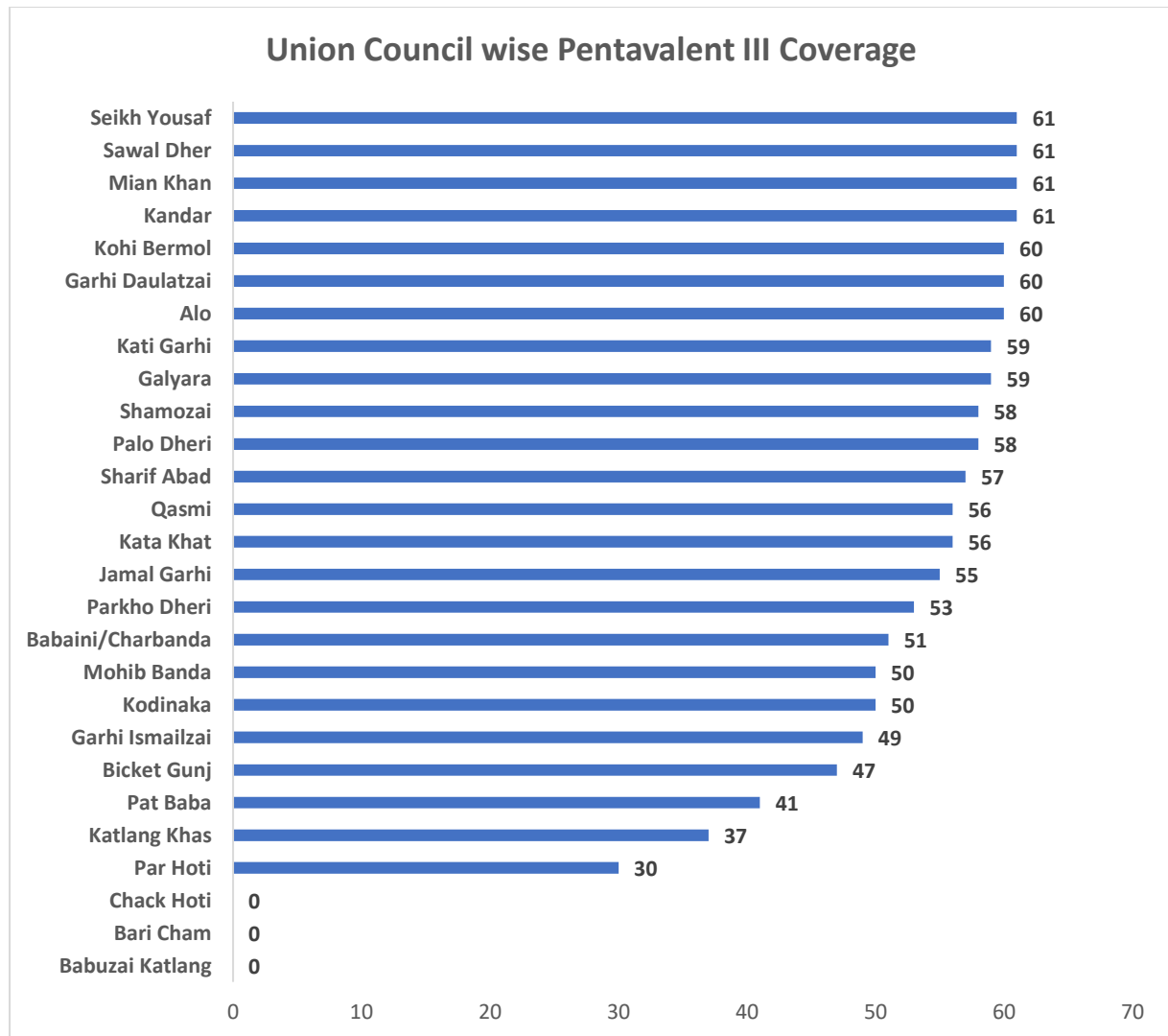
27	Guli Bagh	1270	1196	741	62
28	Gumbat	1021	962	730	76
29	Hathian	1669	1572	1215	77
30	Hoti	708	667	583	87
31	Jalala	1672	1575	1160	74
32	Jamal Garhi	1461	1376	753	55
33	Jehangir Abad	1112	1048	1033	99
34	Kandar	714	673	413	61
35	Kas Koroona	1954	1841	1336	73
36	Kata Khat	849	800	447	56
37	Kati Garhi	1130	1064	626	59
38	Katlang Khas	2058	1939	711	37
39	Kharki	960	904	637	70
40	Khazana Dheri	1044	983	605	62
41	Kodinaka	1332	1255	630	50
42	Kohi Bermol	1124	1059	632	60
43	Kot Daulatzai	911	858	642	75
44	Kot Jungara	1389	1308	1130	86
45	Lund Khawar	1450	1366	1007	74
46	Machai	732	690	543	79
47	Madey Baba	856	806	619	77
48	Makori	1358	1279	995	78
49	Manga	1186	1117	703	63
50	Mardan Khas	528	497	455	91
51	Mayar	1652	1556	970	62
52	Mian Essa	426	401	276	69
53	Miangano Kalli	1021	962	716	74
54	Mian Khan	827	779	476	61
55	Mohib Banda	868	818	405	50
56	Muhabat Abad	2158	2033	1319	65
57	Narai	1220	1149	958	83
58	Palo Dheri	881	830	480	58
59	Par Hoti	2242	2112	629	30
60	Parkho Dheri	1142	1076	569	53
61	Pat Baba	1127	1062	430	41
62	Pir Saddi	1341	1263	876	69
63	Qasmi	1072	1010	561	56
64	Rustam	1772	1669	1108	66
65	Sarho Shah	1197	1128	854	76

66	Sawal Dher	1425	1342	820	61
67	Sehri Behlol	1174	1106	979	89
68	Seikh Yousaf	1088	1025	628	61
69	Shahmat Pur	491	463	455	98
70	Shamozai	1325	1248	721	58
71	Sharif Abad	1057	996	568	57
72	Sher Garh	1691	1593	1064	67
73	Sikandari Purdil Abad	959	903	683	76
74	Takkar	560	528	486	92
75	Toru	1745	1644	1044	64
Total Coverage		87,298	82,237	56,068	68

According to the EPMIS Khyber Pakhtunkhwa, in district Mardan there are 75 Union Councils. These consist of 49 basic health units, 5 rural health centers, 18 civil dispensaries. The data reveals that the overall coverage of Pentavalent III in district Mardan is 68%. However, there are 61 union councils with less than 80% Pentavalent III coverage. The lowest coverage is reported as 30% in Par Hoti.

The data in the above-mentioned table is presented in descending order of the PENTA III coverage in Mardan district, in the graph as follows:





LHWs Involvement in Routine EPI

S.No	Name of Health Facility	No. of Attached LHWs	No. of Attached LHSs
1	BHU Babuzai and Mian Khan	20	1
2	BHU G. Daulatzai and Baghucha Dheri	24	1
3	BHU Charbanda	20	1
4	BHU Kodinaka	15	0
5	BHU Fathma	19	1
6	BHU Chargulli	27	1
7	BHU Check Mardan and Sheikh Yousaf	28	0
8	BHU Mangah and Khazana Dheri	24	1
9	BHU Dheri Lekpani	18	2
10	BHU G. Ismailzai	15	1
11	RHC Gumbat	24	1
12	BHU Gujar Garhi	40	1
13	BHU Seri Behlol	18	1
14	BHU Bakhshali	23	1
15	BHU Galyara	20	1
16	BHU Jamal Garhi	25	1
17	BHU Ghala Dher	21	1
18	BHU Kati Garhi	20	2
19	BHU Kot Ismailzai	17	1
20	BHU Machi and CH Rustam	48	2
21	BHU Mayar	24	1
22	BHU Mian Isa	20	1
23	BHU Muhabat Abad	29	2
24	BHU Sawal Dher	28	1
25	BHU Akber Abad	22	1
26	BHU Alo	45	1
27	BHU Baizo Kharki	23	1
28	BHU Hathian	32	1
29	BHU Jalala	22	1
30	BHU Jamra	14	1
31	BHU Kata Khat and RHC Palo Dheri	37	2
32	BHU Kot Jungara	21	1
33	CH Lund Khwar	49	2
34	BHU Mian Kalli	30	2
35	BHU Miangano Kalli	19	1
36	BHU Parkho Dheri	22	1
37	BHU Pir Saddo	21	1
38	BHU Shamzoai	42	3

39	BHU Shergarh	25	1
40	BHU Takkar	18	1
41	CD Bughdada	23	1
42	CD Daga Piran	28	1
43	CD Kas Koruna	22	1
44	CD Sikandari	13	1
45	CD Par Hoti	37	2
46	MCH Hoti	13	1
47	CD Bijligar	24	1
48	Typr D Hospital Katlar	40	1
49	RHC Shahbaz Garhi	35	2
50	BHU Muhib Banda	14	2
51	RHC Toru	31	1
52	BHU Qsam and Shamat pur	15	0
53	RHC Takht Bhai	36	2
Total		1340	63

The LHW MIS data reveals that there are only 53/79 health facilities in which LHWs are attached. Therefore, the LHW coverage in the district is only limited to 67%.

The sub-optimal level of PENTA III coverage may be attributed to lack of LHWs attachment with the respective health facilities and lack of training in routine EPI. Moreover, lack of and delayed refresher courses in EPI are also noted as one of the contributing factors for updating the knowledge of LHWs in routine EPI.

The monitoring and supervisory role and capacity of Lady Health Supervisors is pertinent for effective service delivery by the LHWs. Therefore, lack of LHSs and lack of their capacity building in monitoring and supervision for routine EPI adds to the overall improved or poor EPI performance of the Mardan district.