

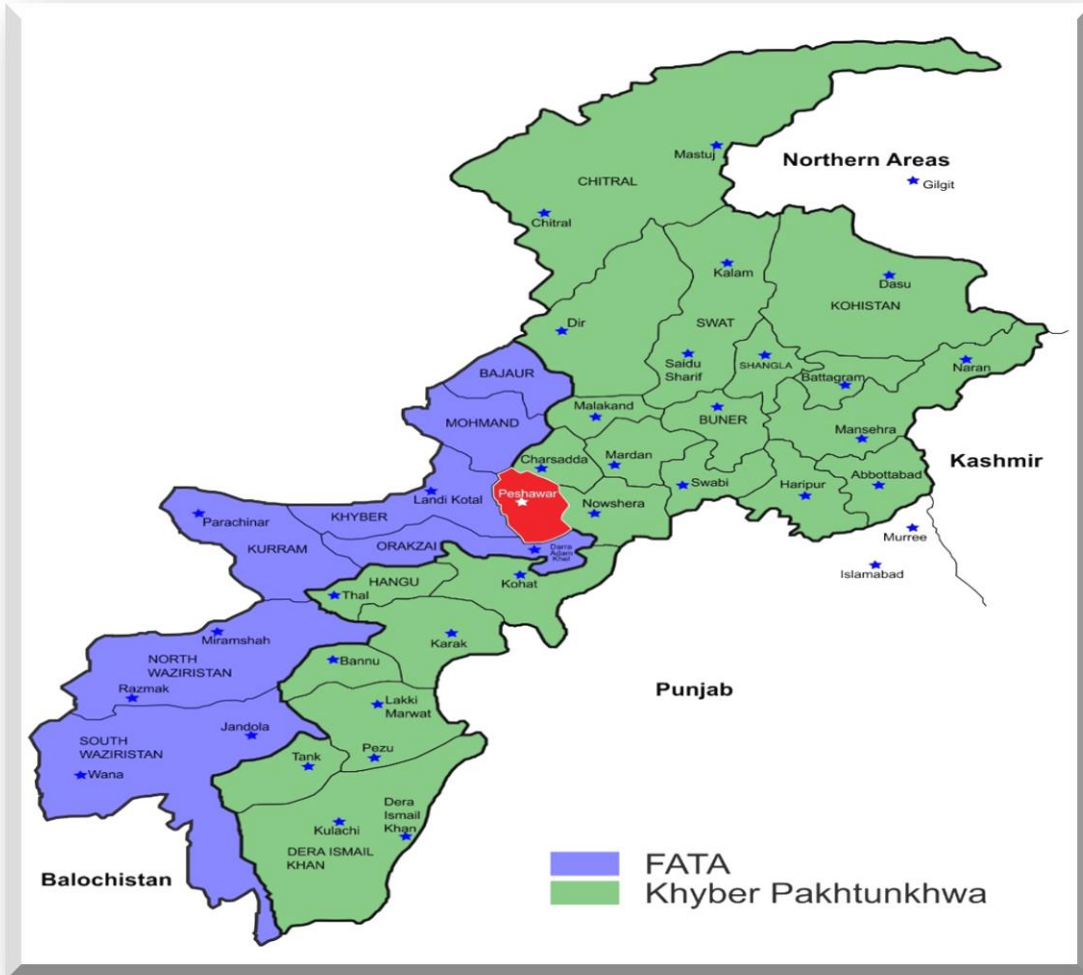


Global Health
Development



EMPHNET

The Eastern Mediterranean
Public Health Network



Strengthen Microplanning in High-Risk Union Councils

DISTRICT PESHAWAR

Khyber Pakhtunkhwa Province

Pakistan

Acronyms

BHU	Basic Health Unit
CD	Civil Dispensaries
GHD	Global Health Development
EMPHNET	Eastern Mediterranean Public Health Network
EPI	Expanded Programme on Immunization
EPIMIS	Expanded Programme on Immunization Management Information System
LHS	Lady Health Supervisors
LHW	Lady Health Workers
RC	Rural Health Center
SD/FR	Sub-Division / Frontier Region

Contents

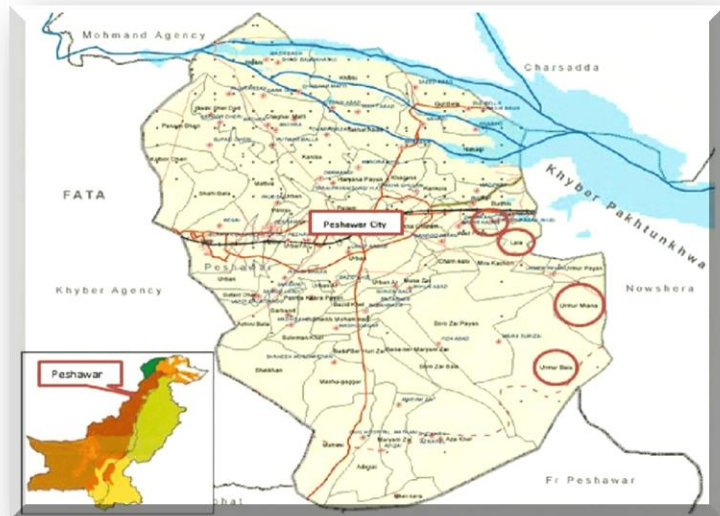
Peshawar District	4
District profile	4
PHC Facilities and human resource in district Peshawar	5
Union Councils with less than 80% PENTA III Coverage.....	5
Union Council wise Pentavalent III Coverage in district Peshawar	7
LHWs Involvement in Routine EPI	13

Peshawar District

Peshawar district in Khyber Pakhtunkhwa province and is part of Peshawar division. It covers an area of 1,257 km², with the city of Peshawar being the district headquarter and the provincial capital.

Administratively, Peshawar district is divided into four tehsils and there are 97 union councils in the district.

1. Peshawar City Tehsil
2. Shah Alam Tehsil
3. Saddar Tehsil
4. Matani Tehsil



District profile¹

Population – 2017	4,269,079
Population density	3400/km ²
Rural population	2,299,037
Urban population	1,970,042
Households	489,843
Average Household Size	9.0
Female	2,067,591
Male	2,201,257
Transgender	231
Literacy Ratio (10 +) - 1998 ²	61%
Average Annual Growth Rate (1998 - 2017)	3.99

¹ pbs.gov.pk/content/district-glance-Peshawar

PHC Facilities and human resource in district Peshawar

Rural health center (RHC)	3
Basic health unit (BHU)	47
Civil dispensaries (CD)	36
Total No. of PHC facilities (EPI Sites EPIMIS)	132
Doctors at all PHC facilities in RHC, BHUs, CDs	827
Average No. of paramedics at all PHC facilities in RHC, BHUs, CDs	2699
No. of vaccinators at all PHC facilities RHC, BHUs, CDs	335
Lady Health Workers (LHWs)	1273
Lady Health Supervisors (LHSs)	56
Lady Health Workers (LHWs) trained in routine EPI	650
Lady Health Workers (LHWs) un-trained in routine EPI	627

Union Councils with less than 80% PENTA III Coverage

(Jan - Dec 2021)

S. No	Union Councils	Penta III Coverage Below 80%
1	Peshawar Cantt W - 5 / Police Hospital	23
2	Hazarkhani 2	38
3	Peshawar Cantt W - 2 / FF Hospital	41
4	Shahi Bala	50
5	Kafoor Dehri	53
6	Peshawar Cantt W - 1/ C.G.H	61
7	Nothia Jadeed	62
8	Kankola	63
9	Deh Bahader Kally	63
10	Pawaka	63
11	Khalisa 2	65
12	Mehal Terrai 2	65
13	Peshawar Cantt W - 4 / C.M.H	65
14	Maryam Zai	65

15	Pajagai / Faqir Kalli	66
16	Haryna Payan	68
17	Achini / Sungu	68
18	University Town	68
19	Suleman Khel	68
20	Badaber Huri Zai	69
21	Shaheen Muslim Town 1	70
22	Chagarmati	70
23	Panam Dehri	70
24	Landi Arbab	70
25	Sarband	70
26	Tehkal Payan 1	70
27	Sherekera	70
28	Akhood Abad	71
29	Kakshal 1	71
30	Karim Pura	71
31	Regi	71
32	Sufaid Dehri	71
33	Aza Khail / Telaband	71
34	Hazarkhani 1	71
35	Lahori	72
36	Dag / Terai Payan	72
37	Hassan Ghari 1	72
38	Mathra	72
39	Bazid Khail	72
40	Mashogagar	72
41	Musa Zai / Pandu	72
42	Asia / Dabgari	74
43	Khalisa 1	74
44	Pishthakara	74
45	Jogani	75
46	Ade Zai	75
47	Yakatoot 2	76

48	Pakha Ghulam	76
49	Mattani	76
50	Surezai Payan	76
51	Urmar Bala	76
52	Urmar Mina	76
53	Chamkani	77
54	Hassan Ghari 2	77
55	Khazana	77
56	Gulbela	78
57	Dehri Bagbanan / Kotla Mohsin Khan	78
58	Hayatabad 1	78
59	Nothia Qadeem	78
60	Mera Surezai	78
61	Shaheen Muslim Town 2	79
62	Malakandar / Nasir Bagh	79

There are 62/97 union councils in Peshawar district in which PENTA III coverage was below 80%.

Union Council wise Pentavalent III Coverage in district Peshawar³

(Jan - Dec 2021)

S. No	Union Council	Target		Pentavalent III	
		Newborns	Surviving Infants	Total	%
1	Achini / Sungu	2267	2136	1446	68
2	Ade Zai	1401	1320	994	75
3	Akhood Abad	1498	1411	1007	71
4	Andar Shehar	256	241	236	98
5	Asia / Dabgari	726	684	508	74
6	Aza Khail / Telaband	1593	1501	1060	71
7	Badaber Huri Zai	1519	1431	985	69
8	Badaber Maryam Zai	1291	1216	973	80

³ EPMIS KP Dec 2021

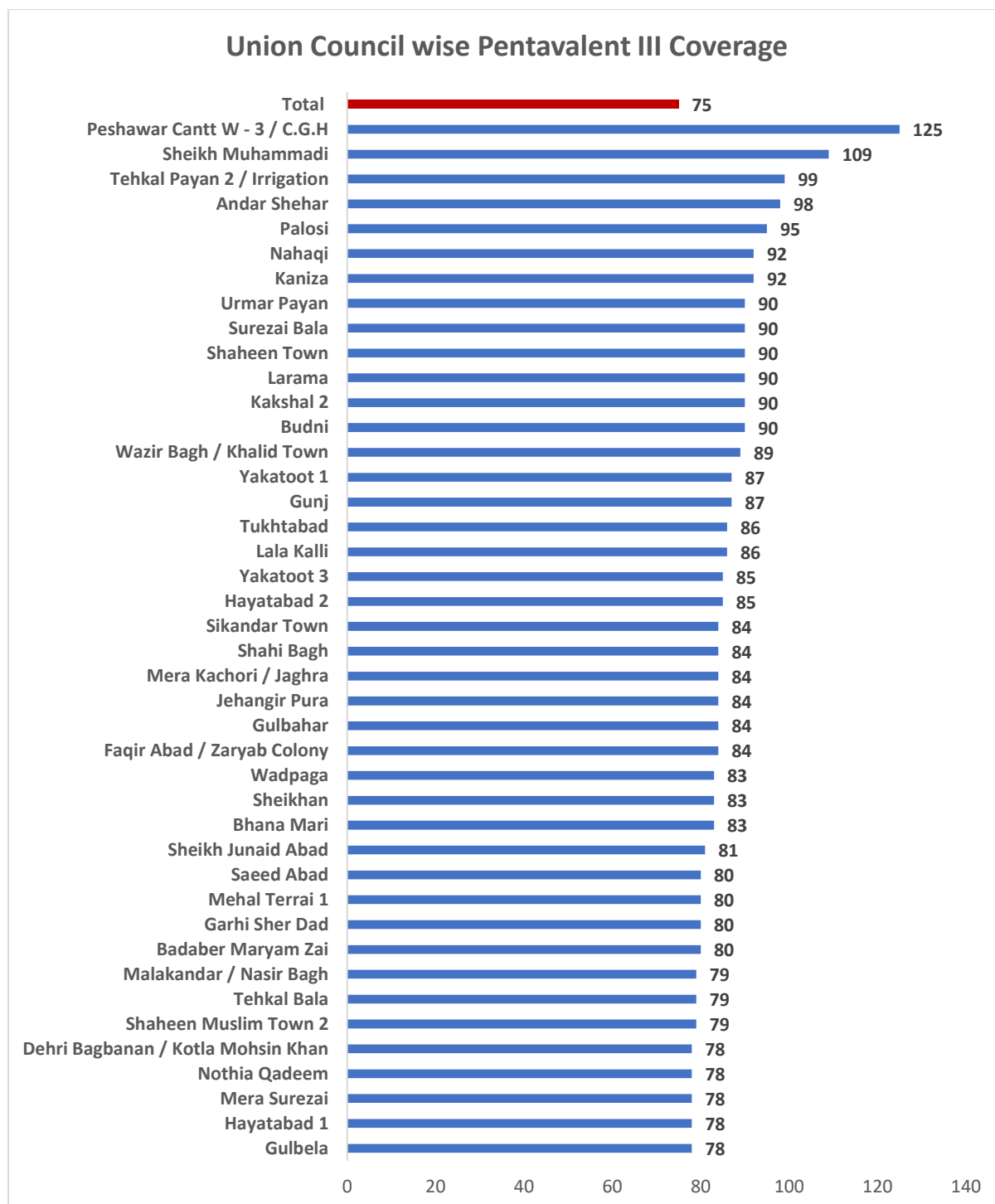
9	Bazid Khail	2190	2063	1490	72
10	Bhana Mari	851	802	662	83
11	Budni	1256	1183	1068	90
12	Chagarmati	1139	1073	748	70
13	Chamkani	1846	1739	1331	77
14	Dag / Terai Payan	2016	1899	1372	72
15	Deh Bahader Kally	2557	2409	1520	63
16	Dehri Bagbanan / Kotla Mohsin Khan	956	901	702	78
17	Faqir Abad / Zaryab Colony	624	588	495	84
18	Garhi Sher Dad	1123	1058	842	80
19	Gulbahar	770	725	611	84
20	Gulbela	2424	2283	1787	78
21	Gunj	503	474	412	87
22	Haryna Payan	2867	2701	1844	68
23	Hassan Ghari 1	2592	2442	1770	72
24	Hassan Ghari 2	1745	1644	1258	77
25	Hayatabad 1	1682	1584	1233	78
26	Hayatabad 2	2749	2590	2195	85
27	Hazarkhani 1	2084	1963	1393	71
28	Hazarkhani 2	3624	3414	1300	38
29	Jehangir Pura	444	418	350	84
30	Jogani	1109	1045	786	75
31	Kafoor Dehri	1508	1421	747	53
32	Kakshal 1	1706	1607	1134	71
33	Kakshal 2	473	446	401	90
34	Kaniza	1593	1501	1387	92
35	Kankola	2438	2297	1446	63
36	Karim Pura	524	494	350	71
37	Khalisa 1	2081	1960	1450	74
38	Khalisa 2	3184	2999	1947	65
39	Khazana	3080	2901	2246	77
40	Lahori	502	473	339	72
41	Lala Kalli	1602	1509	1304	86
42	Landi Arbab	1592	1500	1043	70
43	Larama	2353	2217	1988	90
44	Malakandar / Nasir Bagh	3467	3266	2582	79
45	Maryam Zai	1219	1148	747	65
46	Mashogagar	3008	2834	2031	72
47	Mathra	2548	2400	1727	72

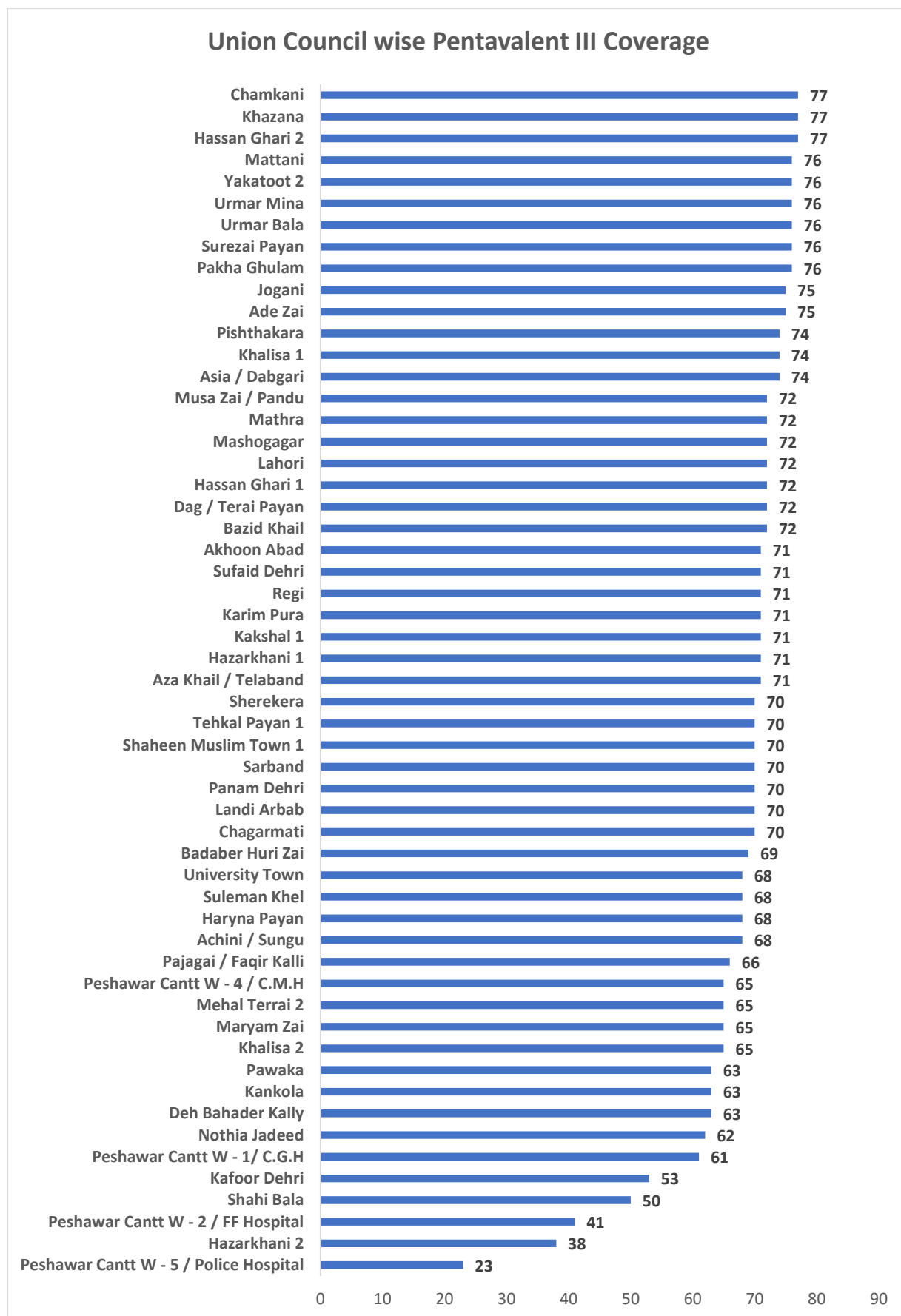
48	Mattani	2025	1908	1441	76
49	Mehal Terrai 1	1543	1454	1167	80
50	Mehal Terrai 2	3160	2977	1938	65
51	Mera Kachori / Jaghra	2599	2448	2060	84
52	Mera Surezai	1422	1340	1041	78
53	Musa Zai / Pandu	2244	2114	1530	72
54	Nahaqi	1744	1643	1514	92
55	Nothia Jadeed	1913	1802	1122	62
56	Nothia Qadeem	953	898	704	78
57	Pajagai / Faqir Kalli	3094	2915	1928	66
58	Pakha Ghulam	2515	2369	1801	76
59	Palosi	1963	1849	1758	95
60	Panam Dehri	1540	1451	1013	70
61	Pawaka	1729	1629	1030	63
62	Peshawar Cantt W - 1/ C.G.H	300	283	171	61
63	Peshawar Cantt W - 2 / FF Hospital	424	399	163	41
64	Peshawar Cantt W - 3 / C.G.H	207	195	244	125
65	Peshawar Cantt W - 4 / C.M.H	261	246	161	65
66	Peshawar Cantt W - 5 / Police Hospital	375	353	81	23
67	Pishthakara	2424	2283	1687	74
68	Regi	1511	1423	1013	71
69	Saeed Abad	851	802	643	80
70	Sarband	2198	2071	1447	70
71	Shaheen Muslim Town 1	2844	2679	1866	70
72	Shaheen Muslim Town 2	1092	1029	816	79
73	Shaheen Town	1085	1022	915	90
74	Shahi Bagh	1042	982	821	84
75	Shahi Bala	1492	1405	708	50
76	Sheikhan	2164	2038	1687	83
77	Sheikh Junaid Abad	1005	947	766	81
78	Sheikh Muhammadi	1441	1357	1480	109
79	Sherekera	681	642	451	70
80	Sikandar Town	951	896	750	84
81	Sufaid Dehri	4016	3783	2685	71
82	Suleman Khel	1305	1229	834	68
83	Surezai Bala	864	814	730	90
84	Surezai Payan	1504	1417	1083	76
85	Tehkal Bala	2436	2295	1808	79

86	Tehkal Payan 1	1297	1222	850	70
87	Tehkal Payan 2 / Irrigation	813	766	755	99
88	Tukhtabad	1777	1674	1446	86
89	University Town	851	802	548	68
90	Urmar Bala	4325	4074	3101	76
91	Urmar Mina	1589	1497	1141	76
92	Urmar Payan	1018	959	864	90
93	Wadpaga	2036	1918	1593	83
94	Wazir Bagh / Khalid Town	806	759	673	89
95	Yakatoot 1	1214	1144	991	87
96	Yakatoot 2	999	941	717	76
97	Yakatoot 3	2161	2036	1731	85
Total Coverage		160,383	151,090	112,714	75

According to the EPMIS Khyber Pakhtunkhwa, in district Peshawar there are 97 Union Councils. These consist of 47 basic health units, 3 rural health centers, 36 civil dispensaries. The data reveals that the overall coverage of Pentavalent III in district Peshawar is 75%. However, there are 62 union councils with less than 80% Pentavalent III coverage. The lowest coverage is reported as 23% in Peshawar Cantt W - 5 / Police Hospital.

The data in the above-mentioned table is presented in descending order of the PENTA III coverage in Peshawar district, in the graph as follows:





LHWs Involvement in Routine EPI

S.No	Name of Health Facility	No. of Attached LHWs	No. of Attached LHSs
1	Adezai	13	0
2	RHC Badber	17	1
3	Barbar Upazai	11	0
4	Bazid Khel	12	1
5	Budhai	7	0
6	BHU Chamkani	18	1
7	Charpariza	20	1
8	Dalazak	0	1
9	Faqir Kalley	12	1
10	Gulshan-e-Rahman Colony	20	1
11	Hazar Khawani	10	1
12	Jhagra	24	1
13	Jogani	16	1
14	Khazana	21	1
15	Lala Kalley	17	1
16	Maryam Zai	7	1
17	Masho Khel	32	1
18	Mashogagar	12	1
19	Mathra	15	1
20	Nasir Bagh	22	1
21	Mandra Khel	4	0
22	Pakha Ghulam	10	1
23	Palosai	40	1
24	Phandu	15	1
25	Saeed Abad	17	0
26	Terai Payan	3	0
27	Sheikh Mohammadi	21	1
28	Sherekerra	4	1
29	Sufaid Dheri	34	2
30	Surizai Bala	15	1
31	Takht Abad	22	1
32	Urmer Payan	19	1
33	Wadpagga	12	1
34	CBD-No 1	11	1
35	CBD-No 2	22	1
36	CBD-No 3	26	1
37	Irrigation	15	1

38	Clerk Colony	22	1
39	Landi Arbad	6	0
40	Sheikh Abad	14	1
41	Tehkal payan	22	1
42	Zaryab Colony	40	2
43	Gul Bahar	17	0
44	Urmer Miana	17	1
45	Akhoon Abad	11	1
46	Din Bahar	18	1
47	Kakshal	12	1
48	Khalid Town	11	1
49	Rasheed Ghari	9	0
50	Shaheen Muslim Town	18	1
51	Swati Gate	26	1
52	Zargar Abad	10	0
53	Infectious Disease Hosp.(IDH)	17	1
54	CH Mattani	1	1
55	RHC Gara Tajik	14	1
56	Nahaqi	12	1
57	Regi	14	1
58	Gul Bela	23	1
59	Budhni	8	1
60	Chaghar Matti	20	1
61	Nauthia Qadeem	17	1
62	Potowar Bala	13	0
63	Aza Khel	0	0
64	Kafoor Dheri	0	0
Total		988	53

The LHW MIS data reveals that there are only 62/121 health facilities in which LHWs are attached. Therefore, the LHW coverage in the district is only limited to 51.23%.

The sub-optimal level of PENTA III coverage may be attributed to lack of LHWs attachment with the respective health facilities and lack of training in routine EPI. Moreover, lack of and delayed refresher courses in EPI are also noted as one of the contributing factors for updating the knowledge of LHWs in routine EPI.

The monitoring and supervisory role and capacity of Lady Health Supervisors is pertinent for effective service delivery by the LHWs. Therefore, lack of LHSs and lack of their capacity building in monitoring and supervision for routine EPI adds to the overall improved or poor EPI performance of the Peshawar district.