



Career Education in Florida

The role of for-profit colleges in
Florida postsecondary education



FLORIDA FOR-PROFIT COLLEGE FACTS 2024

87,567



Students enrolled full or part-time at private for-profit colleges



57%

Completion rate at 2-year colleges

67%

Completion rate at <2-year colleges



16:1

Student-Faculty Ratio

26%

Black

31%

Hispanic



60%

Women



40%

Men



56%
Pell Grant
Recipients




6.5K Associate's
6.8K Bachelor's
28.1K Certificates
awarded

Table of Contents

Diverse Populations Served.....	1
Female Enrollment.....	2
Students of Color.....	3
Low-Income	4
First-Generation.....	5
Adult Learners	6
Student Outcomes and Preparation for the Workforce	7
Degrees Awarded in Florida	8
Types of Degrees/Certificates Awarded in Florida	9
In-Demand Career Training in the US: Non-Degree	10
Student Debt in Florida.....	11
Notes	12

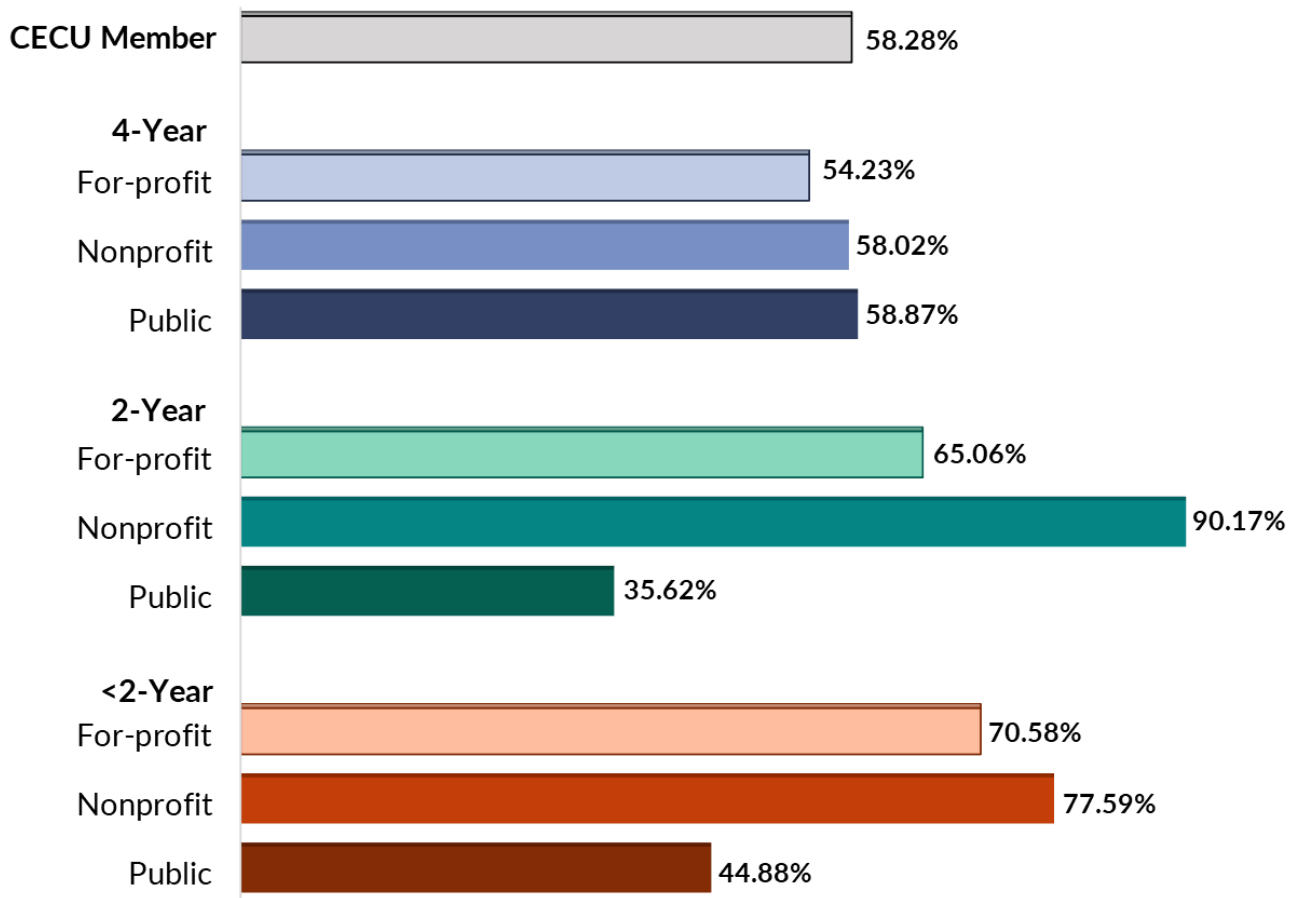
DIVERSE POPULATIONS SERVED

Diverse Populations Served: Female

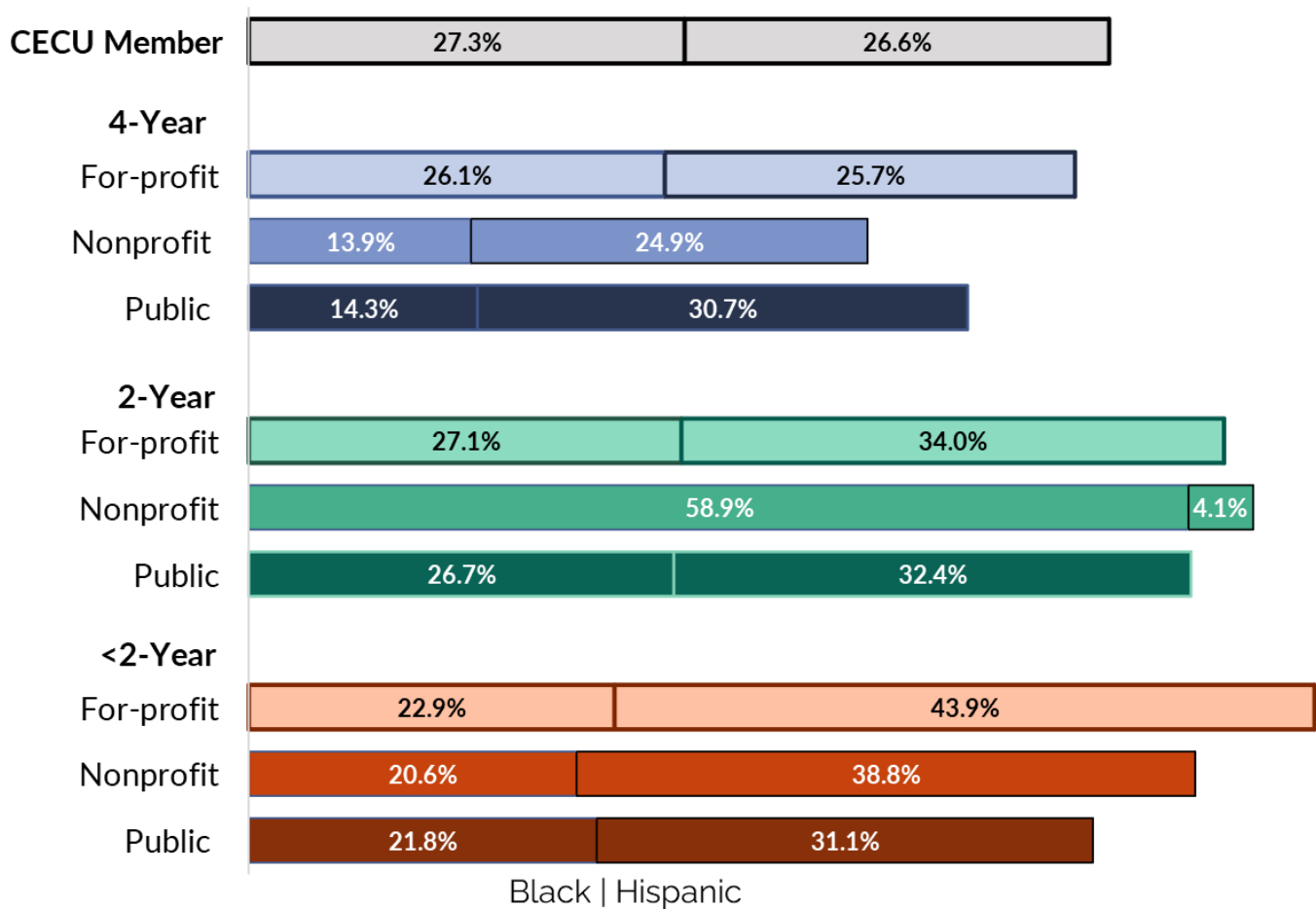


First, we look at the percentage of women enrolled at for-profit colleges in Florida in the 2022-23 school year. At two-year (65%) and less-than-two-year schools (71%), for-profit colleges ranked above public schools in female enrollment. Female enrollment was roughly 54-59% across sectors for four-year schools.

Across all institutional levels, CECU member schools showed an average enrollment of approximately 58% women.



Diverse Populations Served: Students of Color



For-profit colleges had the highest enrollment of students that are Hispanic at two-year colleges (34%) and less-than-two-year schools (44%). For-profit colleges also had the highest enrollment of students that are Black at four-year (26%) and less-than-two-year (23%) colleges.

At CECU member schools in Florida, 54% of enrolled students identified as Black or Hispanic.

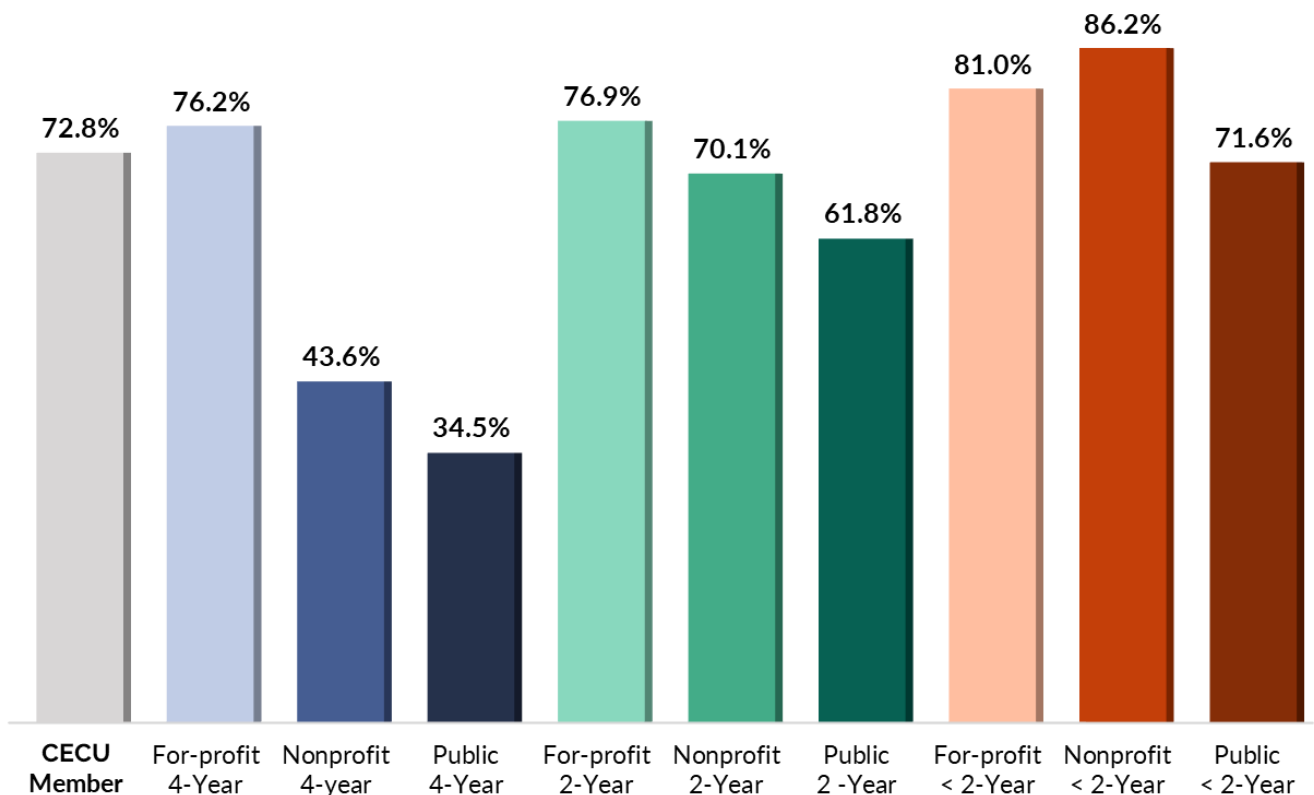


Diverse Populations Served: Low-Income

Low Income

Other areas of underserved populations accommodated by for-profit colleges in Florida include low-income students. For-profit colleges served the highest percentage of low-income students in the 2022-23 school year at four-year (76%) and two-year (77%) schools.

CECU member schools in Florida enrolled 73% low-income students across all institutional levels.

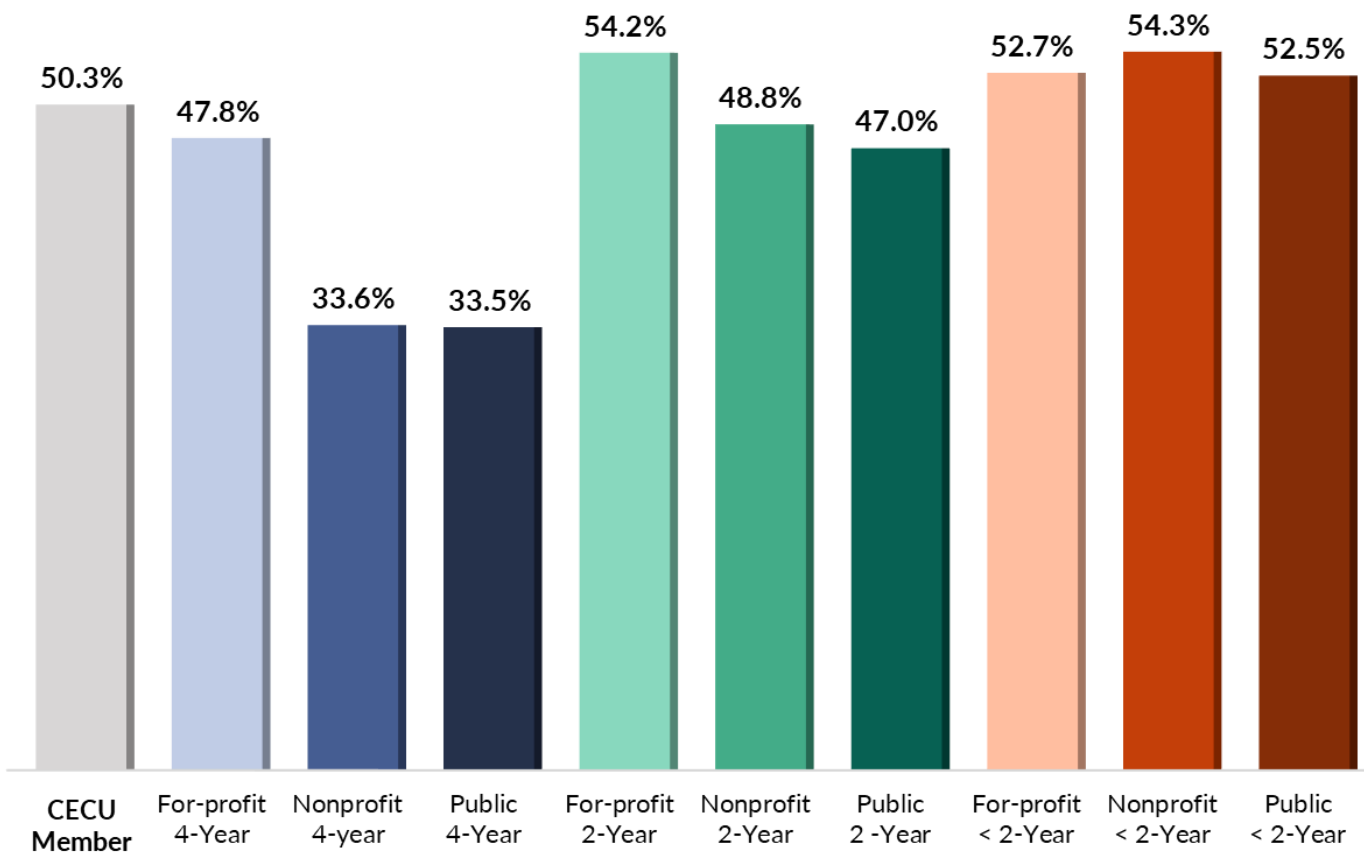


Diverse Populations Served: First-Generation

For-profit colleges also served a large share of first-generation students in the 2022-23 school year, leading the way in first-generation enrollment at four-year and two-year schools with 48% and 54% of students at each institutional level being among the first generation in their family to attend college.

**1st
Gen**

CECU member schools had a student population with 50% first-generation students.

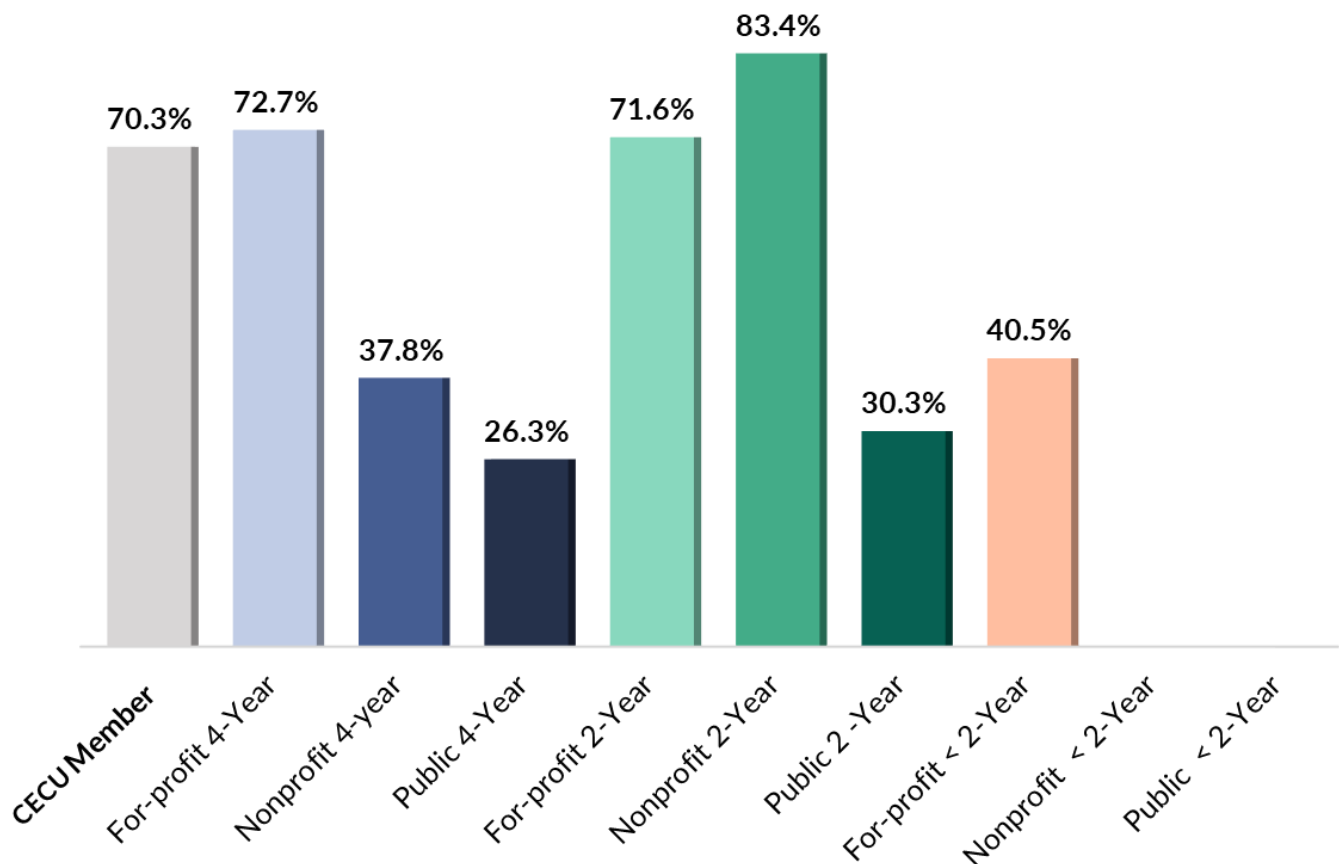


Diverse Populations Served: Adult Learners

Adults aged 25+ are another key population served by for-profit colleges in Florida as schools in this sector aim to adapt to the needs of older, more experienced learners that may have competing priorities as they've gotten older.

25+

For-profit colleges showed the highest enrollment of adult learners in the 2022-23 school year at four-year schools (73%) and the second-highest enrollment of adult learners at two-year schools (72%). CECU member schools showed an enrollment of 70% adult learners.

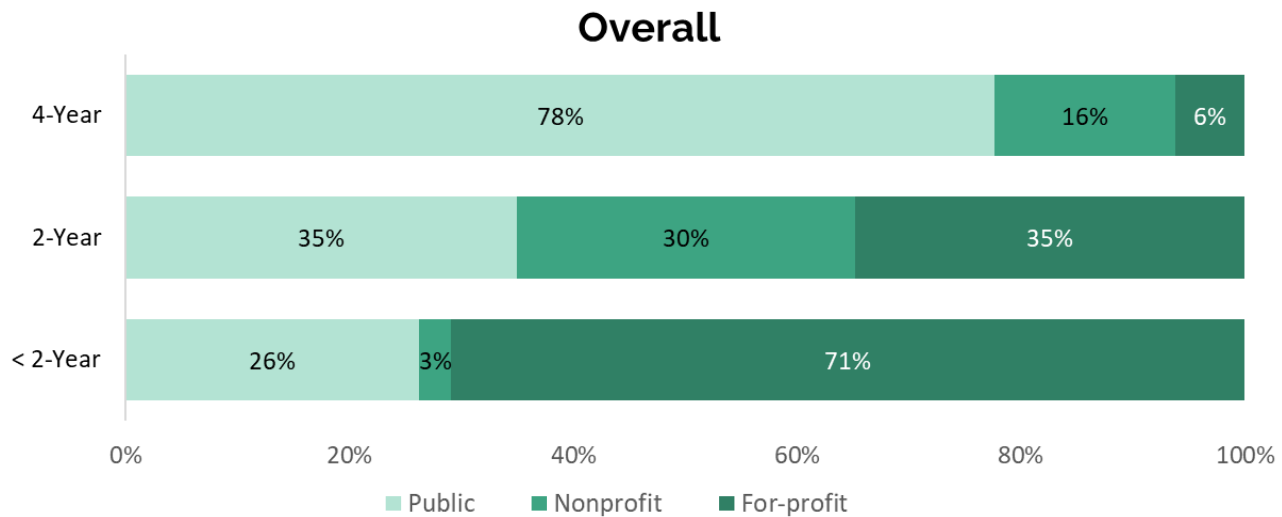


STUDENT OUTCOMES AND PREPARATION FOR THE WORKFORCE

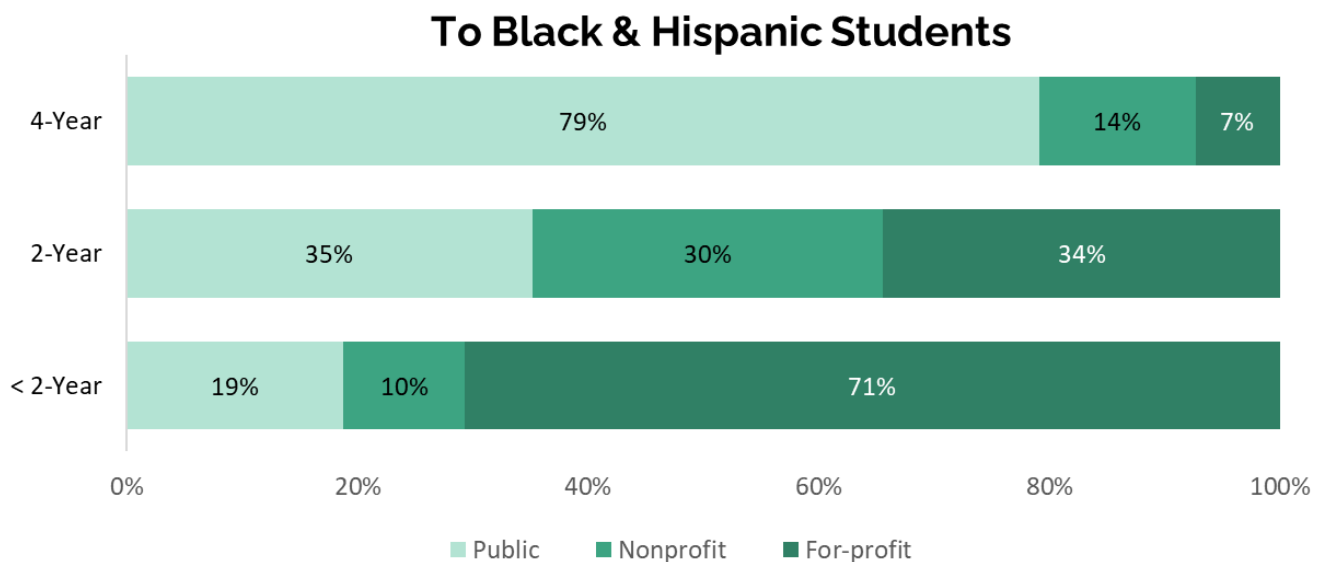
Degrees Awarded in Florida

Academic year 2021–22

For-profit colleges conferred 71% of less-than-two-year degrees/certificates across sectors in the 2021-22 school year. They also conferred 35% of two-year degrees/certificates and 6% of four-year degrees/certificates.



Among Black and Hispanic students, for-profit colleges conferred 71% of less-than-two-year degrees/certificates. They also accounted for 34% of two-year degrees/certificates and 7% of four-year degrees/certificates conferred to Black and Hispanic students.



Types of Degrees/Certificates Awarded in Florida

By control of institution, 2021-22 academic year

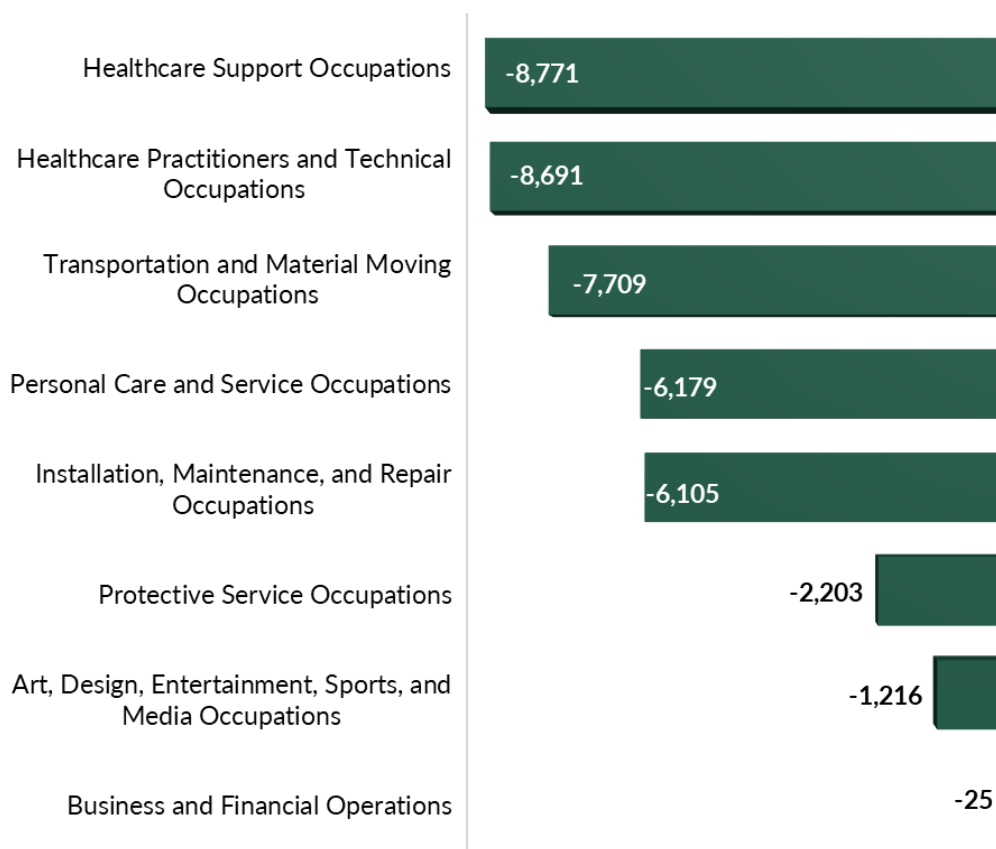
Profession	Public	Private, nonprofit	For-profit	Total	For-profit percentage
HVACR Technology/Technician	114	7	1579	1700	92.9%
Massage Therapy/Therapeutic Massage	149	132	1323	1604	82.5%
Medical/Clinical Assistant	540	404	3110	4054	76.7%
Airframe Mechanics and Aircraft Maintenance Technology/Technician	161	0	455	616	73.9%
Dental Assisting/Assistant	413	76	1158	1647	70.3%
Cosmetology/Cosmetologist, General	1055	63	2591	3709	69.9%
Audiovisual Communications Technologies/Technicians	354	0	678	1032	65.7%
Welding Technology/Welder	964	0	1061	2025	52.4%
Automobile/Automotive Mechanics Technology/Technician	813	0	594	1407	42.2%
Plumbing Technology/Plumber	180	0	92	272	33.8%
Registered Nursing/Registered Nurse	10342	3177	4439	17958	24.7%
Health Information/Medical Records Technology/Technician	160	131	87	378	23.0%
Licensed Practical/Vocational Nurse Training	1544	0	398	1942	20.5%
Electrician	701	68	179	948	18.9%
Culinary Arts/Chef Training	656	0	55	711	7.7%

For-profit colleges contribute significantly to the workforce in Florida, conferring over 70% of degrees/certificates in the following fields:

- HVACR Technology/Technician
- Massage Therapy/Therapeutic Massage
- Medical/Clinical Assistant
- Airframe Mechanics and Aircraft Maintenance Technology/Technician
- Dental Assisting/Assistant

In-Demand Career Training in the US: Non-Degree

Projected Shortage of Workers by Group



The degrees/certificates conferred by for-profit colleges in Florida align very well with the estimated annual nationwide worker shortages in occupations requiring some college or a postsecondary nondegree award. Healthcare is by far the occupation most in need of workers. In helping to meet this need, for-profit colleges confer **one out of every four** degrees/certificates in registered nursing in Florida. They also confer 77% of degrees/certificates to medical/clinical assistants in Florida.

Installation, maintenance, and repair occupations are also in need of workers. Florida for-profit schools provide large percentages of degrees/certificates in the following fields to meet that need:

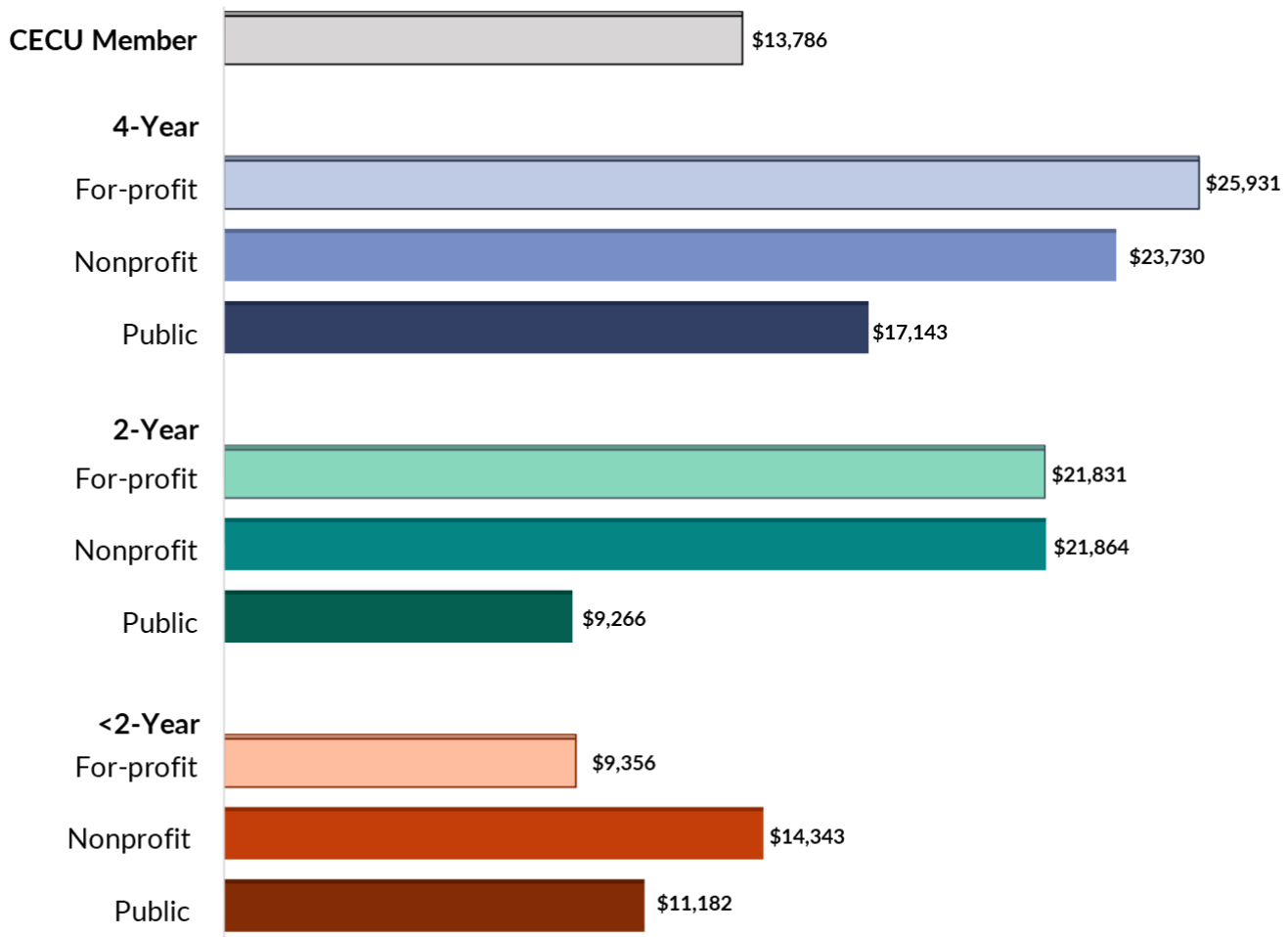
- HVACR Technology/Technician (93%)
- Airframe Mechanics and Aircraft Maintenance Technology/Technician (74%)
- Welding Technology/Welder (52%)
- Automobile/Automotive Mechanics Technology/Technician (42%)
- Plumbing Technology/Plumber (34%)
- Electrician (19%)

Student Debt in Florida

Academic year 2021–22

Not only do for-profit colleges in Florida confer valuable degrees to fill gaps in the labor market, but they do so in a way that minimizes student debt for those who obtained less-than-two-year degrees/certificates. For-profit college graduates from less-than-two-year colleges showed the lowest student debt (\$9,356) compared to other institutions of the same level. Two-year for-profit college graduates also had lower average student debt than two-year nonprofit graduates.

CECU member schools had an average student debt of \$13,786 across all institutional levels.



Notes

- The data presented in this report includes only Title IV accredited institutions.
- Data for “CECU Member” includes all institutions listed in the member data file provided by CECU, cross-referenced with IPEDS and College Scorecard data by OPEID.
- Data for percentage of adult learners at public and private nonprofit less-than-two-year schools is not available.