



# Career Education in Idaho

---

The role of for-profit colleges in  
postsecondary education



# IDAHO FOR-PROFIT COLLEGE FACTS 2024

2,515



Students enrolled full or part-time at private for-profit colleges



68%

Completion rate at 2-year colleges

73%

Completion rate at <2-year colleges



12:1

Student-Faculty Ratio

2%

Black

20%

Hispanic



88%

Women



12%

Men



68%  
Pell Grant  
Recipients



161 Associate's  
1.7K Certificates  
awarded


# Table of Contents

Diverse Populations Served .....	1
Female Enrollment .....	2
Students of Color .....	3
Low-Income .....	4
First-Generation .....	5
Adult Learners .....	6
Student Outcomes and Preparation for the Workforce .....	7
Degrees Awarded in Idaho .....	8
Types of Degrees/Certificates Awarded in Idaho .....	9
In-Demand Career Training in the US: Non-Degree .....	10
Notes .....	11

# **DIVERSE POPULATIONS SERVED**

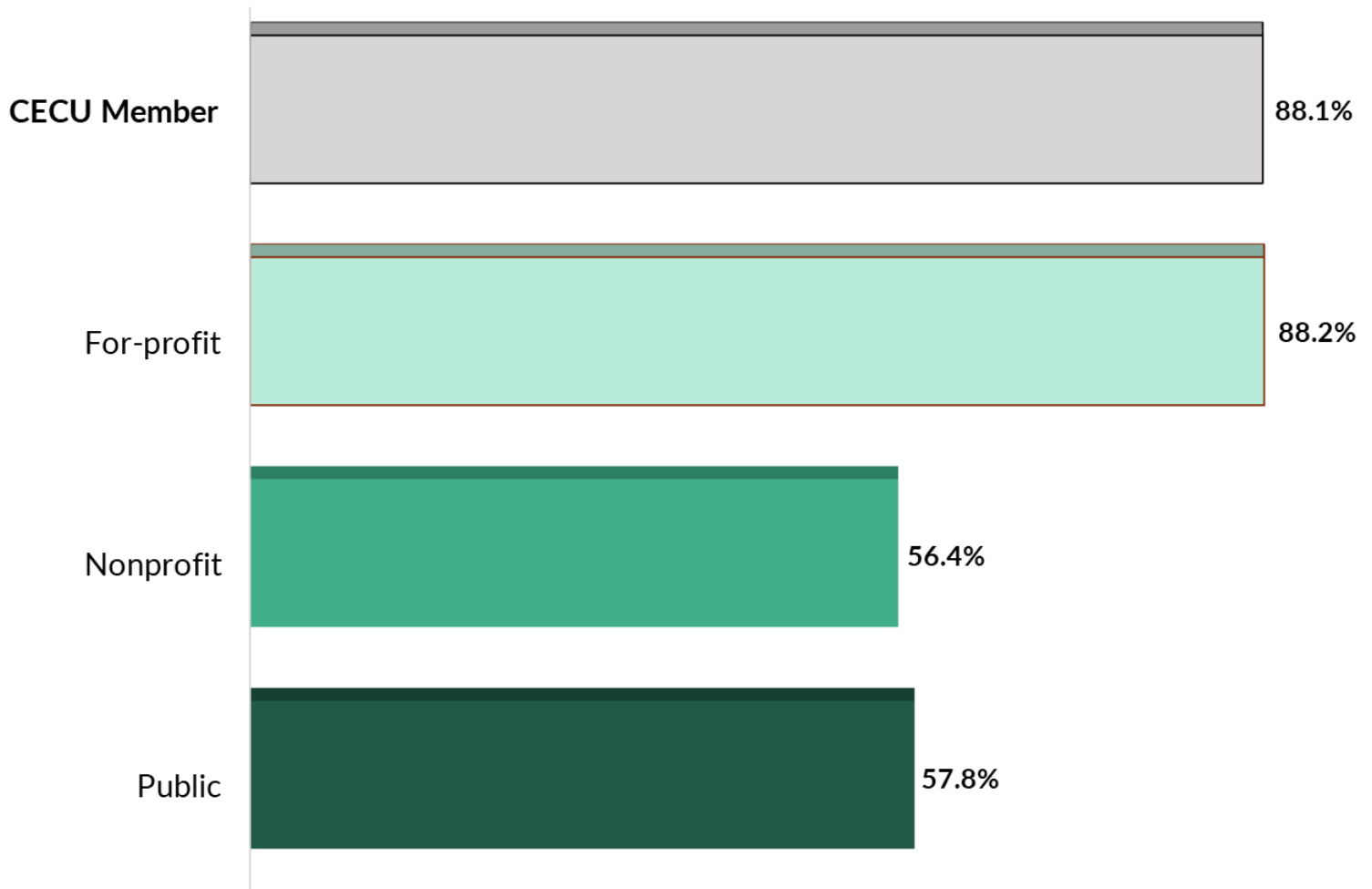
# Diverse Populations Served: Female

---

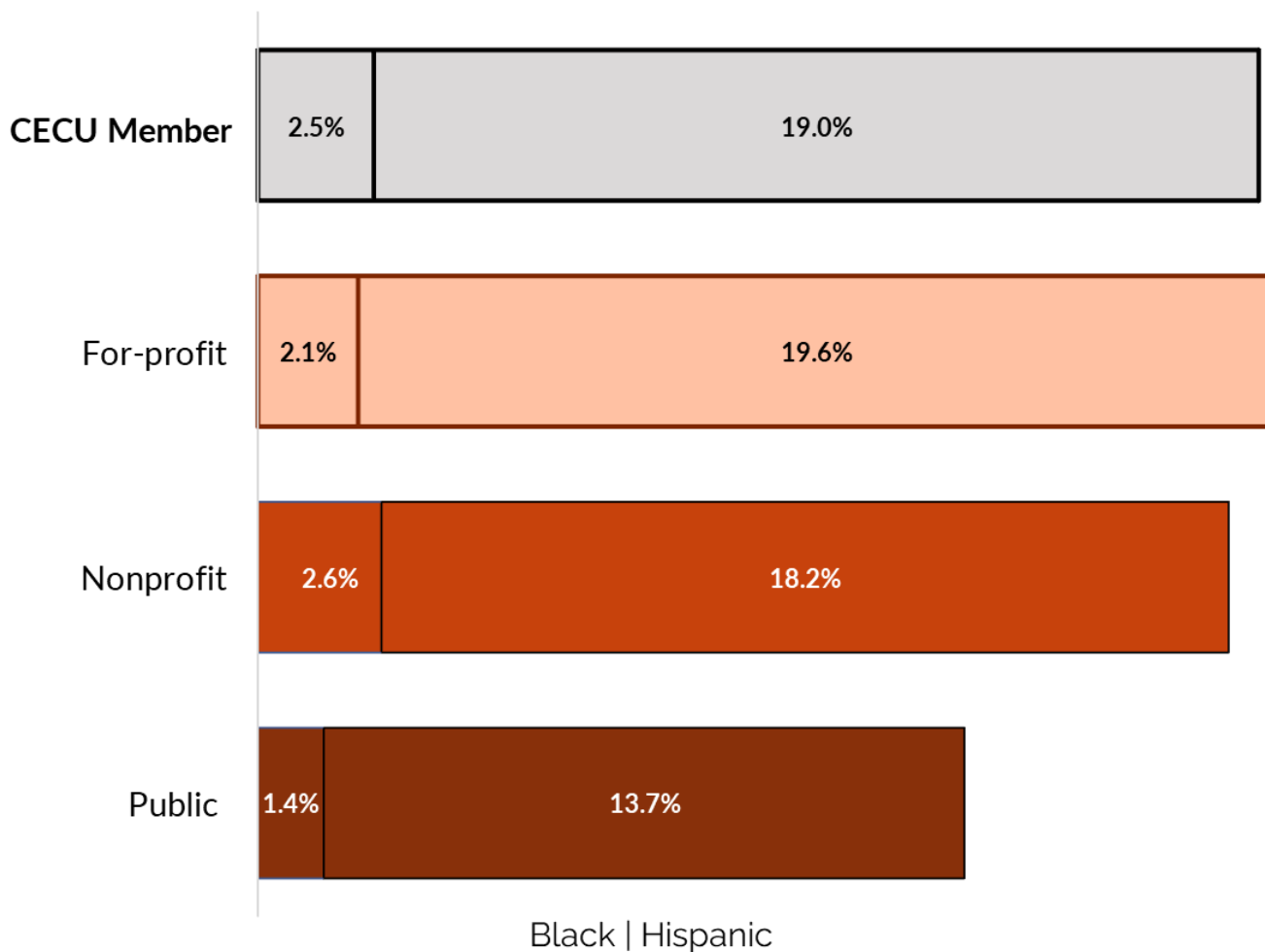


First, we look at the percentage of women enrolled at for-profit colleges in Idaho in the 2022-23 school year. For-profit colleges lead the way in female enrollment with 88% of students enrolled identifying as female.

Across all institutional levels, CECU member schools also boasted an average enrollment of approximately 88% women.



# Diverse Populations Served: Students of Color



Additionally, for-profit colleges had the highest enrollment of students that are Hispanic with 20% of students identifying as Hispanic. For-profit colleges had a slightly lower enrollment of Black students than private nonprofit colleges but had a higher enrollment than public colleges.

At CECU member schools in Idaho, 22% of enrolled students identified as Black or Hispanic.



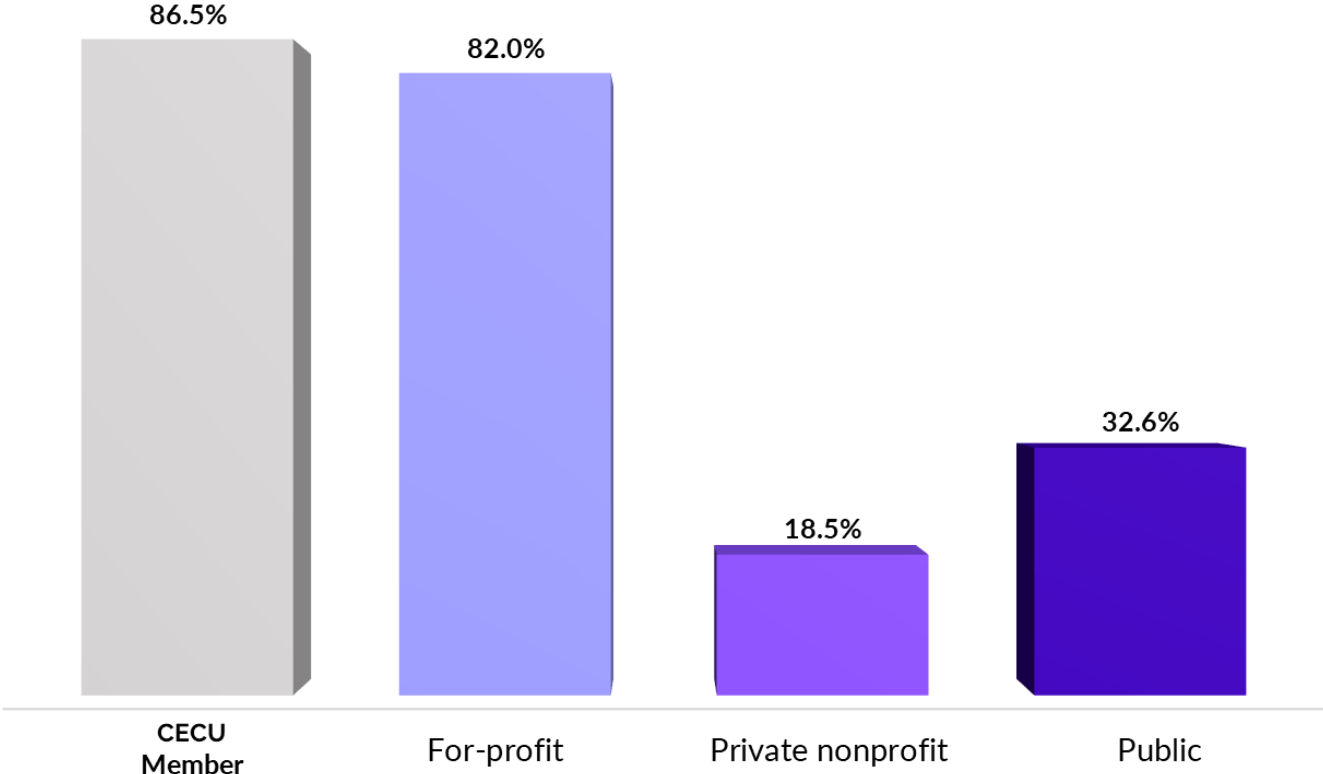
# Diverse Populations Served: Low-Income

---

## Low Income

Other areas of underserved populations accommodated by for-profit colleges in Idaho include low-income students. For-profit colleges served the highest percentage of low-income students in the 2022-23 school year with 82% of enrolled students qualifying as low-income.

CECU member schools in Idaho enrolled 87% low-income students across all institutional levels.



Source: College Scorecard, 2023

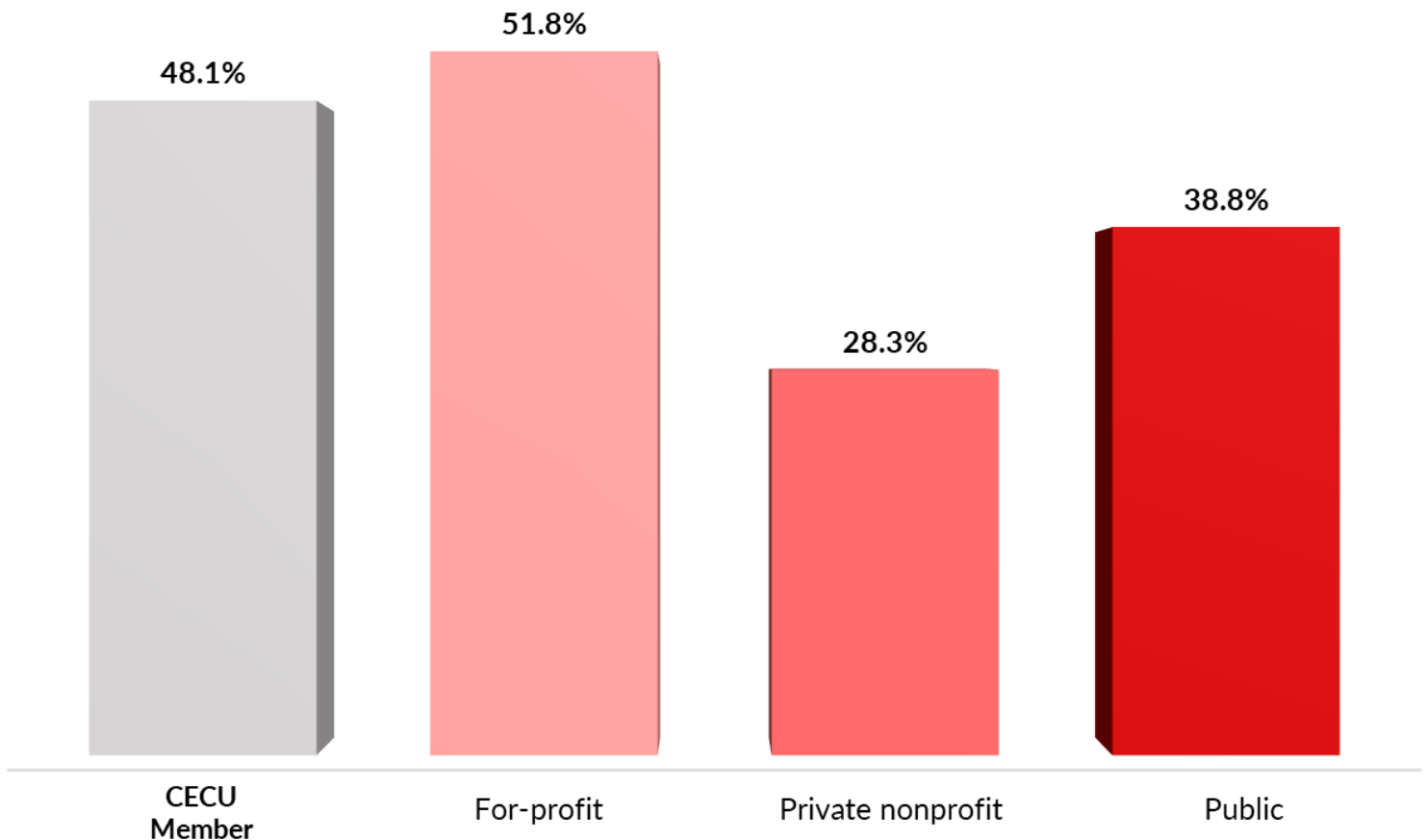
# Diverse Populations Served: First-Generation

---

For-profit colleges also served a large share of first-generation students in the 2022-23 school year, leading the way in first-generation enrollment with 52% of students being among the first generation in their family to attend college.

**1<sup>st</sup>  
Gen**

CECU member schools had a student population with 48% first-generation students.





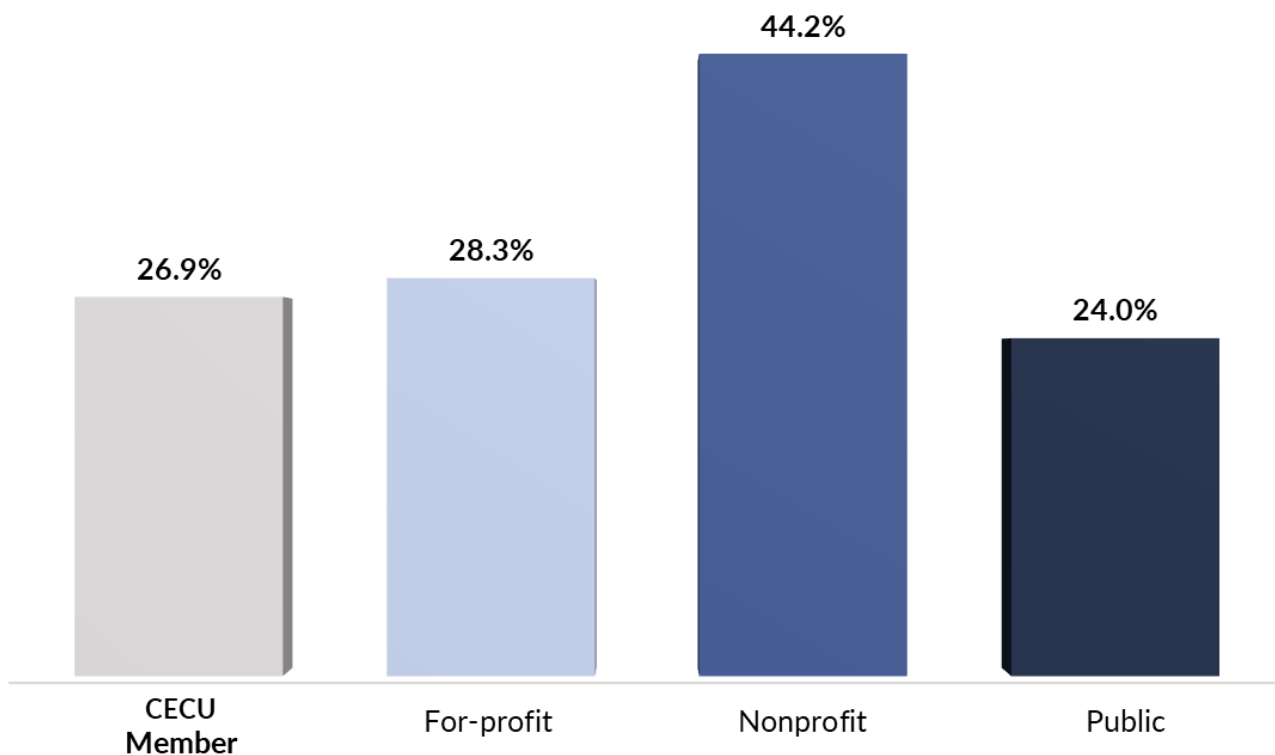
# Diverse Populations Served: Adult Learners

---

Adults aged 25+ are another key population served by for-profit colleges in Idaho as schools in this sector aim to adapt to the needs of older, more experienced learners that may have competing priorities as they've gotten older.

**25+**

For-profit colleges had a higher enrollment of adult learners in the 2022-23 school year (28%) than public colleges (24%), but both for-profit and public colleges had lower adult enrollment than private nonprofit colleges (44%).

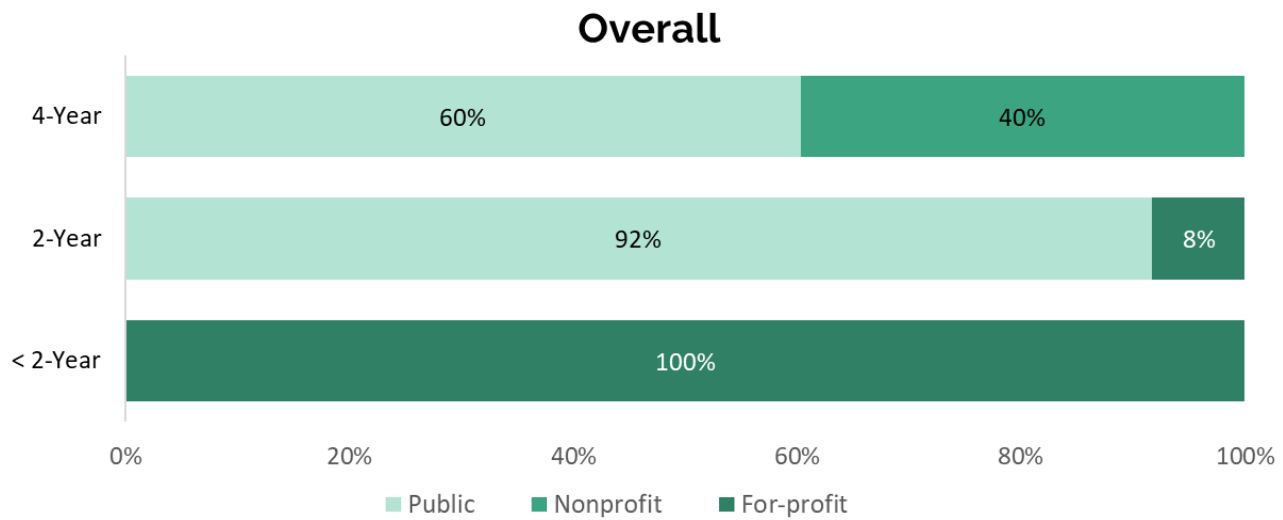


# **STUDENT OUTCOMES AND PREPARATION FOR THE WORKFORCE**

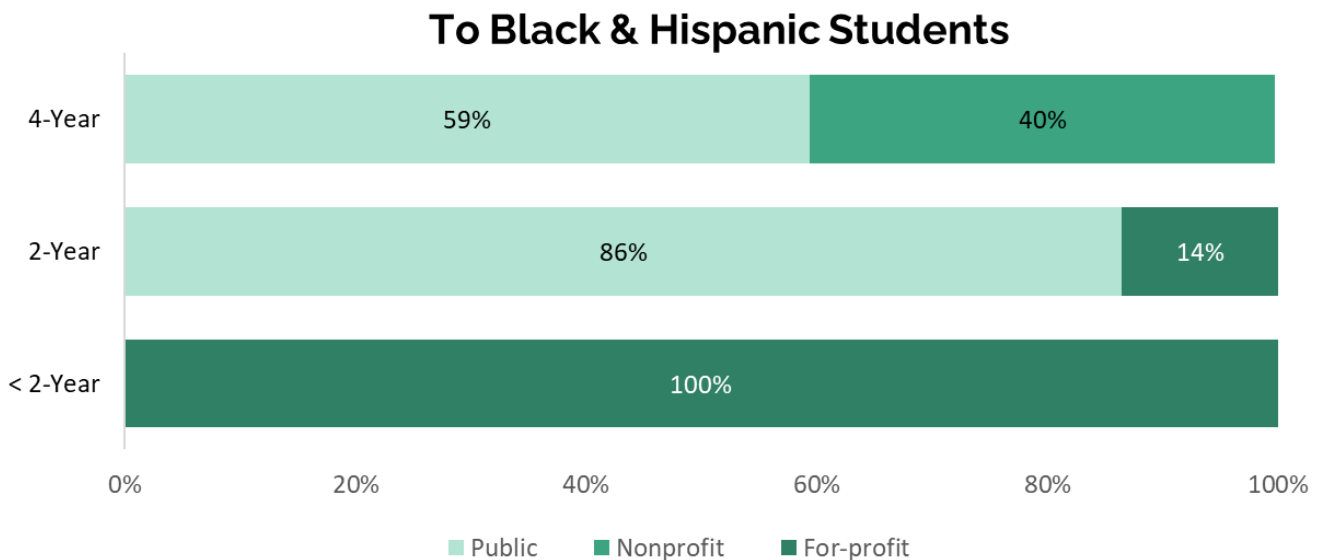
# Degrees Awarded in Idaho

Academic year 2021-22

For-profit colleges conferred all less-than-two-year degrees/certificates across sectors in the 2021-22 school year. They also conferred 8% of two-year degrees/certificates.



Among Black and Hispanic students, for-profit colleges again conferred all less-than-two-year degrees/certificates. They also accounted for 14% of two-year degrees/certificates conferred to Black and Hispanic students.



# Types of Degrees/Certificates Awarded in Idaho

*By control of institution, 2021-22 academic year*

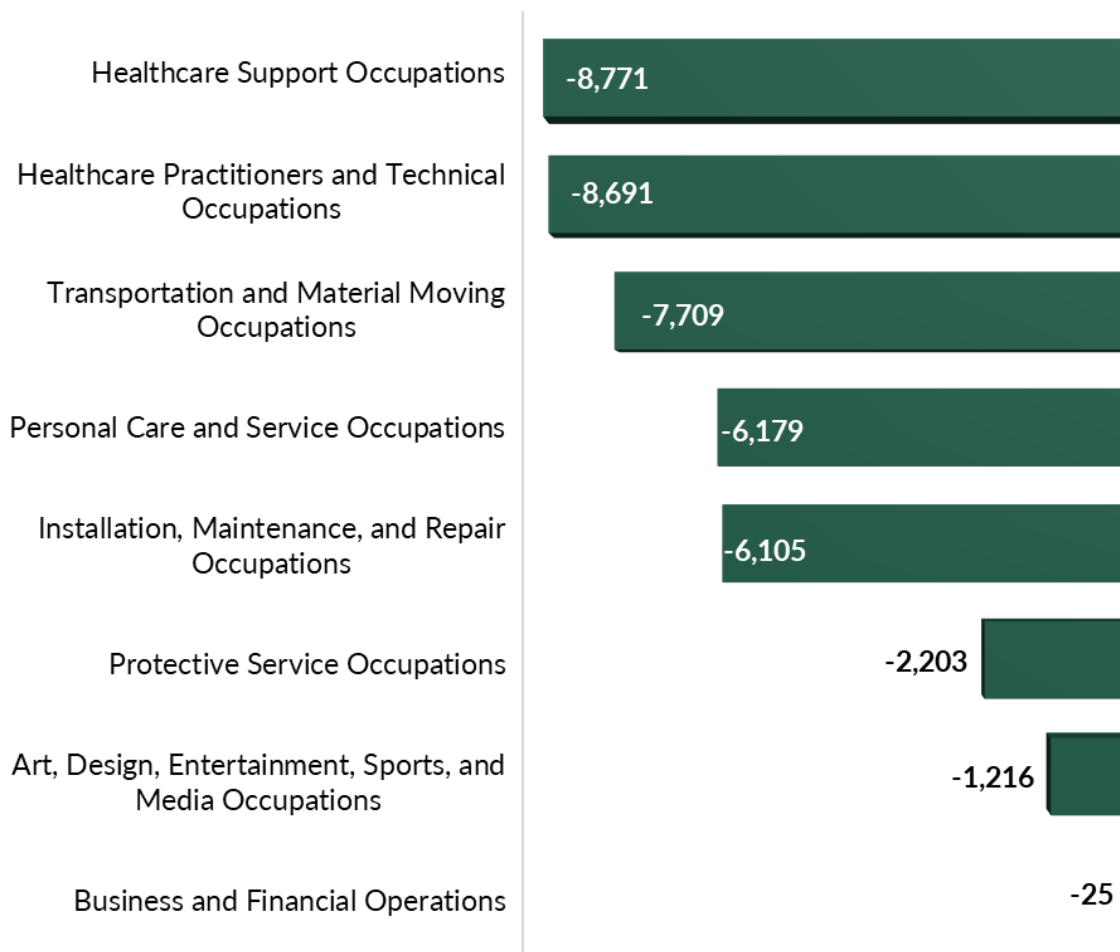
Profession	Public	Private, nonprofit	For-profit	Total	For-profit percentage
Aesthetician/Esthetician and Skin Care Specialist	0	0	398	398	100.0%
Barbering/Barber	0	0	192	192	100.0%
Massage Therapy/Therapeutic Massage	0	0	106	106	100.0%
Cosmetology/Cosmetologist, General	15	0	499	514	97.1%
Nail Technician/Specialist and Manicurist	15	0	204	219	93.2%
Dental Assisting/Assistant	45	0	86	131	65.6%
Medical/Clinical Assistant	106	0	73	179	40.8%
Licensed Practical/Vocational Nurse Training	119	0	41	160	25.6%
Registered Nursing/Registered Nurse	1128	232	72	1432	5.0%

For-profit colleges contribute significantly to the workforce in Idaho, conferring over 90% of degrees/certificates in the following fields:

- Aesthetician/Esthetician and Skin Care Specialist
- Barbering/Barber
- Massage Therapy/Therapeutic Massage
- Cosmetology/Cosmetologist, General
- Nail Technician/Specialist and Manicurist

# In-Demand Career Training in the US: Non-Degree

## Projected Shortage of Workers by Group



The degrees/certificates conferred by for-profit colleges in Idaho align very well with the estimated annual nationwide worker shortages in occupations requiring some college or a postsecondary nondegree award. Healthcare is by far the occupation most in need of workers. For-profit colleges in Idaho confer a large percentage of degrees/certificates in the following healthcare-related fields:

- Dental Assisting/Assistant (67%)
- Medical/Clinical Assistants (41%)
- Licensed Practical/Vocational Nurse (26%)
- Registered Nursing/Registered Nurse (5%).

# Notes

---

- The data presented in this report includes only Title IV accredited institutions.
- Data for “CECU Member” includes all institutions listed in the member data file provided by CECU, cross-referenced with IPEDS and College Scorecard data by OPEID.
- IPEDS data presented in this report does not include two-year private nonprofit or less-than-two-year public and private nonprofit schools due to data availability constraints.
- College Scorecard data presented in this report does not include four-year for-profit, two-year private nonprofit, or less-than-two-year public and private nonprofit schools due to data availability constraints.