



Career Education in Pennsylvania

The role of for-profit colleges in
postsecondary education



PENNSYLVANIA FOR-PROFIT COLLEGE FACTS 2024

18,232



Students enrolled full or part-time at private for-profit colleges



52%

Completion rate at 2-year colleges

62%

Completion rate at <2-year colleges



15:1
Student-Faculty
Ratio

30%

Black

13%

Hispanic



62%

Women



38%

Men



61%
Pell Grant
Recipients



1.9K Associate's
390 Bachelor's
8.8K Certificates
awarded

Table of Contents

Diverse Populations Served	1
Female Enrollment	2
Students of Color	3
Low-Income	4
First-Generation	5
Adult Learners	6
Student Outcomes and Preparation for the Workforce	7
Degrees Awarded	8
Types of Degrees/Certificates Awarded in Pennsylvania	9
In-Demand Career Training in the US: Non-Degree	10
Notes	11

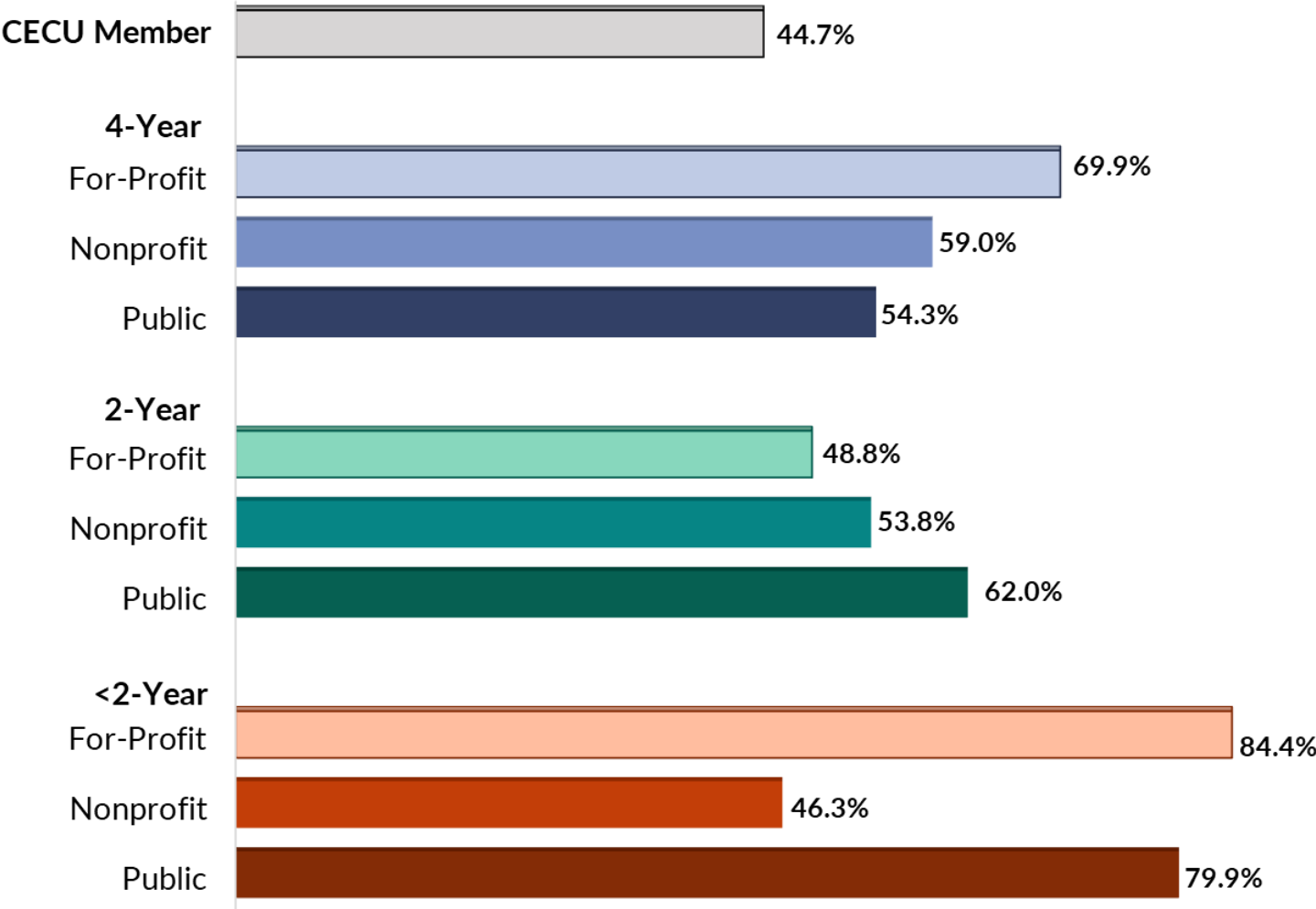
DIVERSE POPULATIONS SERVED

Diverse Populations Served: Female



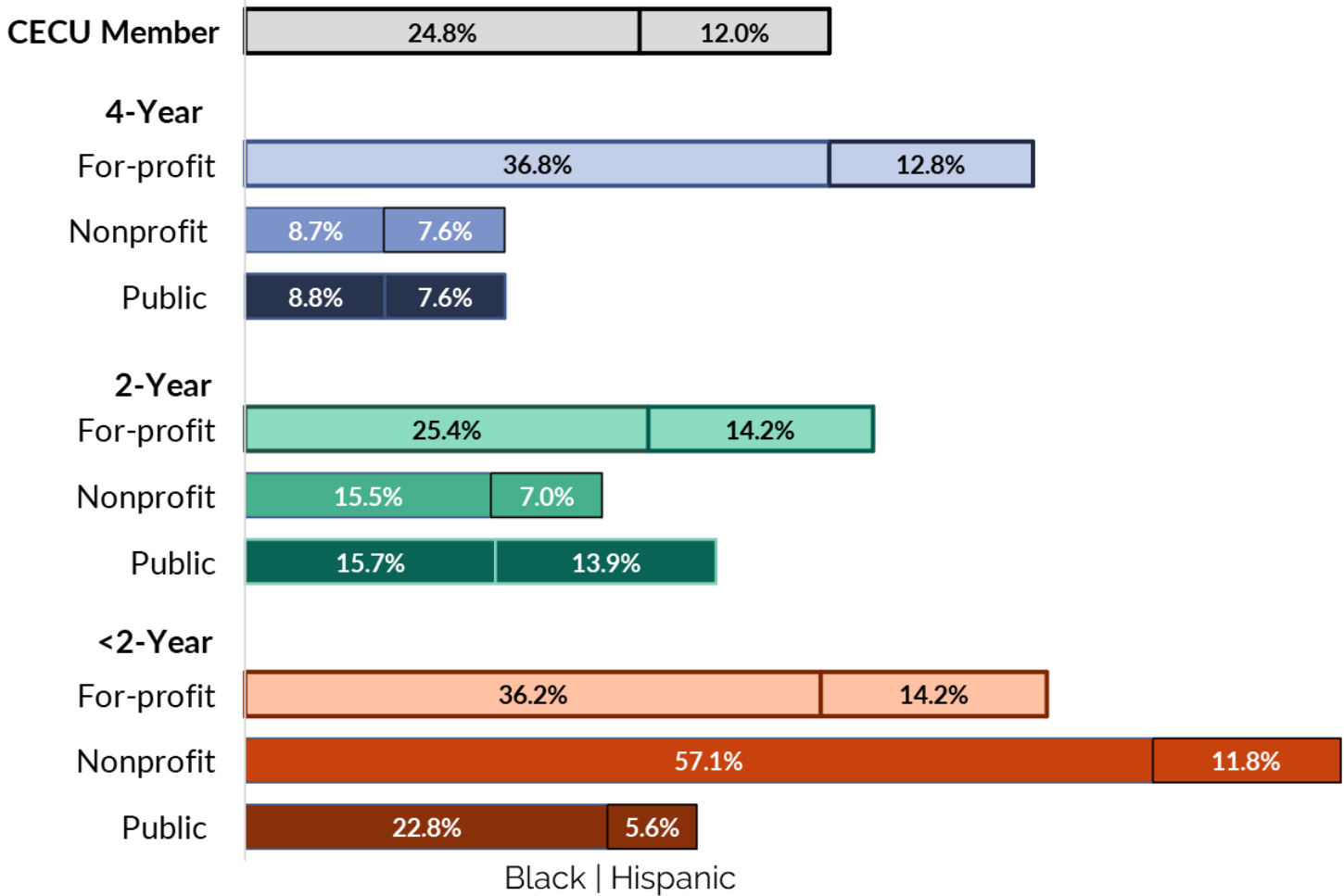
First, we look at the percentage of women enrolled at for-profit colleges in Pennsylvania in the 2022-23 school year. For-profit colleges conferring primarily four-year and less-than-two-year degrees lead the way at their institutional levels with 70% and 84% female enrollment respectively.

Across all institutional levels, CECU members enrolled approximately 45% women.



Source: IPEDS, 2024

Diverse Populations Served: Students of Color



Additionally, for-profit colleges conferring primarily four-year and two-year degrees lead the way in enrollment of Black and Hispanic students at their institutional levels.

At CECU schools in Pennsylvania, 37% of students were Black or Hispanic.

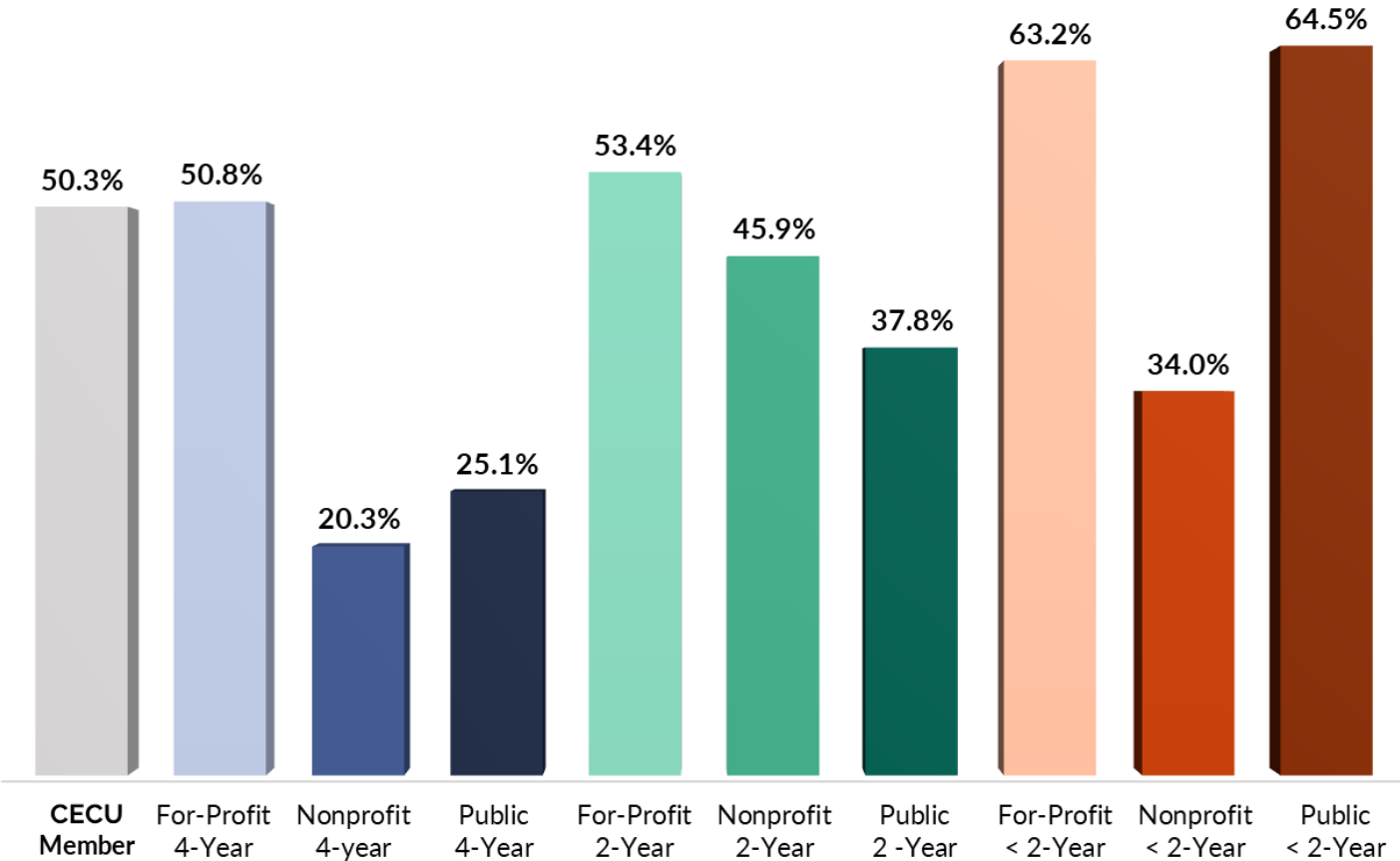


Diverse Populations Served: Low-Income

Low Income

Other areas of underserved populations accommodated by for-profit colleges in Pennsylvania include low-income students. For-profit colleges served the highest percentages of low-income students in the 2022-23 school year at four-year colleges (51%) and two-year colleges (53%).

CECU colleges in Pennsylvania served 50% low income students across all institutional levels.



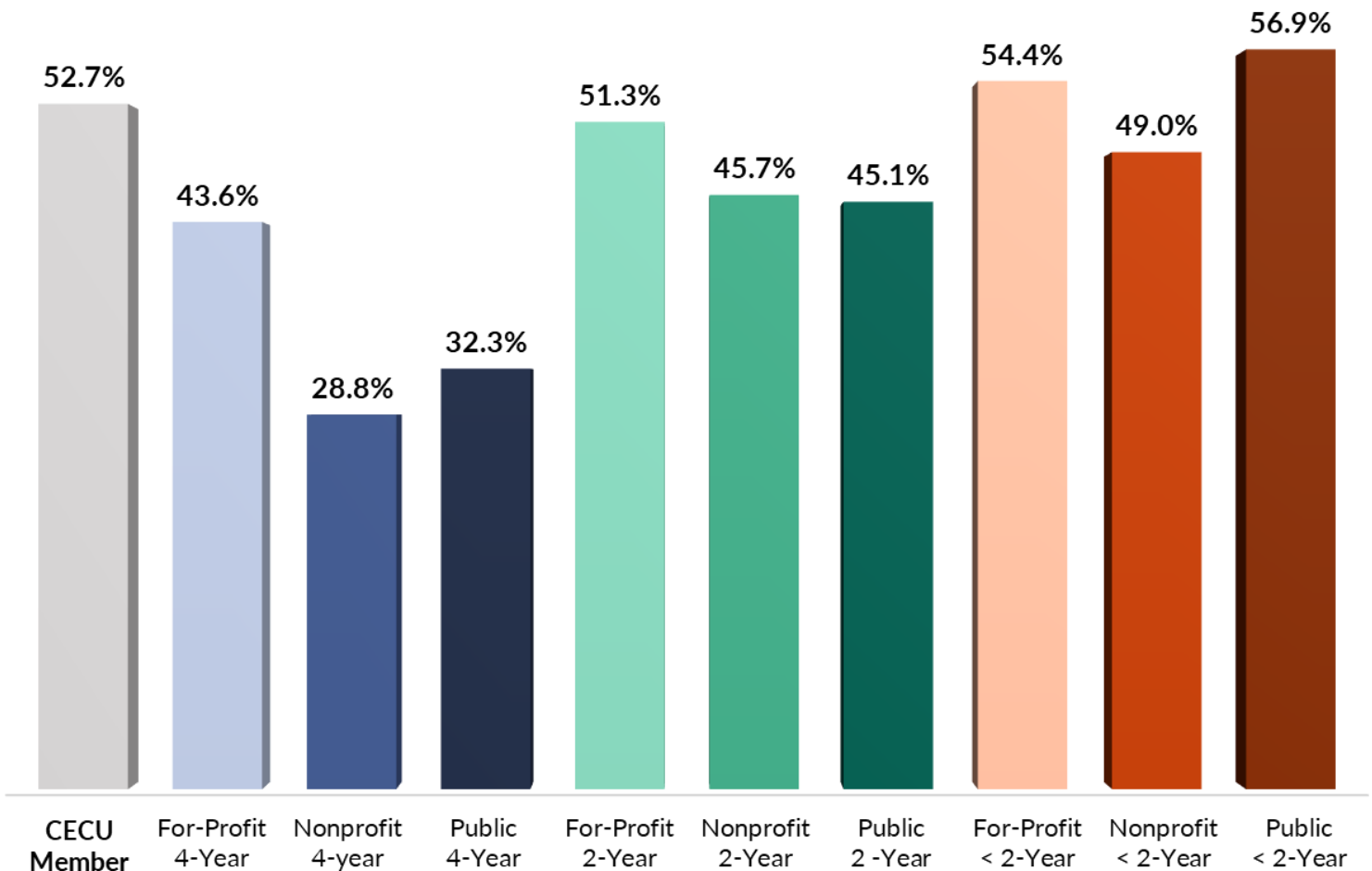
Source: College Scorecard, 2023

Diverse Populations Served: First-Generation

For-profit colleges also served a large share of first-generation students in the 2022-23 school year. At the four-year and two-year level, for-profit colleges served a greater percentage of first-generation students than their public and private nonprofit counterparts. Enrollment of first-generation students at for-profit colleges was comparable to that of public colleges at the less-than-two-year level.

**1st
Gen**

CECU colleges alone had a student population with 53% first-generation students.

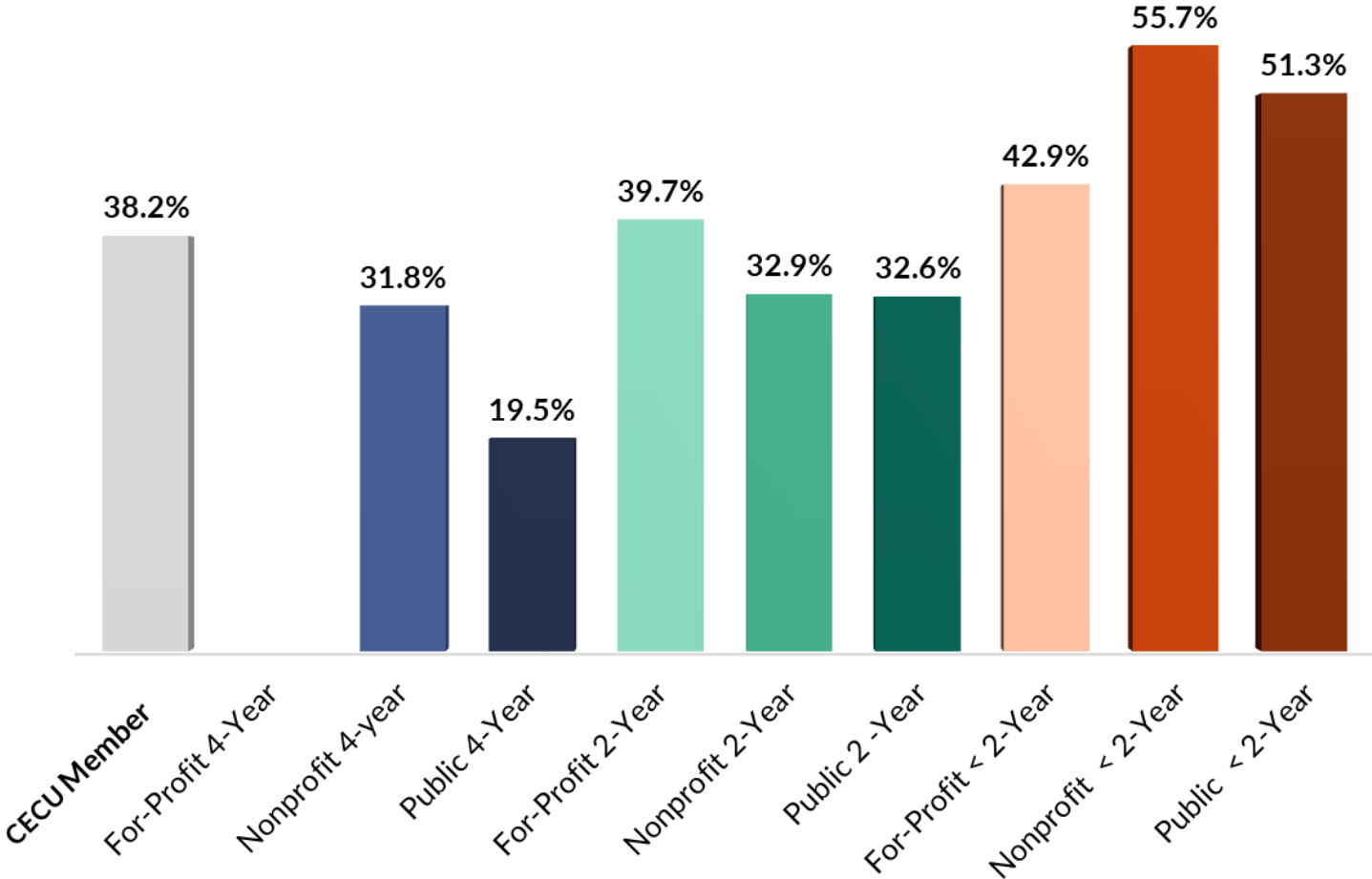


Diverse Populations Served: Adult Learners

Adults aged 25+ are another key population served by for-profit colleges in Pennsylvania as schools in this sector aim to adapt to the needs of older, more experienced learners that may have competing priorities as they've gotten older.

25+

Two-year, for-profit colleges lead the way in enrollment of adult learners in the 2022-23 school year with approximately 40% of enrolled students aged 25 years or older.



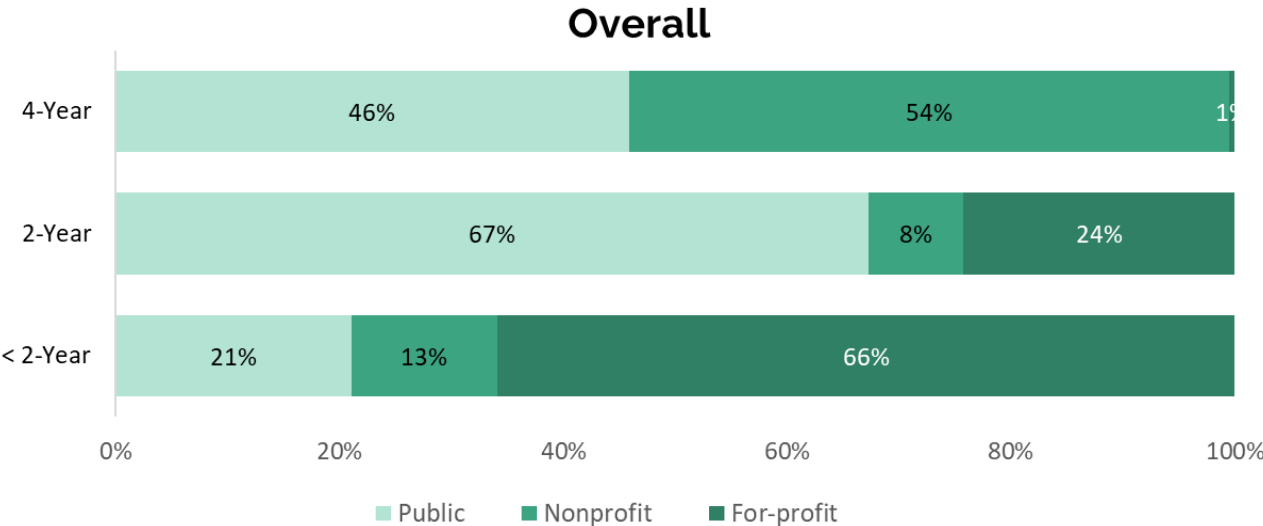
Source: College Scorecard, 2023
Data for four-year, for-profit colleges is not available.

STUDENT OUTCOMES AND PREPARATION FOR THE WORKFORCE

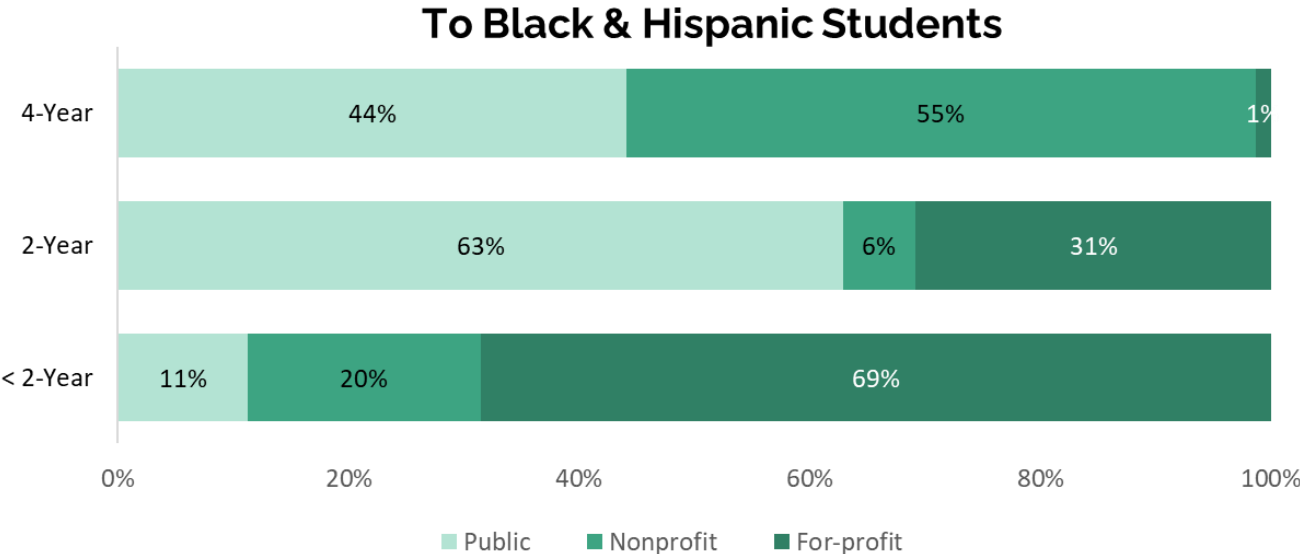
Degrees Awarded in Pennsylvania

Academic year 2021-22

For-profit colleges conferred the majority of less-than-two-year degrees/certificates conferred in the 2021-22 school year. They also conferred 24% of two-year degrees/certificates.



Among Black and Hispanic students, for-profit colleges conferred the majority of less-than-two-year degrees/certificates and accounted for 31% of two-year degrees/certificates.



Source: IPEDS, 2024

Types of Degrees/Certificates Awarded in Pennsylvania

By control of institution, 2021-22 academic year

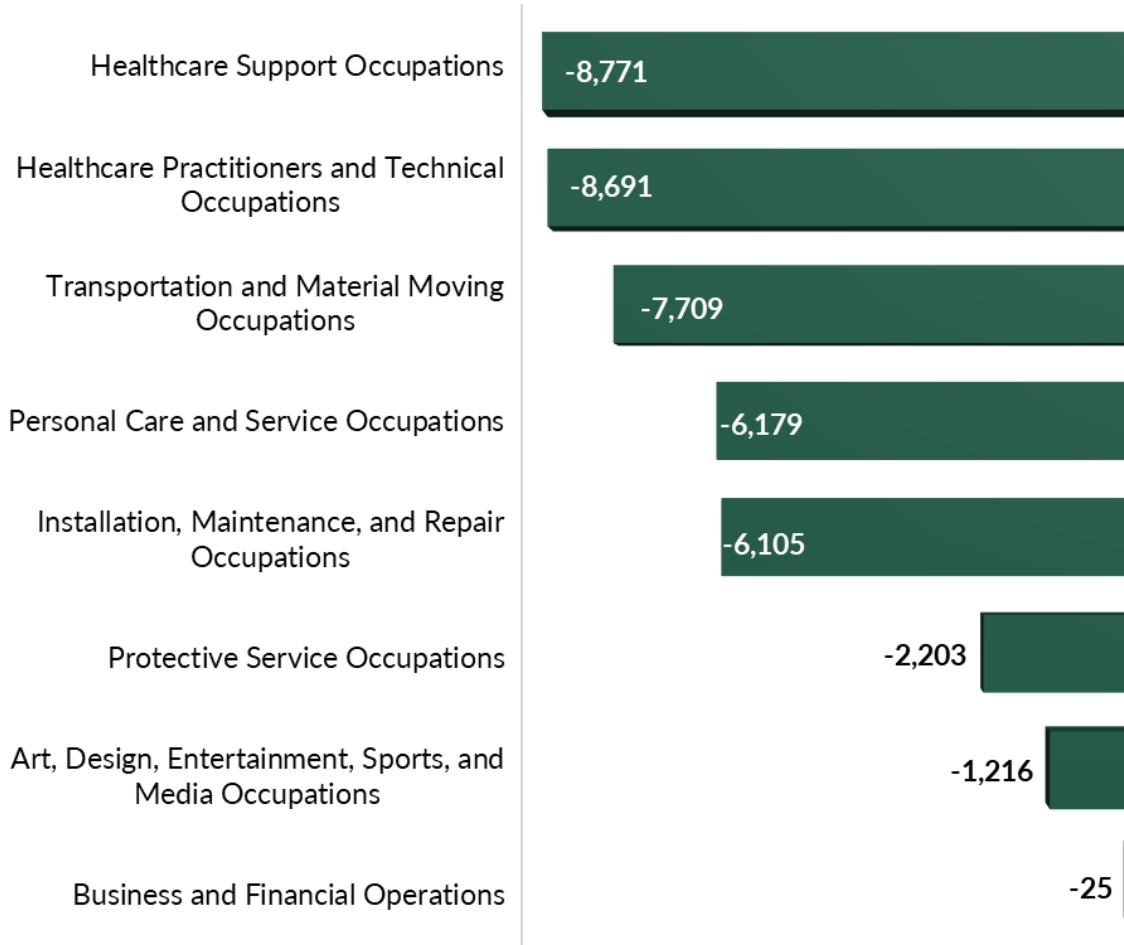
Profession	Public	Private, nonprofit	For-profit	Total	For-profit percentage
Aesthetician/Esthetician and Skin Care Specialist	3	0	1214	1217	99.8%
Nail Technician/Specialist and Manicurist	1	0	290	291	99.7%
Cosmetology/Cosmetologist, General	69	0	1806	1875	96.3%
Barbering/Barber	18	0	151	169	89.3%
Massage Therapy/Therapeutic Massage	20	12	229	261	87.7%
Truck and Bus Driver/Commercial Vehicle Operator and Instructor	115	138	1013	1266	80.0%
Cooking and Related Culinary Arts, General	5	0	20	25	80.0%
Automobile/Automotive Mechanics Technology/Technician	160	73	696	929	74.9%
Medical/Clinical Assistant	188	5	536	729	73.5%
Electrician	200	125	461	786	58.7%
Dental Assisting/Assistant	92	28	136	256	53.1%
HVACR Maintenance Technology/Technician	221	169	385	775	49.7%
Phlebotomy Technician/Phlebotomist	113	0	71	184	38.6%
Welding Technology/Welder	267	218	271	756	35.8%
Plumbing Technology/Plumber	50	8	31	89	34.8%
Licensed Practical/Vocational Nurse Training	1181	69	313	1563	20.0%
Culinary Arts/Chef Training	223	42	61	326	18.7%

For-profit colleges contribute significantly to the workforce in Pennsylvania, conferring over 85% of degrees/certificates in the following fields:

- Aesthetician/Esthetician and Skin Care Specialist
- Nail Technician/Specialist and Manicurist
- Cosmetology/Cosmetologist, General
- Barbering/Barber
- Massage Therapy/Therapeutic Massage

In-Demand Career Training in the US: Non-Degree

Projected Shortage of Workers by Group



The degrees/certificates conferred by for-profit colleges in Pennsylvania align very well with the estimated annual nationwide worker shortages in occupations requiring some college or a post-secondary nondegree award. Healthcare is by far the occupation most in need of workers. For-profit colleges in Pennsylvania confer a large percentage of degrees/certificates in the following healthcare-related fields:

- Medical/clinical assistants (74%)
- Dental Assisting/Assistant (53%)
- Phlebotomy Technician/Phlebotomist (39%)
- Licensed practical/vocational nurse training (20%)

Notes

- The data presented in this report includes only Title IV accredited institutions.
- Data for “CECU Member” includes all institutions listed in the member data file provided by CECU, cross-referenced with IPEDS and College Scorecard data by OPEID.