



Career Education in New Mexico

The role of for-profit colleges in
New Mexico postsecondary
education



NEW MEXICO FOR-PROFIT COLLEGE FACTS 2024

3,645



Students enrolled full or part-time at for-profit colleges



57%

Associate's Degree Completion

65%

Certificate Completion



18:1

Student-Teacher Ratio

7%

Black or African American

47%

Hispanic or Latinx



174 Associate's
147 Bachelor's
1.5 Certificates awarded



60%

Women



40%

Men

Table of Contents

Diverse Populations Served	1
Female Enrollment.....	2
Students of Color.....	3
First-Generation.....	4
Student Outcomes and Preparation for the Workforce	5
Degrees Awarded in New Mexico	6
Types of Degrees/Certificates Awarded in New Mexico	7
In-Demand Career Training in the US: Non-Degree	8
Student Debt in New Mexico	9
Notes	10

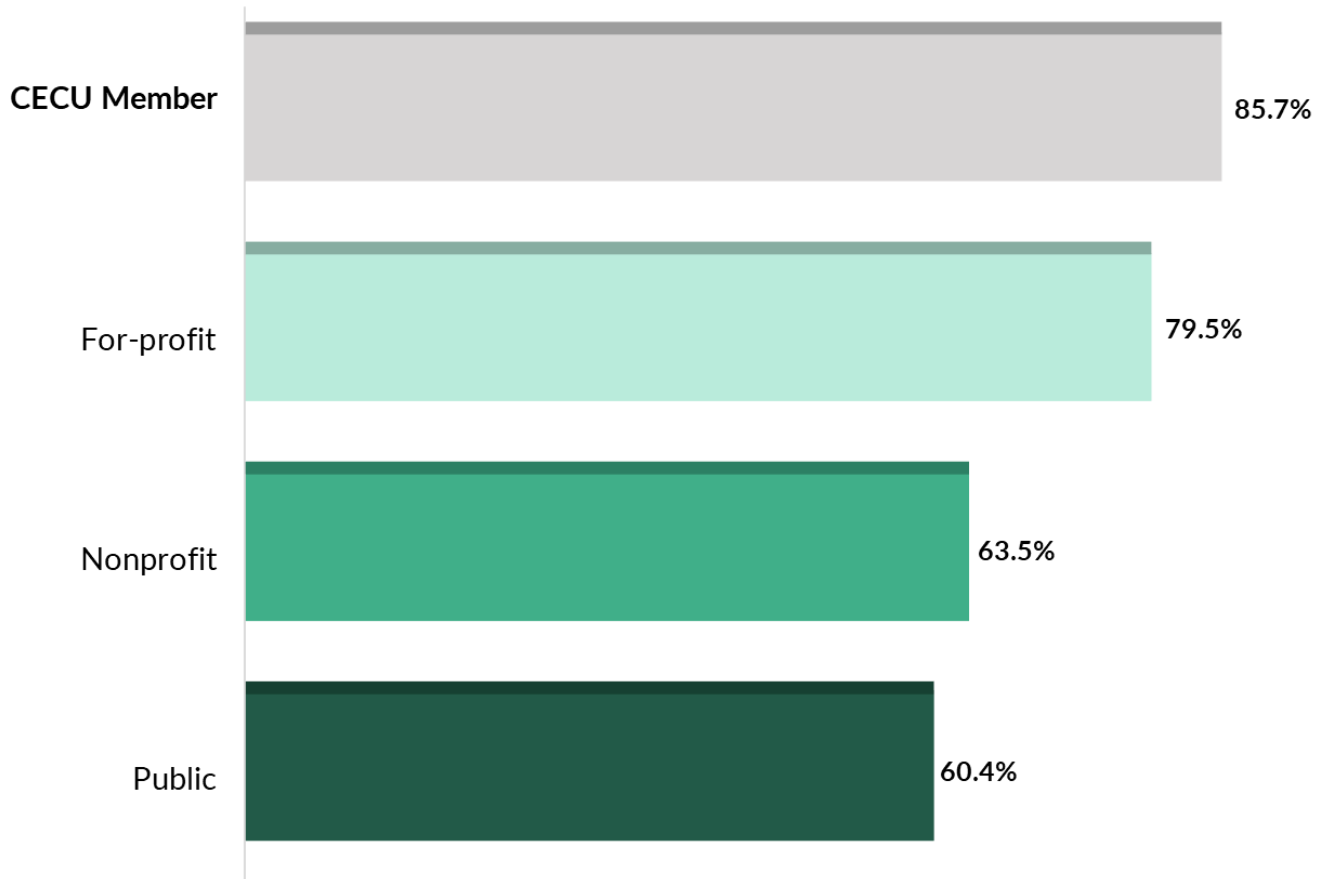
DIVERSE POPULATIONS SERVED

Diverse Populations Served: Female

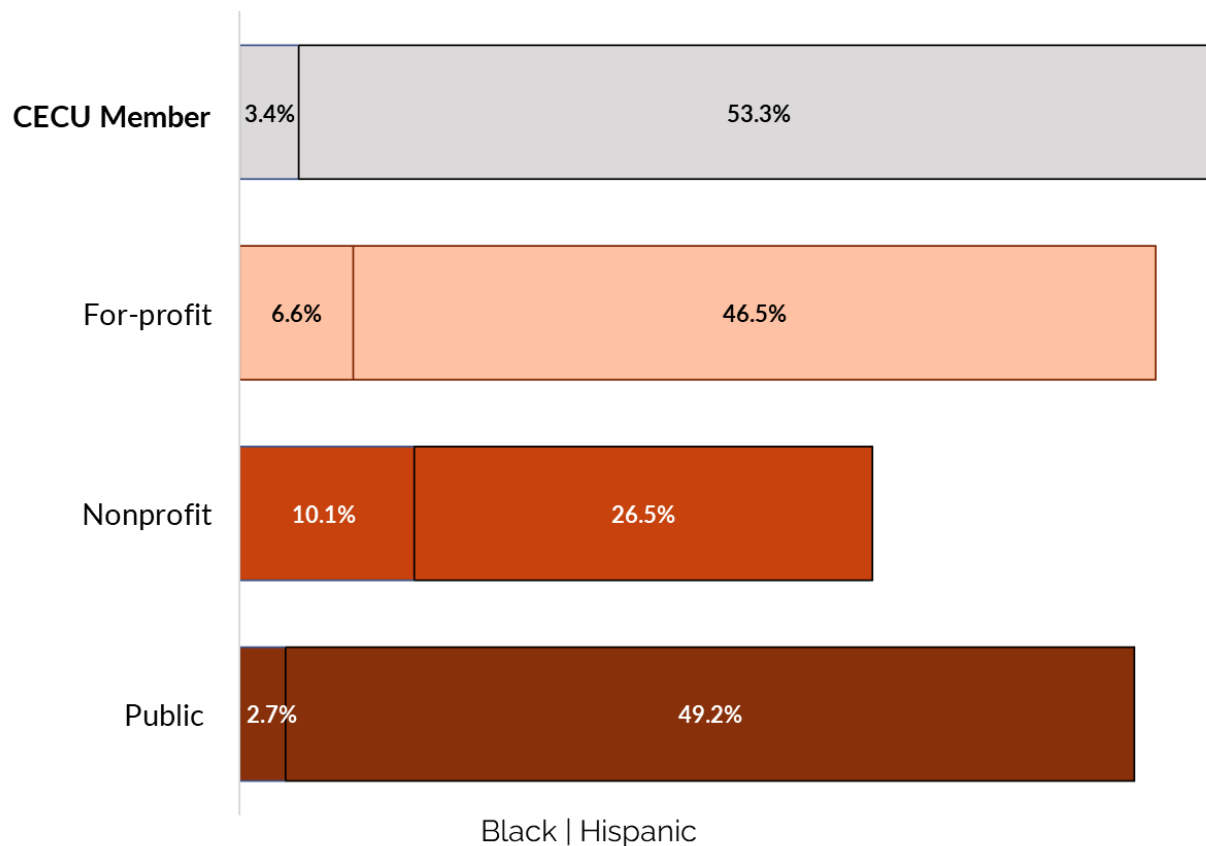


First, we look at the percentage of women enrolled at for-profit colleges in New Mexico in the 2022-23 school year. For-profit colleges, regardless of level of institution, enrolled the highest percentage of women (80%) compared to public (60%) and private nonprofit (64%) colleges.

Across all institutional levels and controls, CECU member schools in New Mexico showed an average enrollment of approximately 86% women.



Diverse Populations Served: Students of Color



For-profit colleges had the second-highest enrollment of students that are Hispanic (47%) compared to public (49%) and private nonprofit (27%) schools. For-profit colleges also had the second-highest enrollment of students that are Black (7%).

At CECU member schools in New Mexico, 57% of enrolled students identified as Black or Hispanic.

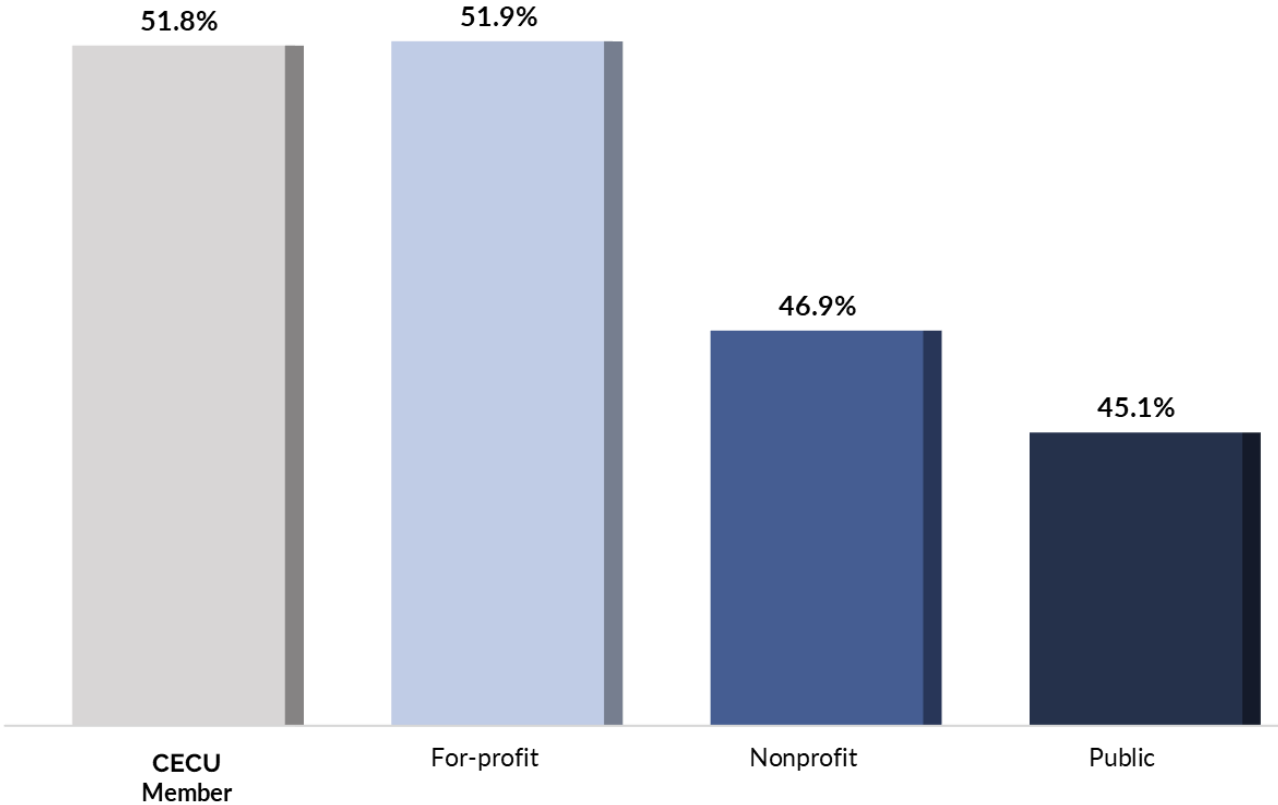


Diverse Populations Served: First-Generation

For-profit colleges across all institutional levels also served a large share of first-generation students in the 2022-23 school year, leading the way in first-generation enrollment with 52% of enrolled students being among the first generation in their family to attend college.

**1st
Gen**

CECU member schools in New Mexico had a student population with 52% first-generation students.



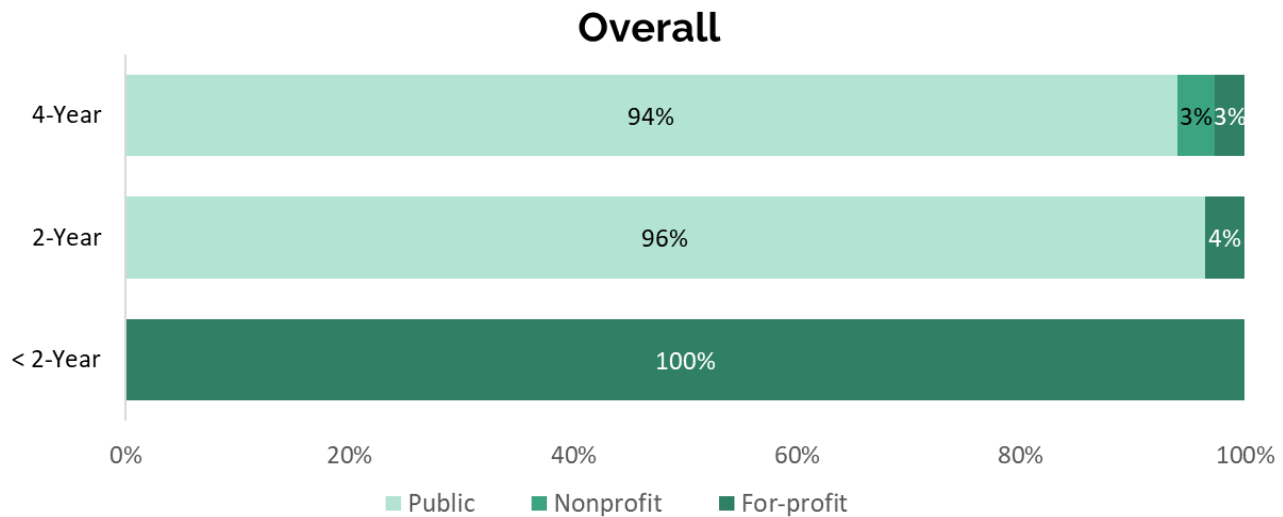
Source: College Scorecard, 2023

STUDENT OUTCOMES AND PREPARATION FOR THE WORKFORCE

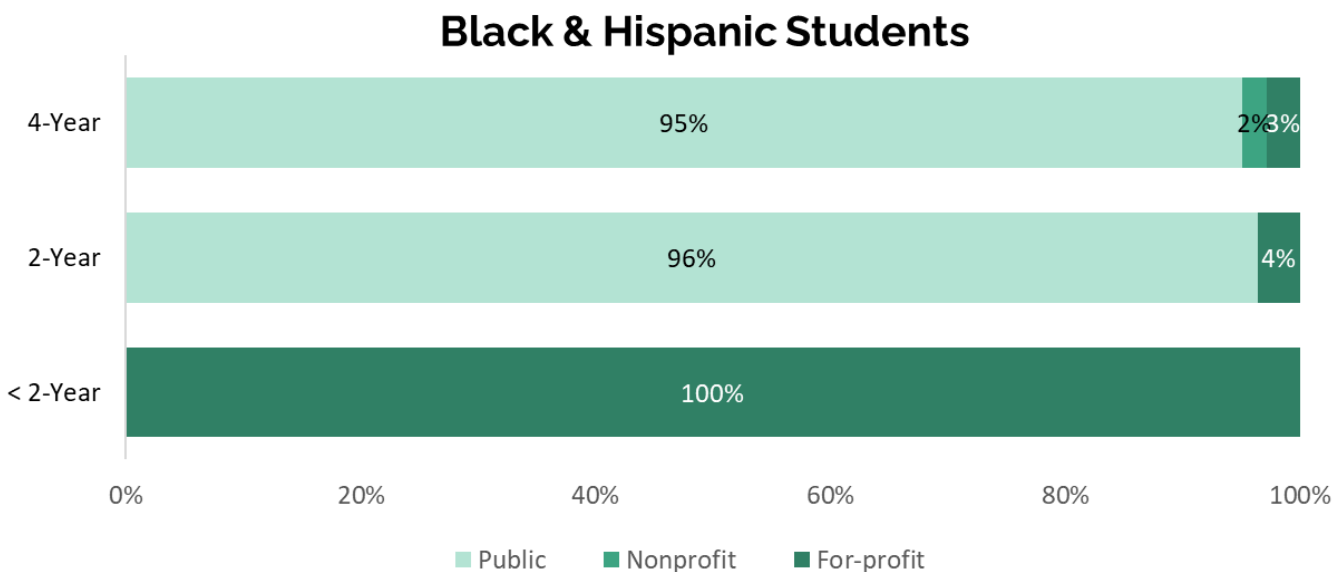
Degrees Awarded in New Mexico

Academic year 2021–22

For-profit colleges conferred 100% of less-than-two-year degrees/certificates across sectors in the 2021-22 school year. They also conferred 4% of two-year degrees/certificates and 3% of four-year degrees/certificates.



Among Black and Hispanic students, for-profit colleges conferred 100% of less-than-two-year degrees/certificates. They also accounted for 4% of two-year degrees/certificates and 3% of four-year degrees/certificates conferred to Black and Hispanic students.



Types of Degrees/Certificates Awarded in New Mexico

By control of institution, 2021-22 academic year

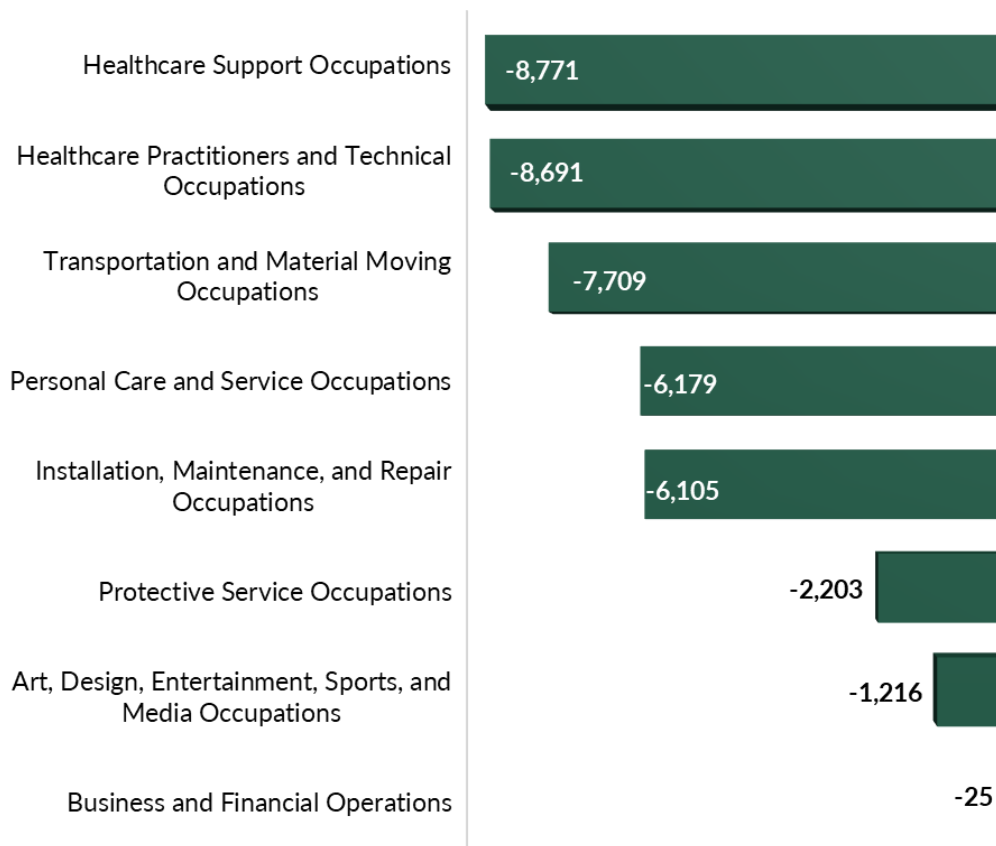
Profession	Public	Private, nonprofit	For-profit	Total	For-profit percentage
Aesthetician/Esthetician and Skin Care Specialist	8	0	321	329	97.6%
Barbering/Barber	25	0	162	187	86.6%
Medical/Clinical Assistant	69	0	217	286	75.9%
Cosmetology/ Cosmetologist, General	154	0	365	519	70.3%
Licensed Practical/ Vocational Nurse Training	64	0	105	169	62.1%
Nail Technician/Specialist and Manicurist	66	0	106	172	61.6%
Dental Assisting/Assistant	55	0	82	137	59.9%
Pharmacy Technician/ Assistant	33	0	40	73	54.8%
Massage Therapy/ Therapeutic Massage	30	0	19	49	38.8%
Registered Nursing/ Registered Nurse	1285	0	224	1509	14.8%

For-profit colleges contribute significantly to the workforce in New Mexico, conferring over 70% of degrees/certificates in the following fields:

- Aesthetician/Esthetician and Skin Care Specialist
- Barbering/Barber
- Medical/Clinical Assistant
- Cosmetology/Cosmetologist, General

In-Demand Career Training in the US: Non-Degree

Projected Shortage of Workers by Group



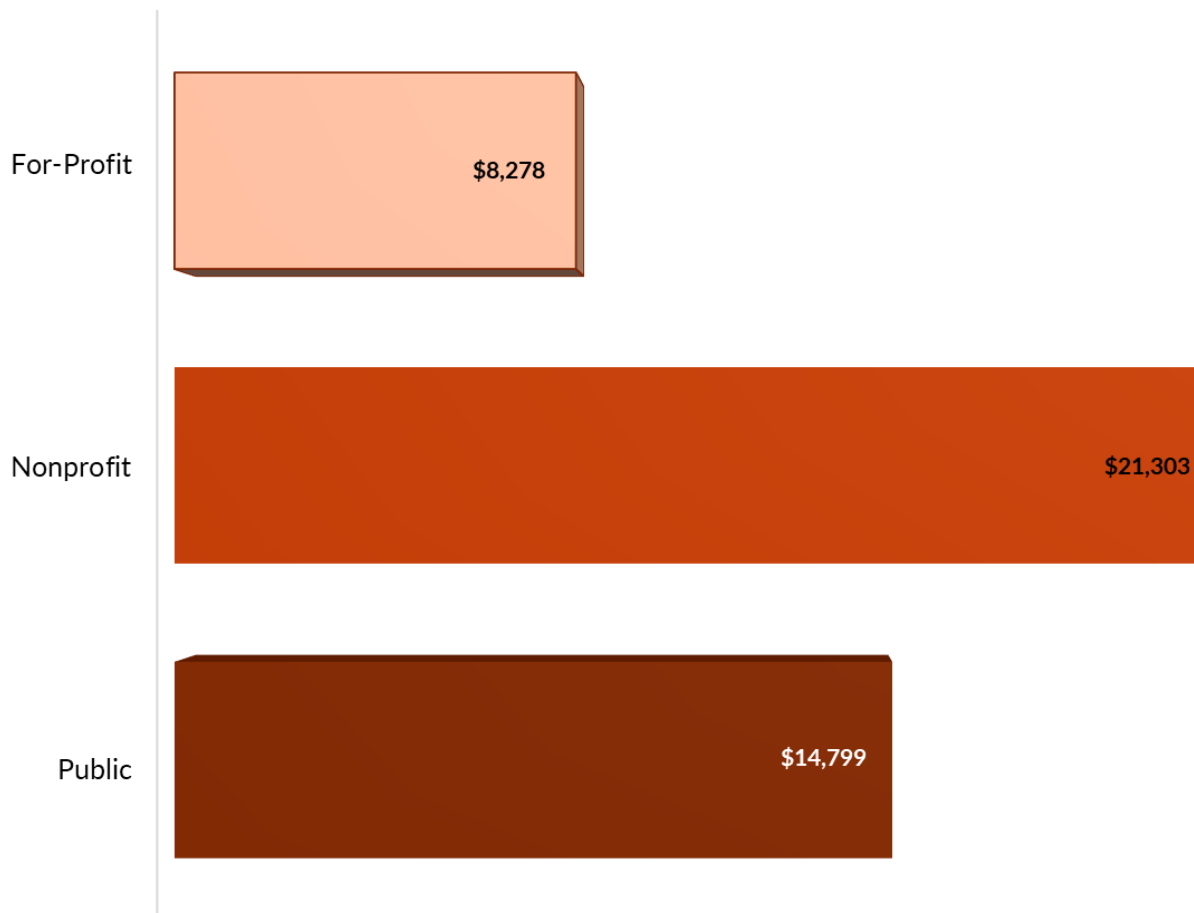
The degrees/certificates conferred by for-profit colleges in New Mexico align very well with the estimated annual nationwide worker shortages in occupations requiring some college or a postsecondary nondegree award. Healthcare is by far the occupation most in need of workers. In helping to meet this need, for-profit colleges provide large percentages of degrees/certificates in the following fields to meet that need:

- Medical/Clinical Assistant (76%)
- Licensed Practical/Vocational Nurse Training (62%)
- Dental Assisting/Assistant (60%)
- Pharmacy Technician/Assistant (55%)
- Registered Nursing/Registered Nurse (15%)

Student Debt in New Mexico

Academic year 2021–22

Not only do for-profit colleges in New Mexico confer valuable degrees to fill gaps in the labor market, but they do so in a way that minimizes student debt. Across all institutional levels, for-profit college graduates had an average student debt of \$8,278, lower than the average student debt at private nonprofit schools (\$21,303).



Notes

- The data presented in this report includes only Title IV accredited institutions.
- Data for “CECU Member” includes all institutions listed in the member data file provided by CECU, cross-referenced with IPEDS and College Scorecard data by OPEID.
- IPEDS data is not available for two-year nonprofit schools and less-than-two-year public and private nonprofit schools. College Scorecard data is not available for two-year for-profit schools and less-than-two-year private nonprofit and for-profit schools. These data have been suppressed for privacy reasons.