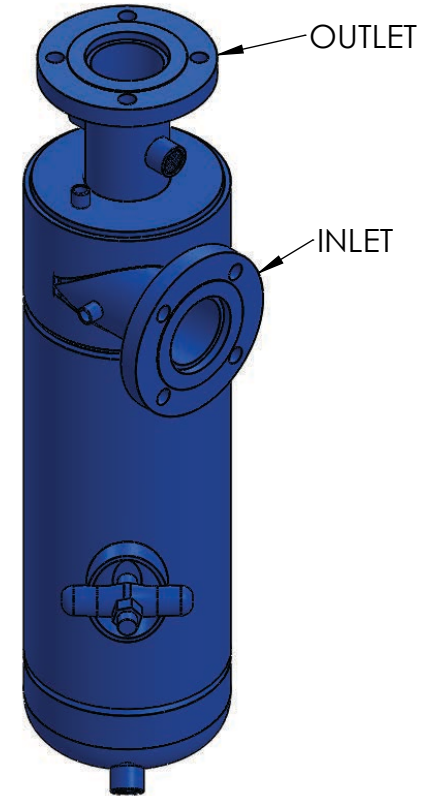
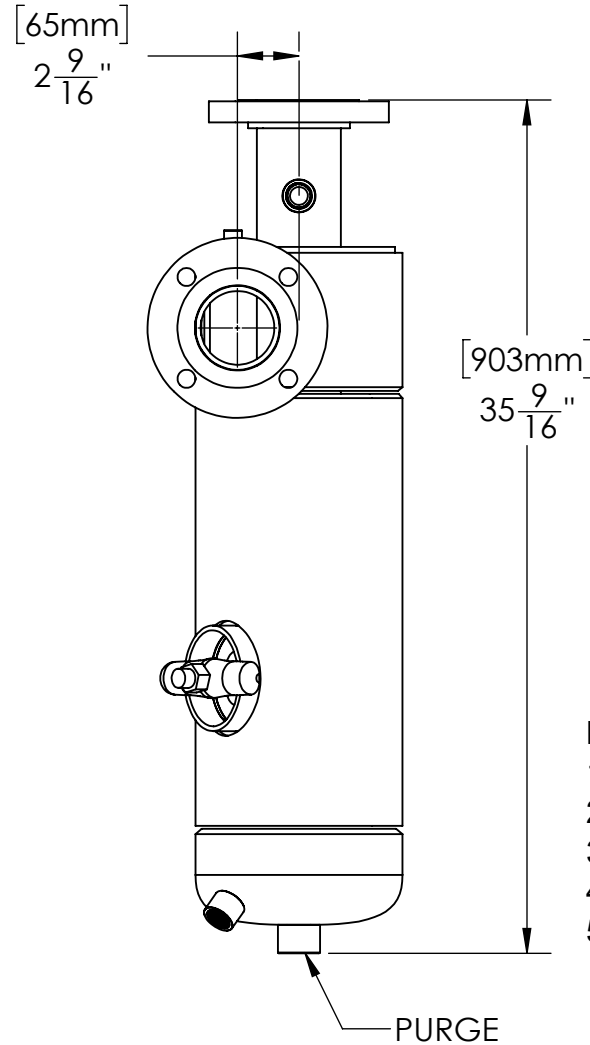
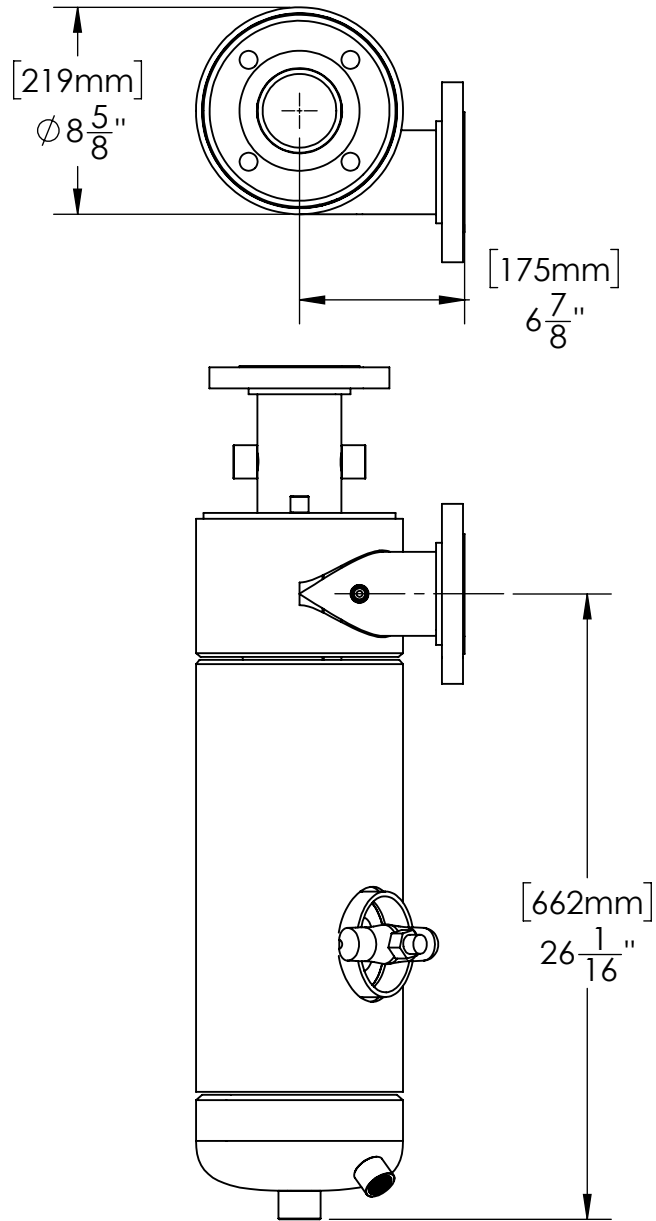


# GENERAL WATER SYSTEMS

THIS DRAWING IS FOR SPATIAL CONSIDERATION ONLY, AND SUBJECT TO CHANGE W/O PREVIOUS NOTICE, DO NOT PRE-PLUMB TO THESE DIMENSIONS

## SEPARATOR



### NOTES

1. **INLET:** 3" IPS (CLASS 150 FLANGE)
2. **OUTLET:** 3" IPS (CLASS 150 FLANGE)
3. **MAX PRESSURE:** 150 PSI @ 250F
4. **FLOW RANGE:** 181-280 GPM
5. **PURGE SIZE:** 1" IPS(NPT THREAD)

PREPARED BY: HECTOR J. GUZMAN	REV	A
RELEASED BY: TIM BOYLEN	DATE: 12/17/20	



General Water Systems | P.O. Box 444 | Desert Hot Springs | CA | 92204  
 www.gwslp.com | info@gwslp.com | 951.213.9506 | 386.255.3909  
 \*UNLESS OTHERWISE SPECIFIED - ALL DIMENSIONS ARE IN INCHES

**CS-3T-FLG**