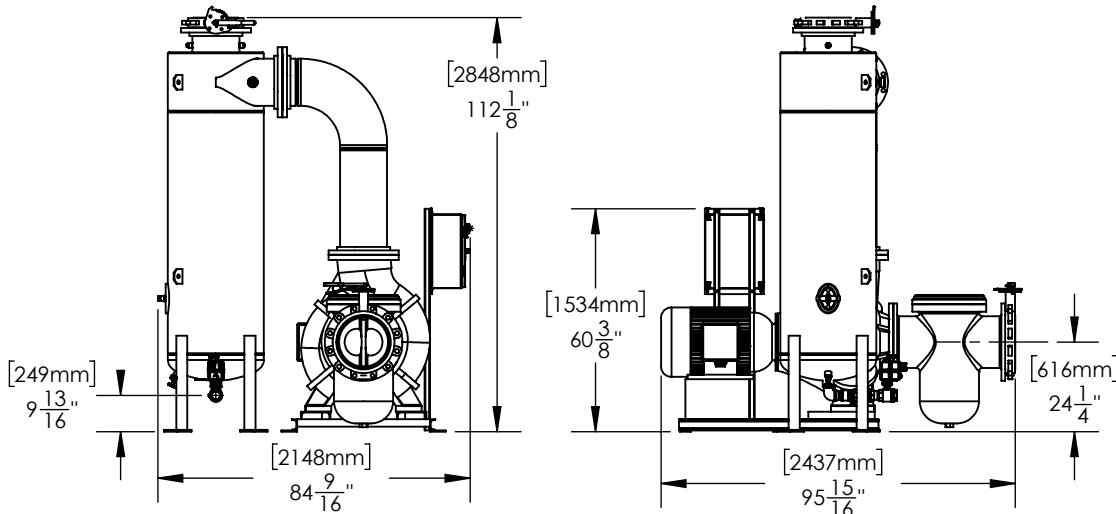
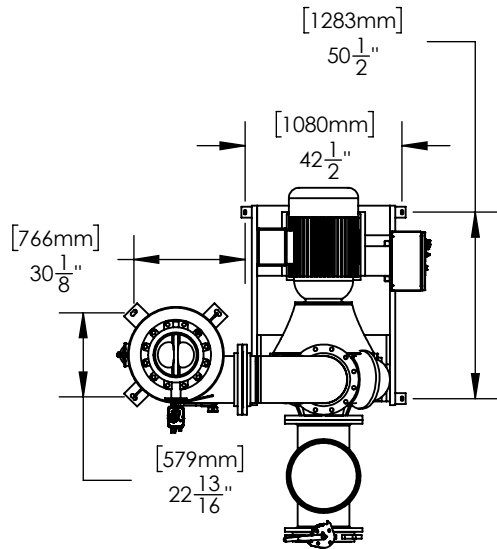
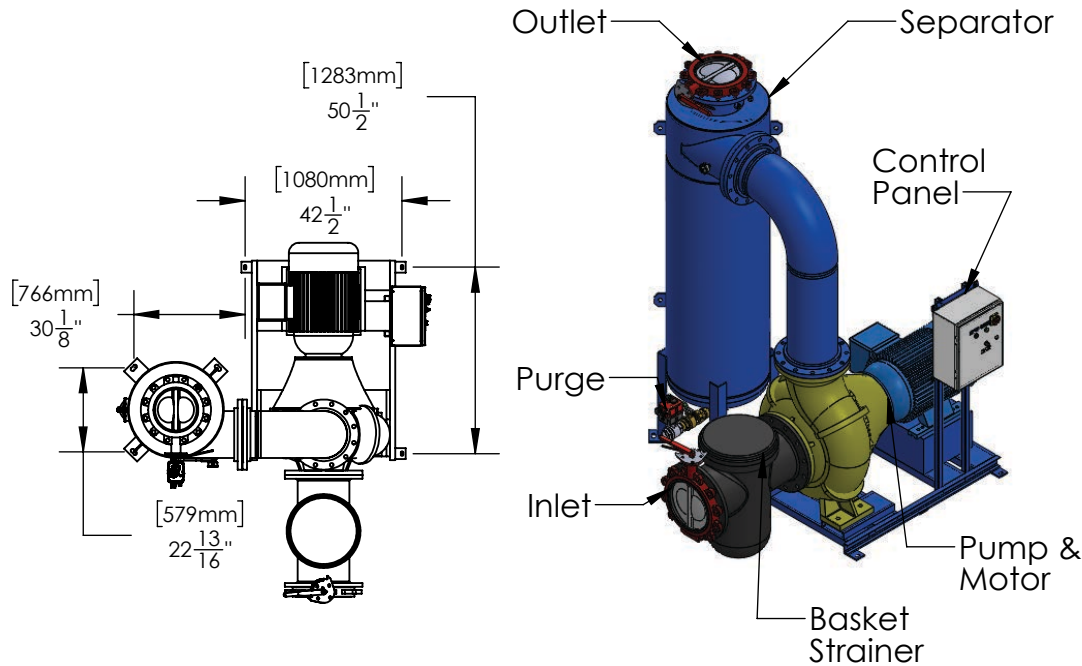


THIS DRAWING IS FOR SPATIAL CONSIDERATION ONLY, AND SUBJECT TO CHANGE W/O PREVIOUS NOTICE, DO NOT PRE-PLUMB TO THESE DIMENSIONS



CSS1201-LH

Operating Point	4200 GPM (US) @ 40' TDH		
Separator - Size & Style	CS-12T-FLG, Carbon Steel, Powder Coated		
Frame Construction	Carbon Steel (Welded), Powder Coated		
Pipe Assy - Construction	Carbon Steel (Welded), Powder Coated		

ELECTRICAL - Motor & System

Horsepower (HP)	60		
Power - Volts / Hz	460/60	575/60	230/60
RPM	875	875	875
Motor Amperage	77	62	154
System Total Amperage	79	64	156

PUMP

Installation	Flooded Suction Required		
Case Material	Cast Iron		
Impeller Material	304		
Mechanical Seal	EPDM - Carbon / Ceramic		

BASKET STRAINER (Optional)

Body Construction	Cast Iron		
Strainer Mesh	Stainless Steel 1/4" perforations		
Connection - Type & Size	14" FLG (150#)		

CONTROL PANEL (UL Listed & Labeled. Manufactured to UL 508A)

Enclosure (UL listed & CSA approved)	NEMA 4 (STD) - Carbon Steel, Powder Coated NEMA 4X (Optional) - 304		
Electrical Components (UL listed & CSA approved)	Thermal Overload Starter, HOA, XFMR, "RUN" Light, Door Disconnect, Contactor, Purge Timer		

PROCESS INLET

Connection - Type & Size	14" FLG (150#) - Butterfly Valve		
--------------------------	----------------------------------	--	--

PROCESS OUTLET

Connection - Type & Size	12" FLG (150#) - Butterfly Valve		
--------------------------	----------------------------------	--	--

PURGE - MBV (Motorized Ball Valve)

Actuator Motor	24-240V AC/DC		
Connection Type	Female NPT 2"		

PRESSURE - Maximum Operating

Pump Inlet	100 psi (6.9 bar)		
Vessel	150 psi (10.3 bar)		

TEMPERATURE - Maximum Operating

System	34°F - 122°F (1°C - 50°C)		
--------	---------------------------	--	--

WEIGHTS

	DRY	SHIPPING	OPERATING
lbs (kg)	5070 (2300)	5600 (2540)	7159 (3247)

*UNLESS OTHERWISE SPECIFIED - ALL DIMENSIONS ARE IN INCHES

PREPARED BY: JASON WU
 PAGE: 1
 RELEASED BY: BOB KAZANJY
 DATE: 7/18/2019
 REV: A



General Water Systems | P. O. Box 444 | Desert Hot Spring | CA | 92204
www.gwslp.com | info@gwslp.com | 951.213.9506 | 386.255.3909

CSS1201-LH