

FAMILY NEWSLETTER

OUR WEEK WITH

experience
toddler



River Clean-Up

TOGETHER

TIME

Slotted Spoon Fishing

What?

In the story of the week at school, we learned about why trash in water sources hurts the animals who live there.

How?


Fill a bowl or bin with water and add a variety of items that float to the water. Encourage your child to pick up the items with a slotted spoon or small net.

Why?

This activity supports fine motor skills and helps your child get comfortable scooping with a spoon.



This week, let's read books about keeping water clean. Find this one at your library or on YouTube:



All the Water in the World
by George Ella Lyon



River Clean-Up Calendar



experience
toddler

language & literacy

math & reasoning

music & movement

art & drama

LESSON 1

STORY PLAY What Is in the River?

LLD 6 READING COMPREHENSION

Make conversation between the Story Pieces and child photos to role-play what to do if trash is in the water.

LIFE SKILLS Would You Rather?

★ SS 2 CIVICS & ECONOMICS

See two photo options and choose a favorite.

GROUP DANCE Pass the Pompom

PD 1 GROSS MOTOR

Sit in a circle and pass a pompom around to the song.

PAINTING Handprint Fish

CA 3 VISUAL ARTS

Paint hands and make prints on a paper to create fish. Add bubble stickers.

LESSON 2

PICTURES & LETTERS Drink & Water

CA 2 DANCE & MOVEMENT

Pass around a water bottle and make the signs for "water" and "drink."

SORTING & SHAPES Where Is Blue?

MR 6 CLASSIFICATION

Hide pompoms under stacking cups and lift up one at a time to find the blue pompom.

SOUNDS & SIGNS Flying Fish

★ PD 1 GROSS MOTOR

Listen to a song, toss and catch pompoms.

COLLAGING Nature River Collage

PD 2 FINE MOTOR

Create a river collage and glue nature items along a piece of blue cellophane.

LESSON 3

BOOK DISCOVERY Forest Friends: River Clean-Up

★ LLD 5 CONCEPTS OF PRINT

Explore a book and read a story together.

MEASURE WITH ME Rolling Cans

MR 4 MEASUREMENT

Build a ramp and explore the concepts of near and far.

CREATIVE MOVEMENT Frog Sticks

CA 1 MUSIC

Hold a stick and tap it to different tempos.

DRAMATIC PLAY Ribbon Water Dance

CA 1 MUSIC

Make a ribbon twirler and dance with it while making ribbons waves.

LESSON 4

COMMUNICATION Look What I Can Do!

★ LLD 2 COMMUNICATION

Talk about and share special skills and talents.

NUMBER PLAY Trash Can Counting

MR 1 NUMBER SENSE

Put the numbered sticks in the matching numbered "trash cans."

COORDINATION Move a Diamond

CA 2 DANCE & MOVEMENT

Explore holding a diamond while dancing.

COLORING Raccoon & Otter Puppets

PD 2 FINE MOTOR

Color the Forest Friends, cut out and add a stick to make puppets.

LESSON 5

ACTIVE LISTENING River Arms

LLD 1 LISTENING

Listen for the word "river" and wiggle arms like a rapid river.

SENSORY PLAY Rock Design

★ MR 5 PATTERNS

Explore sensory mats and create rock designs in playdough.

RHYTHM PATTERNS Responsible Pick-Up

PD 1 GROSS MOTOR

Pick up crumpled paper while the song plays.

STICKER ART River Sticker Scene

PD 2 FINE MOTOR

Decorate a scene with stickers.



FAMILY NEWSLETTER

OUR WEEK WITH


Boats

experience
toddler

TOGETHER

TIME

This week, let's read books about boats. Find this one at your library or on YouTube:



Brilliant Boats
by Tony Mitton

Foil Snack Boats

What?


In the story of the week, we learned about different types of boats.

How?

Gather a few different types of finger foods. Work with your child to fold up the edges of a piece of foil to make a boat and float it in a bowl of water. Invite your child to add finger foods to the boat and pretend it is sailing across the lake. Eat the snacks from the boat.

Why?

This activity supports both fine motor and physical science skills as your child puts small snacks into the floating boat.



Boats Calendar



experience
toddler

language & literacy

math & reasoning

music & movement

art & drama

LESSON 1

COMMUNICATION Wash Off the Dirt

★ SED 1 SELF-AWARENESS

Practice making the signs for “wash” and “dirt” while talking about cleanliness.

SENSORY PLAY Counting V & Vulture

LID 4 ALPHABETIC KNOWLEDGE

Explore rolling playdough and making the letter V.

CREATIVE MOVEMENT Row Your Boat

CA 2 DANCE & MOVEMENT

Move scarves inside a large diamond on the floor without touching each other. Pretend to be boats moving around a lake.

COLORING Letter V Coloring

LID 7 WRITING

Color the letter V and pictures that begin with the /v/ sound.

LESSON 2

ACTIVE LISTENING Boat Up & Down

LID 3 PHONOLOGICAL AWARENESS

Imitate the sounds heard in a read-aloud story.

NUMBER PLAY Sailboat Numbers

MR 1 NUMBER SENSE

Match the sails to the numbered boats.

RHYTHM PATTERNS Helping Hands

★ SED 3 ATTENTION & PERSISTENCE

Gather diamonds and dance freely to music.

COLLAGING Sailboat Design

CA 3 VISUAL ARTS

Arrange shapes on a paper to create a boat collage.

LESSON 3

STORY PLAY Show the Boat

LID 6 READING COMPREHENSION

Listen actively and hold up the Story Piece when a type of boat is named during a read-aloud.

LIFE SKILLS Build a Car Wash

★ SS 4 HISTORY & SENSE OF TIME

Take turns pushing a car through a car wash and paying one dollar.

SOUNDS & SIGNS Letter V Song

CA 2 DANCE & MOVEMENT

Listen for the letter V and fly around like vultures.

STICKER ART Boat Sticker Match

PD 2 FINE MOTOR

Put stickers on matching pictures.

LESSON 4

PICTURES & LETTERS Bubbly Letters

★ LID 4 ALPHABETIC KNOWLEDGE

Blow bubbles and identify letters.

SORTING & SHAPES Boat Patterns

MR 5 PATTERNS

Hide the cards, find them and place them on the Pattern Guide.

GROUP DANCE Brown & Blue

PD 1 GROSS MOTOR

Dance with a partner. Hold hands and move together to colored papers on different walls.

DRAMATIC PLAY Captain Hat

CA 4 DRAMA

Create a sea captain hat and pretend to sail a boat.

LESSON 5

BOOK DISCOVERY Trace the Boat Path

LID 5 CONCEPTS OF PRINT

Develop book-handling skills by following text from left to right.

MEASURE WITH ME Big Wave, Small Waves

MR 4 MEASUREMENT

Explore making different sizes of waves by shaking a parachute.

COORDINATION Once I Caught a Fish

CA 2 DANCE & MOVEMENT

Use listening skills while acting out the finger play.

PAINTING Bubbly Art

★ PD 4 PERSONAL CARE

Explore how to paint bubbles with bubble wrap.

FAMILY NEWSLETTER

OUR WEEK WITH


Water

experience
toddler

TOGETHER

TIME

This week, let's read books about going fishing. Find this one at your library or on YouTube:



Curious George Goes Fishing
by Margret Rey

Water Discovery

What?

In the story of the week at school, we looked for animals that live in and around the water.

How?

Fill a big bowl with water. Go outside with your child to gather leaves and other nature items to play with in the water.

Why?

This activity supports science and investigation skills as your child plays with water and explores how various nature items float, sink or react to water.





Water Calendar



LESSON 1

language & literacy

COMMUNICATION Hide & Seek Frogs

LLD 4 ALPHABETIC KNOWLEDGE

Children search for hidden frogs tucked inside the book pages, then place them on the Letter F Card.

math & reasoning

SENSORY PLAY Four Frogs & Flies

MR 1 NUMBER SENSE

Play with dough on a mat and form the letter F or count four dough pieces to make flies for the frog.

music & movement

RHYTHM PATTERNS Fish Story

★ LLD 7 WRITING

Dance along to movement prompts and make the letter W with hands.

art & drama

COLORING F Is for Fish

LLD 7 WRITING

Color the letter F and words that begin with the /f/ sound.

LESSON 2

STORY PLAY Missing Turtle

SED 3 ATTENTION & PERSISTENCE

Search for hidden turtles and make up stories about why they are hiding.

NUMBER PLAY Building with Sticks

★ MR 1 NUMBER SENSE

Build a beaver home and count sticks aloud together.

CREATIVE MOVEMENT Dance on Your Lily Pad

SED 4 SOCIAL RELATIONSHIPS

Dance on a paper lily pad. Pause the music and run to another lily pad.

PAINTING Monet Lily Pad

CA 3 VISUAL ARTS

Paint a paper plate pond and add tissue paper flowers to lily pads.

LESSON 3

ACTIVE LISTENING Catch It!

★ CA 2 DANCE & MOVEMENT

Increase attention span by holding a scarf while listening to a song. Swap scarves and share them with a friend after each verse.

MEASURE WITH ME Pond Sizes

MR 4 MEASUREMENT

Explore concepts of small, medium and large by sequencing fish, frogs and lily pads.

SOUNDS & SIGNS Work & Fun


LLD 2 COMMUNICATION

Follow the leader and make the signs for "work" and "fun."

STICKER ART Pond Sticker Scene

PD 2 FINE MOTOR

Decorate a pond scene with stickers.



LESSON 4

PICTURES & LETTERS Feed the Alligator

★ PD 5 NUTRITION

Decorate a box to look like an alligator mouth. Feed the alligator alphabet and phonic cards.

SORTING & SHAPES Fish Shapes

MR 6 CLASSIFICATION

Catch and match fish by shape.

COORDINATION Boat Pose

CA 2 DANCE & MOVEMENT

Do the yoga pose during the song to improve balance, flexibility and strength.

COLLAGING Turtle Shell Collage

PD 2 FINE MOTOR

Collage shapes onto the turtle shell to make an aboriginal design.

LESSON 5

BOOK DISCOVERY What Is in the Water?

LLD 5 CONCEPTS OF PRINT

Place a sticky note on each book page. Lift the flap and determine if a word or picture is hiding under it.

LIFE SKILLS Waterfall Splash

★ MR 7 LOGIC & REASONING

Discover how different-sized objects make splashes when dropped in water.

GROUP DANCE Wave Hello

PD 1 GROSS MOTOR

Walk in a circle and wave at different photos of pond animals.

DRAMATIC PLAY Fish on a Line

PD 2 FINE MOTOR


Pretend to go fishing with a decorated fish.

FAMILY NEWSLETTER


OUR WEEK WITH

Rowing Down the River

experience
toddler



This week, let's read books about ducks.
Find this one at your library or on YouTube:



One Duck Stuck
by Phyllis Root

TOGETHER

TIME

Laundry Basket Boat Ride

What?

In the story of the week at school, we imagined we canoed down the river and different animals jumped in our canoe to join us for a ride.

How?

Invite your child to climb into a laundry basket and pull them around your room. Stop at different stuffed animals and encourage them to lean over, pick them up and put them into the basket.

Why?

This activity helps build your child's symbolic thinking as they pretend to be in a boat. Symbolic thought is a foundational skill needed for the child's emerging ability to draw, write and speak.





Rowing Down the River Calendar

experience
toddler

language & literacy

math & reasoning

music & movement

art & drama

LESSON 1

BOOK DISCOVERY

Read in a Canoe

LLD 6 READING COMPREHENSION

Read and look at books while sitting in a "canoe" (box).

NUMBER PLAY

Number Diamonds

MR 1 NUMBER SENSE

Count using foam diamonds and place them on a Number Mat.

COORDINATION

Dance Like a Duck

CA 2 DANCE & MOVEMENT

Take turns being the movement leader during the song.

PAINTING

Rainy Windows

★ SCI 1 INVESTIGATION & INQUIRY

Explore dripping watery paint and make raindrops on a window.

LESSON 2

PICTURES & LETTERS

Y Is for Yarn

LLD 4 ALPHABETIC KNOWLEDGE

Put masking tape Ys on the table, then cover with pieces of yarn. Display the Letter Card Y on the table.

SORTING & SHAPES

River Animal Matching

MR 6 CLASSIFICATION

Match animal cards.

GROUP DANCE

Hold Up Blue

LLD 1 LISTENING

Listen for the color word(s) as the song plays and hold up a foam shape.

COLORING

Building a Rainbow

★ SED 1 SELF-AWARENESS

Choose a favorite color and build a community rainbow.



LESSON 3

ACTIVE LISTENING

Painting with Ice

★ LLD 7 WRITING

Listen to a read-aloud and draw pictures with ice paint.

SENSORY PLAY

Yak Yarn Mat

LLD 4 ALPHABETIC KNOWLEDGE

Play with yarn on the mat to decorate the yak.

CREATIVE MOVEMENT

Row Together

PD 1 GROSS MOTOR

Sit in a line and pretend to be in a canoe together. Lean forward and backward to the song.

COLLAGING

Blue Collage

LLD 2 COMMUNICATION

Create a water-inspired collage.

LESSON 4

STORY PLAY

Who Is in the Canoe?

LLD 2 COMMUNICATION

Play with Story Pieces and put different animals and photos of children in a paper canoe.

LIFE SKILLS

Water On, Water Off

★ SCI 4 TECHNOLOGY

Explore turning faucets on and off. Investigate other things that turn or lids that twist on and off.

SOUNDS & SIGNS

Dream Boat

LLD 1 LISTENING

Sing along to a song and practice making the signs for "boat" and "dream."

STICKER ART

River Story Stickers

PD 2 FINE MOTOR

Decorate a paper with stickers.

LESSON 5

COMMUNICATION

Down the River

LLD 3 PHONOLOGICAL AWARENESS

Listen to the read-aloud while passing around Story Pieces when they are named.

MEASURE WITH ME

Constructing Pipes

★ MR 4 MEASUREMENT

Identify short and long "pipes" to match to a design.

RHYTHM PATTERNS

Fish Beat

CA 1 MUSIC

Make music with friends by tapping together with sticks or spoons on one box.

DRAMATIC PLAY

Duck Family Headband

SED 3 ATTENTION & PERSISTENCE

Make a duck headband and waddle around the room while playing follow the leader.

