


Sheila Leeder Memorial Art Challenge winners - Nov 2021



FIRST PLACE: COLOURFUL CONVERSATION

Catherine Sheppard

The November Art Challenge topic was "Conversation Piece." We had a wonderful response, with 26 amazing submissions, and 140 votes!! The overall winners were as follows: 1st place: Colourful Conversations by Catherine Sheppard, 2nd place: Party Line by Catherine Brown and 3rd Place Morning Chat by Veronica Newell. Our thanks to Ross Leeder for his kind support of the Art Challenge in memory of Sheila and her joyous love of painting. We hope you enjoy looking at the submissions in more detail and consider participating in the February challenge, to be announced in **January 2022!**



SECOND PLACE: PARTY LINE

Catherine Brown



THIRD PLACE: MORNING CHAT

Veronica Newell



ATTITUDE

**THE NEXT MONTHLY MEETING IS
ON DECEMBER 14 AT 7PM.**

ROSE TANNER

WILL BE THE DEMO ARTIST

Rose will take you through her process of painting birds and demonstrate how to mix color for lifelike results.

READ MORE ABOUT ROSE ON THE NEXT PAGE



THE BATH

SSWRAS EXECUTIVE AND COMMITTEE CHAIRS

President	Peter Klemm	president@artsociety.ca
Past President	Nancy Grigsby	
Vice President	Angelo Morrisey	v-p@artsociety.ca
Treasurer	Veronica Newell	treasurer@artsociety.ca
Co-Secretary	Wendy Gust	secretary@artsociety.ca
Co-Secretary	Lori Levesque	secretary@artsociety.ca
Membership Coordinator	Lori Chalmers	membership@artsociety.ca
Art Show Coordinator	Laurie Ruppel	artshows@artsociety.ca
Assistant Art Show Coordinator	?	
Newsletter	Caroline Baasch	newsletter@artsociety.ca
Communications	Linda Long	communications@artsociety.ca
Assistant Treasurer	Bonnie Mathie	
Advertising & Publicity	Lynn Robinson	advertising@artsociety.ca
Plein Air Coordinator	Sheryl Walker	pleinair@artsociety.ca
Program Coordinator	Violet Smythe	programs@artsociety.ca
Webmaster	Jess Rice	website@artsociety.ca
Weekend Workshops	Sarah Dolling	workshops@artsociety.ca
Thursday Night Classes Coordinator	?	
	Charlene Cumberland	thursdayclasses@artsociety.ca
Thursday Night Monitors (Non-elected)	Pat Wolczuk, Tracy Suzuki, Violet Smythe	
Open Juried Show Coordinator	?	
Historian	Pat Vickers	
Paint-Out Retreat Coordinator	Alyson Thorpe (Non-elected position: Nancy Grigsby, Assist.)	
The Sheila Leeder Memorial Art Challenge	Sarah Dolling	
Members-at-Large	Adam Lipschultz, June Bloye, Karen Huckell, Pamela Orth, Sarah Dolling.	
A/V Team Coordinator	Dan Strathdee, Dennis Boos	
Small Group Shows	Mindy Hardiman & Shelly Kent-Snowsell	
Meeting Greeters	Adam Lipschultz & Lois Harte	
Library	Audrey Bakewell & Sandra Tomchuk	
Nominating Committee	President & members-at-large (at President's discretion)	
Outside Venues		
	The Playhouse:	Linda Hilts & Lynne Adams
	Peninsula Medical:	Cheryl Bodnar & Karen Huckell
	Mother Hubbard's:	Lynne Adams & Violet Smythe
Refreshments	Reet Herder	
Social Committee	Margo Yee & Barb Mitchell	
Sunshine	Drena Hambrook	
Workshop and Thursday Night Classes	"Monitors" Nancy Grigsby, Pat Wolczuk, Tracy Suzuki.	

ROSE TANNER

Rose Tanner is an award-winning artist who loves the outdoors and studying birds.

She is dedicated to portraying her subjects using traditional oil painting techniques. She believes it's her attention to their inner being that gives them their lifelike quality in her paintings.

She travels widely for her subjects and is active in supporting endan



FLEETING MOMENT

gered birds and their habitat. Rose is a signature member of The Federation of Canadian Artists (FCA),

juries shows and volunteers on the FCA Victoria Chapter executive.

Rose studied illustration at the Academy of Art University in San Francisco and oil painting with Daniel Keys and several other contemporary master painters.

She has a solid professional background in publishing and software design, utilizing her talent to develop and promote the work of others.

Rose loves to teach and share her knowledge of classical oil painting through her online workshops.



**Sheila Leeder
Art Challenge**

LEFT:
YOU WERE SAYING
Violet Smythe



RIGHT:
GARDEN MUSIC
John Taylor



LETTER HOME
June Bloye



PRAIRIE AERIALS
Anne Wheeler



JOURNEYS
Nancy Grigsby



EXPANSION
Jacqui Tremblay

Sheila Leeder Memorial Art Challenge



WILLY
Jess Rice



MOOOVE ALONG
Angelo Morrissey



CENTRE OF ATTENTION
Lee Boesen



**THE PIER 2020:
SOME DISTANCE MOST WON'T**
Audrey Bakewell



**LADIES AT THE
BAR PAINTING**
Lynda Batista



WANT A TAXI RIDE
Kathy Forbes



SUZIE
Norm Carriere



SURPRISE
Kathleen Pictin



HIDING IN THE WOODS
Tammy Bailey



**PAPER BARK
MAPLE (L)**
Dawn Chesney-
Turner

**GARDEN VISIT
(R)**
Sylvie Peltier





MORNING FORECAST

Mary Ellen Johnston

Sheila Leeder Memorial Art Challenge



DANCING IN THE WIND

Carole Milne



VOICES OF NATURE

Debbie Jamieson



WHO'S WINNING

Elayne Preston



TOURISM THE NEW NORM



AUTUMN SPLENDOUR



British-born, New York-based artist [Jon Burgerman](#), has built a successful career from doodling, with his work appearing everywhere from phone cases to walls to inside the White House.

"I'm unashamedly a doodler," he says, arguing that doodling can be an antidote to the pervasive idea of perfectionism.

"It doesn't matter so much what the end result is. A lot of doodles are messy and loose and shambolic and that's okay, because the process of creating is perhaps more important than the outcome." - Wikipedia

Veronica Newell
 had a wonderful
 weekend
 in November,
 exhibiting and
 selling at
 “For The
 Love of Art”
 in Delta,
 in the historic
 Harris Barn.



Li Boesen’s sunflower painting in progress was selected for Opus’s “Behind the scenes of your creative life” feature:
<https://opusartsupplies.com/articles/behind-the-scenes-of-your-creative-life/>

What have you been.....

Painting?
Drawing?
Sculpting?
Making?
Creating?
Exhibiting?

Contact me -

Caroline Baasch -

and let me know at

newsletter@artsociety.ca

DEADLINE FOR SUBMISSIONS—5 DAYS BEFORE THE END OF THE MONTH


NO SUBMISSION TOO

SMALL!!

RECENT WORK WILL BE CONSIDERED FIRST

EXHIBITIONS

The following paintings have been accepted into the FCA Ten Squared show at the FCA Gallery 12411 Cartwright Street, Granville Island. All the paintings are 10 x 10 inches. The show starts on December 13th and runs until December 23rd.



TECTONIC II - Acrylic
Audrey Bakewell



VINTAGE FLORAL
Sandra Tomchuk
Acrylic



HYDRANGEA GOLD
Sandra Tomchuk
Acrylic



PINK PEONY
Cheryl Bodnar
Oil



MT REVELSTOKE
Catherine Robertson
Acrylic

EXHIBITIONS

2021 is the Federation of Canadian Artists' 80th Anniversary year. The 80th Anniversary Exhibition features 80 juried artworks, selected from current FCA Active members. Artworks are in relation to the theme "Journey", as a nod to The Group of Seven.

The exhibition will be held at The Federation Gallery, 12411 Cartwright Street, Granville Island, until December 12th.



**ELLIOT
LAKE (L)**

Peter
Klemm



**ON THE WAY
TO CABIN 5
(R)**

Sylvie Peltier
Acrylic


WINNING ENTRY!

Catherine Sheppard's pastel painting, "Veil of Secrecy", won a 3rd place award in the FCA show "Animalis", held at the FCA Gallery on Granville Island in November.

The photograph, of a horned owl, was taken by Catherine at a raptor show in Coquitlam.

**VEIL OF
SECRECY**

Catherine
Sheppard
Pastel
14 x 18



ANOTHER COVID HAIR DAY

Audrey Bakewell

Watercolour 8 x 10

Sold at ANIMALIS Exhibition

EXHIBITIONS /SHOWS



COME ON OVER - Ciel Ellis

11 x 14 Oil on canvas

Ciel's painting was selected for the upcoming Active Members Show with the Federation of Canadian Artists. In January, 2022

"Girl with Orange Ribbons" will hang at the South Delta Artists Guild "Celebrations" Show —1710 156Street, Delta— until December 19th.



GIRL WITH ORANGE RIBBONS

Catherine Sheppard

10 x 14 - Pastel on pastemat sanded paper

COMMON
THREADS
JAN 6-30
2022

VERONICA NEWELL
AND
JACQUIE JANZEN

An Exploration in Fine Art
and Wearables

WHITE ROCK
LANDMARK POP-UP TOWN
ART GALLERY

WED - SAT: 10-5.
SUN: 12-4



TURBULENCE - Sylvie Peltier

24 x 24—Acrylic

Sylvie's painting was accepted into the FCA **Now** Exhibition which was held in November. The Now show was a forum for artists to explore key issues or personal subjects that they wanted to discuss through their artwork.

ONLINE WORKSHOPS VIOLET SMYTHE

Violet Smythe has been offering online workshops via Zoom from her home studio since July 2020.

If you would like to find out what classes are being offered check out her blogsite at <http://vsmythedesign.blogspot.com/>.

You can also email her at v.smythe55@gmail.com for more detailed information.

Samples of her artwork and calligraphy can be viewed

Instagram account [@v.smythe_arts](https://www.instagram.com/v.smythe_arts)
#letterwithviolet #paintwithviolet

Facebook <https://www.facebook.com/violet.smythe>

**THE FOLLOWING CLASSES ARE OFFERED
INDEPENDENTLY BY SSWRSS MEMBERS.
PLEASE CONTACT THE ARTIST DIRECTLY FOR
MORE INFORMATION.**

ONLINE WATERCOLOUR CLASSES

JESS RICE

Jess Rice is offering Online Watercolour Classes.

Don't miss this opportunity to create something delightful for yourself or as a Christmas gift.

Saturday, December 11th

Painting holiday cards.

<https://fraservalleycontinuingeducation.ca/product/saturday-watercolour-holiday-cards>

COLOUR MIXING / FLOWER PAINTING / BUSINESS OF ART –CIEL ELLIS

1) **Colour Mixing with Confidence.** This is a three week online course. I will teach students how to create 12 different colour charts using a limited palette of commercially available paint.

This unlocks the palette of colours available to us, boost confidence, reduces the amount of wasted paint, and eliminates the frustration of not mixing the right colour for your painting.

2) **Realistic Floral Painting** This is an 8 week program that I will be offering in January. The subject for this painting workshop will be a gorgeous pink peony in bloom. Each student will receive a pre-printed canvas with the image on it and we will work to complete the painting together.

In addition, I will be teaching composition, brush techniques, stretching your finished canvas over stretcher bars etc.

3) **The Business of Art** This a 6 month program. It is hands-on training to get the nuts and bolts together for your online art presence.

Topics include website development, email, blogging, social media etc. And you don't need to be tech savvy! I will help you with every aspect of it.

Contact Ciel at: studio@cielellis.com or visit her website www.cielellis.com for more information on these classes.

****THE GALLERY CENTRAL PLAZA IS MOVING****

After 38 years in Central Plaza, The Gallery Central Plaza
(aka Toni's Frame-up) is moving!

**The Gallery will be open at the current location
until December 24.**

**The new location is #4-15223 Pacific Avenue,
White Rock**

PLEASE NOTE:

As of Jan 1 2022, the Gallery Central Plaza (Art and Framing Store) will no longer be able to host wall space for SSWRS artists to hang their work.

Thank-you to The Gallery for donating the space and to all the artists who took part over the last 3 years.

Concertina / Accordion Booklets with Georgina Johnstone

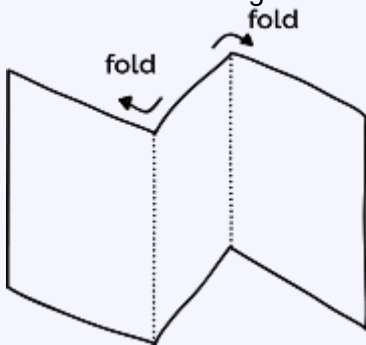
submitted by Violet Smythe, Program Coordinator

Thanks again to Georgina for the wonderful demo on how to construct a concertina / accordion book to capture all the jewels or treasures we have in our stash of goodies - the offcuts and pieces we've painted or collaged or messed about with.

Sitting on the opposite side of the table, I completely forgot to set the program to record until we were almost done. Oops! I'm used to being on the other side and facing the camera! So it's only fitting that I do a write-up for the newsletter complete with some photos.

I considered the evening to be a success when at the end we had several members presenting some completed booklets, or the start of one that they intend to fill with their own treasures or memories. Each booklet made tells a story, sets a mood and is a page (or pages) of discovery.

Georgina demonstrated her basic booklet using Strathmore Bristol paper from an 11"x 17" pad. She divided her page into 4.5" x 5" squares (outlined in pencil). This netted her 6 squares in total. She cut the sheet in half lengthwise, trimmed off the ends that were not required and, using a ruler and bone folder, scored the lines and started folding in a peak and valley configuration.



Then, using samples of the abstract works she demoed for us in October, she used her "windows" (cut outs in circle or square or rectangle shapes) to find the jewels in the pieces that spoke to her.



Once these were cut out, she affixed her pieces with Elmer's glue (purple glue stick) onto her pages. She



used a scrap piece of paper and a brayer and rolled the page to ensure that she had a good bond to the paper before moving on to her next piece.

To make the booklet larger (adding more pages) she suggested two different methods to do this.

1. Using washi tape to bind the pages together (you butt the two pages together and then tape. Or when you lay out your pages, you leave a flap (1 cm) that you fold over and glue your next page to. You will have to keep in mind the peak and valley folds...
2. Or when you lay out your pages, you leave a flap (1 cm) that you fold over and glue your next page to. You will have to keep in mind the peak and valley folds...

Georgina had a myriad of booklets to show. Some glued, some sewn, some with organic materials, some with photographs, and a number with her Georgina doodles.

They came in all sizes and materials. She is a firm believer in recycling, reusing, repurposing, even packaging from products she has purchased. The evening demonstration was, an expected, inspiring and so Georgina! So thank you again for a wonderful demo.

You can see more images of Georgina's work on the Society Facebook page

<https://www.facebook.com/groups/210239029573>

