

Our next zoom meeting will be March 14th.

Our guest artist will be Michael King.

Improving Your Artwork No Matter the Subject (introduction.)

“I am a contemporary Canadian painter and art instructor, with a love of impressionism, based in Port Coquitlam. I paint in oils and have an affinity for plein air painting, still life and portraiture. My goal is to blend representation with impressionistic aesthetics.

I will be going over five principles you can use to consciously improve your artwork no matter the subject. While each can be considered individually, combining these five principles, and having them work together will improve your artwork.”

These five principles are:

- Starting with a Good Composition and Design.**
- Identifying and Maintaining your Focal Point.**
- Establishing the painting’s Key and Values Structure.**
- Use of Colour Temperature Shifting.**
- Use of Variable Edges.**

I will touch all these principles within the demo and will go into more depth during the upcoming Zoom classes June 9 to July 7th, 2022. I am available to private mentoring/instruction and in-person plein air sessions via appointment.”

Visit: <https://www.michaelking.ca/book-an-appointment/>

The Thursday evening classes being taught for SSWR Art Society will be held in June/July, 2022. Registration will open on the 13th April 2022.. To register you need to log into the SSWR Art Society website at <https://sswr.com/m/login?r=%2Fthursday-evening-classes>



Sheila Leeder Memorial Painting Challenge

The theme for the challenge is
‘Whatever the Weather’

This subject conjures up lots of ideas
so try something new.

The deadline for submitting
your artwork is March 1st.

Wax Resist

One of the best known of the mixed-media drawing methods is wax resist, which is based on the incompatibility of oil and water. A drawing is made with wax crayons, wax oil pastels, an oil bar (oil paint in solid form) or an ordinary household candle, then water-based inks are laid on top; the wax subsequently repels the ink, creating a variety of fascinating effects.

SSWRAS EXECUTIVE AND COMMITTEE CHAIRS

| | | |
|---|---|-------------------------------|
| President | Peter Klemm | president@artsociety.ca |
| Past President | Nancy Grigsby | |
| Vice President | Angelo Morrisey | v-p@artsociety.ca |
| Treasurer | Veronica Newell | treasurer@artsociety.ca |
| Co-Secretary | Wendy Gust | secretary@artsociety.ca |
| Co-Secretary | Lori Levesque | secretary@artsociety.ca |
| Membership Coordinator | Lori Chalmers | membership@artsociety.ca |
| Art Show Coordinator | Mindy Hardiman | artshows@artsociety.ca |
| Assistant Art Show Coordinator | Linda Batista | |
| Newsletter | Caroline Baasch | newsletter@artsociety.ca |
| Communications | Linda Long | communications@artsociety.ca |
| Assistant Treasurer | Bonnie Mathie | |
| Advertising & Publicity | Lynn Robinson | advertising@artsociety.ca |
| Plein Air Coordinator | Sheryl Walker | pleinair@artsociety.ca |
| Program Coordinator | Violet Smythe | programs@artsociety.ca |
| Webmaster | Jess Rice | website@artsociety.ca |
| Assistant Website Coordinator | Li Boesen | |
| Weekend Workshops | Catherine Sheppard | workshops@artsociety.ca |
| Thursday Night Classes Coordinator | Violet Smythe | thursdayclasses@artsociety.ca |
| | Charlene Cumberland | thursdayclasses@artsociety.ca |
| Open Juried Show Coordinator | VACANT POSITION | |
| Historian | Pat Vickers | |
| Paint-Out Retreat Coordinator | Alyson Thorpe | |
| The Sheila Leeder Memorial Art Challenge | Sarah Dolling | |
| Members-at-Large | Adam Lipschultz, Karen Huckell, Sarah Dolling, Linda Morris | |
| A/V Team Coordinator | Dan Strathdee, Dennis Boos | |
| Small Group Shows | Shelly Kent-Snowsell | |
| Meeting Greeters | Adam Lipschultz & Lois Harte | |
| Library | Audrey Bakewell | |
| Nominating Committee | President & members-at-large (at President's discretion) | |
| Outside Venues | | |
| | The Playhouse: | Linda Hilts & Lynne Adams |
| | Peninsula Medical: | Cheryl Bodnar & Karen Huckell |
| | Mother Hubbard's: | Lynne Adams, Alyson Thorpe |
| Refreshments | Reet Herder | |
| Social Committee | Margo Yee & Barb Mitchell | |
| Sunshine | Drena Hambrook | |
| Workshop and Thursday Night Classes | 'Monitors' Pat Wolczuk, Tracy Suzuki. | |

About Watercolour

Since the 19th century, watercolour has been, without question the most popular medium among amateur painters, and it continues to hold its position of pre-eminence today. It is not hard to find reasons for this. The rise of the medium coincided with the Victorian love of scenery and the natural world. Landscape and flowers were and still are, the most frequently painted subjects, and watercolour with its fluidity, freshness and sparkle is perfect for both.


It is far from being a medium solely for amateurs. More and more professional artists are turning to watercolour, and their subject matter is less limited. The medium is used for portraits and figure studies, for still lifes

and cityscapes—indeed anything which can be painted is painted in watercolour.

In fact, there is nothing new about the medium's popularity with professionals. Although we see mainly oil paintings when we visit historic collections of paintings, giving the impression that watercolour was regarded as a poor relation, this was dictated more by market forces than by anything else. On the whole, patrons and buyers wanted large, imposing oil paintings, particularly for commissioned portraits, so artists tended to reserve watercolour for their more private works, or for sketches used for reference for oil paintings.

'How to paint and Draw' *Hazel Harrison*

Tah-Dah & Covid Shmovid! What have you been up to?



This is a selection of some of Jess Rice's wonderful watercolors, now available at The Shop Next Door located in Five Corners Shopping District ~ White Rock, 1187 Johnston Rd. Jess also shows his work at Pacific Arts Market located at 1450W Broadway #1448, Vancouver.

Jess shares his time between White Rock and Montana, always drawing inspiration from his surroundings. His watercolour paintings are always colourful and primarily based in nature.

Jess Rice also teaches classes and workshops currently through Zoom, and in his studio in White Rock.




LINDA MORRIS won third place for her painting "Bearly There" in the juried Arts Council of Surrey Show "Just Pets".

BEARLY THERE (left)
Linda Morris

Linda's painting 'Cabot Trail in Nova Scotia' also sold.

CABOT TRAIL IN NOVA SCOTIA
Linda Morris



LINDA MORRIS

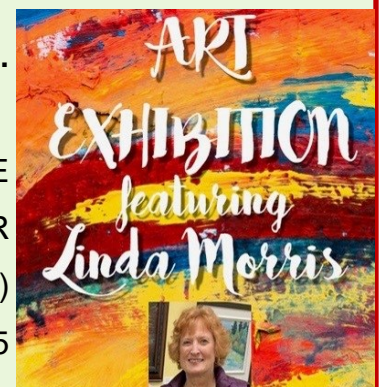
Linda is also having a solo art exhibition.

WHERE: WEST END COMMUNITY CENTRE
870 DENMAN STREET, VANCOUVER

WHEN: Feb 21 (Mon) to Mar 13 (Sun)

TIMES: Monday to Saturday 9—5

Sunday 10—5



Realistic Floral Painting with Ciel Ellis

Registration is now open for Realistic Floral painting, an oil painting class with Ciel Ellis. All levels welcome. Acrylic painters are also welcome, but the demonstration will be done in oils.

Have you always wanted to paint flowers in a realistic way? That was me too. I've since developed a wonderful technique for achieving this goal and I'm thrilled to share the process with you. Understanding colour mixing is quite important, so the presentation at the Feb 14th General Meeting would be a great one to attend, especially for anyone interested in the Floral Painting.

Class runs for 6 Thursdays, evenings from March 31st to May 5th, 2022.

Classes are from 7-9 in the evening.

You can see some of Ciel's work at: <https://www.cielellis.com/>

There is a supply fee of \$10.00 included in the registration fee for a pre-printed canvas (10 x 10" size) with the image of the flower (daffodils) that we will be painting. A supply list for everything that you will need for the course will be emailed to you

To register, see class description and supply list, please log into the [Members Section of the Art Society website](#)

Please follow the directions carefully.

Short Biography:

Floral painting is my passion. Gorgeous blooms draw me in and compel me to capture their beauty in as much detail as I dare. Alongside my full-time art career, I mentor artists in their business and other skills. I offer classes in colour mixing, realistic floral painting, and now The Business of Art (a six-month journey to establishing an online art business). Over the past two years, multiple pieces of my work have been accepted, by jury review, into the Federation of Canadian Artists. This year, 2022, I will apply for my Signature Status, an increased level of involvement with the Federation.



For questions/concerns, please contact
Violet Smythe & Charlene Cumberland
Email: thursdayclasses@artsociety.ca

SSWRAS Thursday Night Workshop Co-Coordinators




Violet Smythe & Charlene Cumberland

Email: thursdayclasses@artsociety.ca

Mixing Colour with Confidence

Our demo artist for our February zoom meeting was Ciel Ellis. Ciel creates beautifully realistic florals. (see workshop details above.)

For her demo she showed how to create colour-mix charts to aid her choices of subtle colour



Ciel used two pallet knives. One was angled for mixing (above) and the other was straight edged (left) to lay down the mixed colour in its square.

The acrylic colours Ciel used were:

Cadmium yellow primrose
Cadmium yellow medium
Cadmium yellow dark
Yellow Ochre

Cadmium red medium
Burnt Sienna
Alizarin Crimson Hue
Transparent red oxide

Viridian Green Hue

Cobalt blue
Ultramarine blue

Titanium white

Using a palette knife and starting with cadmium yellow Ceri added a small amount of white to each colour. Depending on how many squares she had on her chart she would keep adding white to the previous shade/mix of each colour.

Fabulous Flat Brush Flowers 4 (FFBF#4) with Violet Smythe

Dates: Thursday evenings, March 3, 10, 17 and 24th, 2022

Time: 7 to 9 p.m.

Delivered via Zoom

In this class, you will explore painting with a flat brush, also referred to as a chisel brush. You will develop the ability to manipulate the brush; control the angles and pressure changes to capture the "essence" of some of your favourite garden flowers. This class covers - Wild Rose, Rose, Chrysanthemum, Orchid, Sunflower and Poppies.

Supplies:

½" flat brush, Heinz Jordan Gold Sable 850 series is her preferred brush. However, if you can't get the H. Jordan 850 Gold Sable brush, you can use Winsor Newton 995 ½" Wash or Princeton 4950 ½" flat brush. The most important thing re the brush that it has good spring and comes to a fine chisel edge when wet.

90# or 140# CP (or HP your choice) Watercolor paper - student grade, pads like Canson or Strathmore or Opus brands are good or Strathmore watercolor cards AND any off-cuts of watercolour paper you may have in hand.

28# Bond paper for practice (printer/copier paper) or white cardstock, you will use a lot of these sheets!

Watercolors, palette for mixing paint

Water containers, paper towel, pencil (HB), Micron Pigma pen or other fineliner that is waterproof like Uni-ball Vision Micro (Staples)

Violet Smythe is a visual artist that is passionate about art and calligraphy. She has had the opportunity to study under many gifted and talented teachers as well as some world-renowned instructors and she loves to share her passion for calligraphy, watercolor painting and mixed media arts with others. Her work has been included in several juried exhibitions and several of her pieces can be found in private collections.

Instagram: @v.smythe_arts #paintwithviolet #letterwithvioletArt Blog: <http://vsmythedesign.blogspot.com/>



"We took a few pieces down to the Pacific Arts Market in downtown Vancouver. It's a very cool space. If you are around the Granville and Broadway area stop in and have a look."
Jess and Angelo.



WALLFLOWER
Acrylic on canvas
48"x24"
Sylvie Peltier



FEDERATION OF CANADIAN ARTISTS

"Wallflower" is included in the FCA 'Shape and Form' show Feb 22-March 6 at the Federation gallery 1241 Cartwright St on Granville Island in Vancouver



SOLD
at Pacific Arts Market
Caroline Baasch



"My artwork was chosen to be part of this exhibition in Fort Langley. I feel quite honoured to be involved with this sustainable art project. If you get a chance go check it out!"
Debra Aylwin Wright

Matzke Fine Art Gallery and Sculpture Park

*Women Painters
of Washington*

Creative Paradigm
March 5 - April 10, 2022



From Darkness to Light IV, Donna Leavitt



Rainforest, K Robinson

Gallery Reception March 5, 2022, 1:30 - 5:30 pm
2345 Blanche Way, Camano Island, WA 98282



"I'll have two paintings in the Women Painters of Washington's Spring Juried Show at the Matzke Fine Art Gallery on Camano Island.

This gallery is a fabulous destination and art gallery, featuring paintings, sculptures and more from some of our area's top artists. The grounds are stunning and the gallery is one of the finest in our state. I'll be at the reception on March 5th (Covid safety precautions in place...masks mandatory). I would love to see some of you there. Forty two Women Painters of Washington members have been accepted into this show. WPW is an organization established in 1930 to encourage and promote the work of professional women artists. For art lovers, this show is not to be missed!"

Nancy Grigsby

"Another year of mixed media visual journaling. Seven lessons to date (one available online every Friday) and these two are my faves so far. We've created black and white collage material using branches, twigs, dried weds and sticks on vintage paper. Learned some new tricks with charcoal: bleeding it out with water; greying it down with white gesso; shaving vine charcoal onto a surface and spritzing with water to create a spattered effect. Fun, fun, FUN! I know a couple of other SSWRAS members signed up for Wanderlust 2022. I hope you're enjoying the journey as much as I am."
Nancy Grigsby



Tracy Suzuki

Highlights from Thursday Evening Classes....

We thought we would share some of the wonderful work done by members in Lauren Morris' classes in February. The acrylics, *In Full Bloom*, was well received and the loose, impressionistic style was embraced by all.

There are lots of learning opportunities for you to take advantage of. To sign up for the Thursday evening classes, open to members only, you need to log into the Society website and register.

Society Website: <https://sswras.com/home>

Go to the Member drop down box and click on Thursday evening classes. Once you are logged in you can register

Violet Smythe and Charlene Cumberland
SSWRAS Thursday Night Workshop Co-Coordinator
Email: Thursday classes @artsociety.ca



Laura Barnes



Laura Barnes



Charlene Cumberland



Shannon Dooling



Hazel Breitkreutz



Violet Smythe



Cheryl Bodnar (left) and Caroline Baasch (right) have their work displayed at the Pelican Rouge coffee shop (15142 North Bluff Rd, White Rock.). Until the end of March.