

FEBRUARY - 2026

FOUNDED 1959



## Ann Willsie

*is our guest presenter Demo Artist for February 10th*

## Impressionistic Florals



### About our Presenter

Ann has spent most of her life painting in oils, both in studio and in the outdoors, en plein air. She has participated in and helped organize many plein air events throughout Canada during her career. Being primarily a landscape painter, Ann's style of painting is very loose and impressionistic, characterized by thick oil paint, harmonious colour and visible brushstrokes. Most of her paintings depict the splendour of the natural landscape around us, from panoramic marshland vistas, larger than life florals and portraits of distinctive and unique trees.

Her work is shown in galleries in Ontario, Alberta and B.C., and held in collections around the world. She is a Signature Member of the Federation of Canadian Artists, and has won numerous awards in various FCA shows and Plein Air Festivals. Ann spends most of her time working and teaching at her studio in Lake Country, B.C.

### About the Demo

Ann will be demonstrating a floral painting from start to finish, starting with decisions about the overall design and composition, the underpainting, blocking in the big shapes, and finishing up with colour and detail.



Email: [annwillsie@hotmail.com](mailto:annwillsie@hotmail.com)

Website: <https://www.annwillsie.com>





# Carol Alexander

## *Presidents Report for the February newsletter*

We have courses offered for January and February. There is still room in both. If interested please register online sooner than later.

With the date change for the February class there are some openings available as well. Support our weekend workshops or we may lose them. Our teams are working on new pages and emails to be combined. This should make all of our lives easier.

We are looking for someone willing to take charge of emails to lessen the load of our webmaster, Jess. If anyone would like to do please contact Jess Rice Changes are in the works and these changes are good! By the next AGM we will have all the new programs in place and running smoothly.

If you wish to discuss anything or have any suggestions, please do not hesitate to contact me. I'm always happy to try to help!

**Carol**

*"Success is peace of mind, which is a direct result of self-satisfaction in knowing you made the effort to become the best of which you are capable."*

- John Wooden



# Workshop Schedule 2026

We have a very exciting workshop schedule for the year. All of the artists teaching these workshops have given prior workshops or demos for our members at SSWRAS and I have invited them back based on member requests. Through the year we will have an interesting selection of mediums and learning opportunities to choose from that will include sketching, watercolour, acrylics, drawing and pastels.


Full details of each workshop can be found on the SSWRAS web site <https://sswras.com/weekend-workshops>. Workshop numbers are limited and early registration is suggested to ensure your spot. I hope that you like the choices for the coming year. Please contact me at any time if you have a suggestion for a presenter in the future.

## Registration is now open for ALL sessions to allow early access to confirm your spot.

Sat. Feb. 21 to  
Sun. Feb. 22, 2026

**Tammy Pilon**

Understanding Acrylic Glazing



Fri. March 27, 2026 - zoom  
Sat.&Sun. March 28 & 29

**Richard McDiarmid**

Painting with a Renewed Passion:  
Using What You Have Already  
Learned

Friday, March 27 - zoom 6:30 - 8:30

Sat, March 28 - in person 10 - 3:00

Sun, March 29 - in person 10 - 3:00



Workshop Coordinator – Diane Salter Menzo [sswras.com](https://sswras.com)

---

*"The only thing to do with good advice is to pass it on.  
It is never of any use to oneself."*

Oscar Wilde

---



# WORKSHOP


- Tammy Pilon



## Understanding Acrylic Glazing

**February 21 & 22, 2026**

**10:00 am – 3:00 pm  
South Surrey Recreation  
and Arts Centre  
14601 20 Ave., Surrey**



**Registration is now open:**

**[sswras.com](http://sswras.com)**

**Members: \$175.00**

**Non-members \$200.00**

### About the Artist

Watercolour was Tammy's first painting medium where she learned the use of layering to achieve rich, interesting colours. It is because of this knowledge that she has been able to grasp the concept of glazing with her acrylics to bring the colours of the land to life. She works in oil, acrylic and watercolour and her subject is usually landscapes or abstract. Her paintings are inspired by the beauty she finds in the natural areas around her home in Port Coquitlam and from sailing around the Indian Arm from Reed Point Marina in Port Moody.

Tammy began as a graphic designer, trained at Capilano College, and then taught art through various art schools for 20 years before starting up her studio called Poco Art Studio where she holds semi-private art classes and private lessons.

**<https://sswras.com>**

### In this workshop:

Tammy will go over all the mediums & additives used for glazing with acrylics. You can use any glazing medium but Tammy will explain the benefits of her favourite brand. She will also explain what type of acrylics give the best glazing results. You will learn when and where to use glazes to create glowing colour, subtle changes and add details to your paintings. She will explain the benefits and difficulties in working with glazing and then finish with how to complete the varnishing of a painting. Tammy will demonstrate the glazing technique for clouds, trees & water.

Prior to the workshop registrants will receive 2 landscape reference photos to be printed at home. In addition, you will receive an image of rocks in a grisaille (monochromatic) style that needs to be pre-painted prior to the workshop using pthalo blue acrylic. Participants need to bring 2 stretched canvas (11X14), some gessoed practice paper and a small blank canvases to use during your weekend workshop. You may also wish to bring a hairdryer to use during the workshop. (we have 2 on hand but you might want to bring your own. Please review the supply list on the website for additional information.



# WORKSHOP

- *Richard McDiarmid (SFCA, NWWS)*




## **Painting with a Renewed Passion for the Creative Process: Using What You Have Already Learned**

**Friday, March 27th, 2026 - zoom  
6:30 - 8:30 pm**

**Saturday & Sunday, March 28 & 29  
at the South Surrey Recreation  
and Arts Centre**

**14601 20 Ave., Surrey  
10:00 am - 3:00 pm**



**NEW  
WORKSHOP  
MODEL  
3 SESSIONS!**

**Registration Fee:  
Members: \$225  
Non-members \$245**

### **About the Artist**

Since the 1970's this artist's award-winning paintings have been exhibited in solo shows and group shows in Canada and the US and international exchange shows in Europe and Britain – ex. The Royal Institute of Painters in Watercolours. Years of peer group participation include, the Federation of Canadian Artists (SFCA), the Northwest Watercolor Society (NWWS), the prestigious B.C. artist's peer group Painters at Painter's and the Calgary Stampede Artists Studios. As a signature member (SFCA) of the Federation of Canadian Artists, his service activities have included positions at the board level, VP level, and contributions to workshop and educational programs. Examples of his paintings and articles have appeared in publications such as Art Avenue and International Artist's Magazine. Richard is respected as an instructor and mentor to emerging as well as established artists and has facilitated many workshops in Canada, US, Britain, France and Spain.

Richard McDiarmid's paintings can be found in commercial galleries and corporate and private collections in many countries worldwide  
Overview of Workshop.

### **About the Workshop**

In this workshop, let's have a bit of fun in discussion, painting and exploring creative process, to find our own way! With the many lessons we have learned along the way and our tool-box of painting fundamentals, sometimes it is difficult to "let go" and just enjoy the creative process!

Although there is always something more to learn, we should not be driven to slavishly copy or reflect someone else's style or technique. How about your painting, your energy, your style, your way! How do we get there in our painting journey?

Ideas for our paintings will evolve in the creative processes that we employ. We engage our visual responses, thoughts and feelings, in arriving at a finished painting. Our first lines of drawing, marks or paint applications only express part of the journey. Paintings may start with photos and sketches or combinations of both. What we have already learned about, shapes and values, edges, colour and composition, surfaces and visual textures, all seem fundamental in creating bold statements in painting. Of course, there are many other layers in these visual relationships to be explored in developing our painting ideas.

Taking a fresh look at creative process may include a more experimental or random start, to get the creative juices going. Perhaps even, new ways of mark making, or surface prep and textures, in revealing a more personal interpretation of chosen subject matter in paintings. Even the ground or surfaces may vary including types of paper, wood, metal, plastic, or canvas.

The workshop will include demonstrations, as well as personal instruction and critiques. The demos will include, experimental applications of paint, mark making, printing techniques, and integration of shapes, forms and colour as part of the creative process. Workshop participants are encouraged to paint in their own style or chosen direction (ex. representational, non-representational).

<https://sswras.com>



# REFUND POLICY

## WORKSHOP REFUND POLICY

If a cancellation is requested the following applies:

One or more month prior to the date of the workshop: the registrant must contact the workshop chair to initiate the cancellation and refund. The amount of the refund will be the registration fee paid minus a 10% administration fee (paid via Square.)

Less than one month prior to the date of

the workshop: no refund is made unless a replacement is found to take your place in the workshop. To initiate a cancellation the participant must first notify the chair who will seek a replacement from the wait list. If there is no wait list the participant will have the opportunity to find a replacement.

Emergency cancellation will be handled at the discretion of the Workshop Chair.

### Special Notes...

Prior to the workshop, please review the supply list and any correspondence you have received regarding the workshop you have registered for. All the information about the workshops can be found

on this website under the Education Tab, Weekend Workshop.

Please note that if we do not have a minimum of 8 registrants for a workshop, the workshop will be cancelled.



#### ***Please note the following:***

- Arrive at least 15 minutes before the class start time to help the facilitator set up and to get yourself set up and ready for class.
- Assist with the take down at the end of the class/workshop.
- Do not wear scented products – such as perfume, cologne, aftershave, scented hand creams.
- Do not take photographs or videos during the class without the express permission from the instructor.
- Turn your cell phone to silent mode. If you are expecting an urgent call – please set your phone to vibrate mode and leave the classroom to answer the call.
- Give the instructor your undivided attention. Side conversations with your neighbours, while the instructor is speaking or demonstrating, are annoying and distracting to the instructor and to other participants.
- Most instructors welcome questions, however, please stay on topic with questions.
- Review information provided from the instructor regarding the supply list and special instructions.

#### ***Please also note that:***

- There are no shared registrations permitted.
- It is expected that all participants plan to attend all the sessions.



# THURSDAY NIGHT CLASSES

*Members and Patron Members only*


## **WATERCOLOUR BIRDS IN FLIGHT**

**WITH IAN DE HOOG** - watercolour  
Zoom Classes: February 5, 12, 19, 26  
Register: January 10 – February 4




## **PAINT, PLAY AND CALLIGRAPHY**

**WITH VIOLET SMYTHE** – watercolour and pens  
Classes: March 5, 12, 19, 26  
Register: February 6 – March 4




## **INTRODUCTION TO LANDSCAPES with SOFT PASTELS**

**WITH BARBARA McDONALD** – soft pastels  
Classes (5): April 2, 9, 16, 23, 30  
Register: March 6 – April 1



## **ABSTRACTING THE LANDSCAPE with OILS & COLD WAX**

**WITH MARNEY-ROSE EDGE** – oils and cold wax  
Classes: May 7, 14, 21, 28  
Register: April 6 – May 4



## **ACRYLICS AND COLOUR THEORY FOR BEGINNERS**

**WITH CHERYL BODNAR** - acrylics  
Classes: June 4, 11, 18, 25  
Register: May 8 – June 3



# THURSDAY NIGHT CLASSES

*Members and Patron Members only*

## *Watercolour Birds in Flight*

*With Ian de Hoog*

**Class Dates:** February 5, 12, 19, 26, 2026

**Time:** Evenings from 7:00 to 9:00 PM

**These classes are on ZOOM**

**Cost:** \$40.00

**Registration:** January 10 to February 4, 2026

**Note: FEES ARE NON-REFUNDABLE**

**Bio:** Ian de Hoog's artistic journey began in his hometown of Victoria, B.C. where his early passion for drawing laid the foundation for a distinguished career in watercolour. While pursuing architectural studies in his thirties, Ian discovered the transformative power of watercolour as a medium for enhancing architectural presentations. This serendipitous introduction sparked a profound artistic calling that continues to shape his career. Although largely self-taught, Ian has strategically supplemented his expertise through select workshops, developing a distinctive style that marries technical precision with creative expression. His mastery of the medium has earned him a respected position as a watercolour instructor at The Shadbolt Centre for the Arts for over six years. He further extends his educational reach through online workshops at the Winslow Art Centre and maintains an engaged community of patrons through his successful Patreon platform.

**Description:** Learn how to capture the grace and movement of birds in flight in these dynamic watercolour classes. We'll begin by learning how to create a line drawing based on reference images, focusing on what needs to be drawn as opposed to just drawing everything. Then move into creating expressive, loose paintings using wet-in-wet techniques. With at least two complete demonstrations, you'll see the full process unfold – from sketch to finished piece – while learning tips on composition, colour flow, and creating the illusion of motion and bringing your bird paintings to life.



**Members:** to register and download the supply list, log into the members section of the SSWRAS website, select Thursday Night Classes and follow the directions to register. **Patron Members:** email [thursdayclasses@artsociety.ca](mailto:thursdayclasses@artsociety.ca) to have your name added to the waitlist. Questions? Contact [thursdayclasses@artsociety.com](mailto:thursdayclasses@artsociety.com)



# THURSDAY NIGHT CLASSES

*Members and Patron Members only*

## *Paint, Play and Calligraphy with Violet Smythe*

**Dates:** March 5, 12, 19, 26, 2026

**Time:** Evenings from 6:45 to 8:45 PM

**Location:** South Surrey Recreation & Art Centre -  
Visual Arts Room. 14601 20th Ave, Surrey BC

**Cost:** \$40.00

**Registration:** February 6 to March 4, 2026

**Note:** FEES ARE NON-REFUNDABLE




**Bio:** Violet Smythe is a visual artist, lettering enthusiastic, and instructor that is passionate about art and calligraphy. She has had the opportunity to study under many gifted and talented teachers, as well as some world-renowned instructors. Violet loves to share her passion for watercolour painting, calligraphy, and mixed media with others. Her work has been included in several juried exhibitions and several of her pieces can be found in private collections.

Instagram@v.smythe\_art

IG Hashtags: #paintwithviolet #letterwithviolet #drawwithviolet

Art Blog: <http://vsmythedesign.blogspot.com>

**Description:** Paint, Play & Calligraphy! A series of watercolour/calligraphy classes using various painting techniques, married with a variety of lettering styles to create one-of-a-kind projects.



**Members:** to register and download the supply list, log into the members section of the SSWRAS website, select Thursday Night Classes and follow the directions to register. **Patron Members:** email [thursdayclasses@artsociety.ca](mailto:thursdayclasses@artsociety.ca) to have your name added to the waitlist. Questions? Contact your SSWRAS Thursday Night Class Co-Coordinators, Catherine Sperling Dreyer, Lyse Cote, and Karen Lees at [thursdayclasses@artsociety.com](mailto:thursdayclasses@artsociety.com)

# PATRON MEMBERS

Did you know that you can now register for Thursday Night Classes?

Registration for Patron Members opens 1 week prior to the start of class. As a Patron member you can have your name added to the wait list at any time, however, Full Members get first priority to register for the class. One week prior to the class any open spots will be filled by those Patron Members on the wait list.

To add your name to the waitlist for a Thursday Night Class simply contact the Coordinators at **thursdayclasses@artsociety.ca**. Please identify the class name in your subject line and identify yourself as a Patron member in the body of the email.

Any and all open spots in the class will be filled from those on the waitlist. They will get notified by email that they are confirmed for the class. Details on how to pay for the class will be forwarded to you.



## REMINDER to Members

**anyone can join when wanting to post to the SSWRAS Facebook page.**

**This will include any information for art and shows.**

# OUTREACH

**Just a reminder that the Outreach Committee will take your new or gently used art supplies to distribute to organizations that need them. You can bring any donations (except books or frames which other members may be able to use) to the next meeting or contact Pat Vickers or Karen Huckell. Our donations are very appreciated and thanks to everyone for passing along items in the past.**

**e-mail us at [outreach@artsociety.com](mailto:outreach@artsociety.com)**

**PAT VICKERS and KAREN HUCKELL**



## ART APRONS



The cost is **\$30.00** + PST with the Society logo embroidered on the face. The Authentic T Shirt Company Apron is Navy, 12 oz 100% cotton with two waist level patch pockets, 1 pen pocket and 1" wide neck and waist ties. We have 30 aprons in stock.

**Aprons can be ordered on the members' section of the website:**

click on this link to log into the website <https://sswrass.com/sswrass-merchandise> and follow the directions. Payment is by credit card.

**Delivery:** Instructions for pick up will be included in your order confirmation sent to you by email.



# Art Market

## MARCH 7-8

10 am - 4 pm

FREE ADMISSION - FREE PARKING



Adam Lipschultz



Alyson Thorpe



Carolyn Barone



Catherine Brown

Paintings in Various Mediums - Photography  
Prints & Art Cards  
*Come out and see what we have in store for you!*



Cheryl Kallberg




Jess Rice



John Vicente



Jon Lavoie



Karin Olsson



**Turnbull Gallery**  
South Surrey  
Recreation and Arts Centre  
14601 20th Ave. Surrey

  
South Surrey and White Rock  
Art Society

# Spring ART SHOW



*A Breath of  
Fresh Air*

SATURDAY & SUNDAY

**April 11-12, 2026**

9:30 am - 4 pm

LOCAL ARTISTS

HUNDREDS OF  
ORIGINAL ART WORKS

LARGE VARIETY OF  
MEDIA & STYLES

FREE ADMISSION

FREE PARKING

LIVE MUSIC

**Turnbull Gallery**  
South Surrey  
Recreation and Arts Centre  
14601 20th Ave. Surrey



Cash & Cheque

Visit us at  
**SSWRAS.com**







# Remember to drop by the Oceana PARC Playhouse to view the artwork, some of which is pictured below.





Art is now displayed at the Oceana PARC Playhouse on 1532 Johnston Road.

Some of the artists showing their work are new to the society and may not know how the payment for sold paintings work. 7% PST tax should be added to your picture.

"As a reminder if a painting sells, the Playhouse takes 20%. The treasurer is given the full amount by cheque, then writes a cheque for the Playhouse (20%) and the artist (80%).

If the buyer pays by cheque, they should make it out to South Surrey White Rock Art Society." If an artists needs to remove a painting for whatever reason, please contact Rita or Cheryl so we can coordinate with the artist. Please do not contact the venue directly.

Cheryl Vandenberg and Rita Dahlie are responsible for the Oceana PARC Playhouse.



1. Lucille Loose
2. Norm Carriere
3. Pamela Orth

4. Rita Dahlie
5. Pat Vickers
6. Eileen Fong

7. Suzanne Danielsen
8. Catherine Brown
9. MaryEllen Johnston

10. Cheryl Vandenberg
11. Tammy Bailey
12. John Vicente

---

## NOTICE:

---

Please read the information below if you are interested in hanging a painting at the Peninsula Clinic. There are 16 spots.

Send your request to **communications@artsociety.ca**

The Location is Peninsula Medical Clinic, 109 - 15388 24th Avenue, Surrey (next to Pure Pharmacy). Access to the clinic is from parking lot at the rear of the building.

The paintings will hang for approximately 4 months.

Please note your art must be framed and have a hanging wire due to the type of system used at the clinic.

Paintings should be no larger than 12 x16'. There is one space for a larger painting.

**Please provide the following information:**

• name of painting • medium • framed size • price • artist's name • artist's phone number

Dates: Changeover is determined by clinic, approximately every four months and occurs after clinic hours, usually around 6:30.

The changeover requires that artists pick up and drop off their work in a timely manner. The clinic is a small space and the owner has stayed late to accommodate us so socializing is discouraged.

Please write your Name and Name of the Painting on the back of the painting.

As the clinic is open for patients until 6:00 pm and sometimes they run late, we ask that you do not pick up or drop off prior to 6:30 PM. We may ask that you give way to those who are only picking up when they arrive. Space is limited so this might help with managing the traffic.

I sincerely appreciate your participation in the display at the clinic.

Tammy and Karen





**White Rock Beach Beer  
Company 15181 Russell Avenue, White Rock**

**ANOTHER  
GREAT VENUE  
TO SHOWCASE  
YOUR ART!**

Any type of art is acceptable no larger than 16x20.  
Make your own label with name and price of each art piece.

Only 3 - 4 paintings per person.

If interested call **Adam Lipschultz** at 604-839-4392  
or e-mail: [lipschultzadam@gmail.com](mailto:lipschultzadam@gmail.com)

---

*"It is better to keep your mouth closed and let people think you  
are a fool than to open it and remove all doubt."*

Mark Twain

---

Our local gallery store in Whiterock:

## **The Gallery, Framing & Art Supplies**

has agreed to offer a 10% discount to our  
membership. A list of names of our 2026 membership  
has been given to the owner.

The Gallery store also reminds us to make sure the  
members mention the discount before they ring it  
into the till.



<https://whiterockframing.ca/>

**#4 15223 Pacific Ave White Rock BC - Tel: 604-670-5595**

Contact Qing Mao - Membership Coordinator if you have any questions.



# HILLTOP MEDICAL CLINIC

**We will be taking submissions to hang work at the Hilltop Medical Clinic in early February.**

**The change-over date will be **Thursday March 12.****

**LOCATION: Hilltop Medical Clinic, - 15331 16 Avenue, 2<sup>nd</sup> Floor, Surrey, BC, V4A 0C1**

**CO-ORDINATORS:** Caroline Baasch - [cbaasch@shaw.ca](mailto:cbaasch@shaw.ca)

Cheryl Bodnar - [cherylann.rn@gmail.com](mailto:cherylann.rn@gmail.com)

We need the following APPROXIMATE sizes.

If you have smaller work, let us know the size we will do our best to accommodate it.

**Paintings with glass can be no larger than 16 x 20"**

- 6 paintings - 20" height x 16" width (including frame) – max size or slightly smaller
- 5 paintings - 24" x 24" – max size or slightly smaller
- 6 paintings - 30" x 30" – max size or slightly smaller
- 1 paintings - 36" width x 48" height – max size or
- 3 paintings - 36" height x 48" width max size or slightly smaller

1. Work will be displayed for 4 months at a time.

2. Artists are responsible to drop off and pick up their art.

Artists must sign a release form when paintings are brought to the venue – no exceptions. The release form will be available for signing at the venue.

3. Insurance of individual pieces will be at the artist's discretion.

4. All hanging will be overseen by the co-ordinators

5. Information for labels is to be sent to the co-ordinators a week or so ahead of the scheduled installation. Labels will be made up by the co-ordinators and must include:

**ARTIST'S NAME**

**TITLE OF PIECE**

**MEDIUM**

**SIZE**

**PRICE**

ARTIST'S CONTACT INFO (email, phone or however you would like to be contacted).

6. Interested buyers must contact the artist and arrange payment. THE CLINIC WILL NOT HANDLE ANY PAYMENTS.

Once a purchase has been made, a co-ordinator will meet the artist at the clinic and hand over the painting.

**PLEASE DO NOT TAKE WORK DOWN WITHOUT A CO-ORDINATOR PRESENT.**

7. Because this is not considered an official White Rock South Surrey Art Society Outside Venue, artists do not have to pay commissions.








# WHAT'S HAPPENING at

15142 North Bluff Rd (Central Plaza Shopping Mall) White Rock



**Holly Egan** will be showing her art at the Pelican Rouge Cafe for the month of February.



We are currently booked until December 2026. If you would like to be on the waiting list or have any questions, please contact CAROLINE BAASCH at [cbaasch@shaw.ca](mailto:cbaasch@shaw.ca)





# PELICAN ROUGE CAFÉ UPDATE

**15142 North Bluff Rd (Central Plaza Shopping Mall) White Rock**

HOURS: Mon - Friday - 6:30 am - 4 pm / Saturday - 8 to late due to Open Mic / Sunday CLOSED

**OWNERS:** Dianne & Helen (they are very excited to have a monthly rotation of new artwork)

**CONTACT:** Please contact me, CAROLINE BAASCH – as the owners are very busy.

**My email:** cbaasch@shaw.ca

**My Phone numbers:** 604-531-7248 (home)  
604-318-9983 (cell)

*Feel free to text me*

**PLEASE NOTE:** GROUPS OF ARTISTS ARE WELCOME TO SHOW THEIR WORK, but will be allocated 1 month to do so.

**SPACE:** The “art wall” space is separated by “pillars”. As a result, there are 3 separate (but adjacent) areas along the length of the one wall.

**TWO OF THE AREAS:** measure approximately:  
8.5 feet wide x 4.5 feet high

**THE THIRD AREA:** measures approximately:  
5.5 feet wide x 4.5 feet high

**PLEASE GO TO THE PELICAN ROUGE AND LOOK AT THE SPACE BEFORE YOU MAKE ANY HANGING PLANS.**

**DISPLAY TIME:** Work will be displayed for a month at a time.

It is up to artists if they wish to take all the space, or if they would like to share the space.

Generally your time will start at the beginning of the month and will end at the end of the month. I have left these times flexible and will help co-ordinate the taking-down and hanging times between artists if necessary.

## HANGING YOUR WORK:

**PLEASE HANG/TAKE DOWN YOUR WORK AFTER 4 PM.**  
This is by the owners request.

There will be a hammer, nails and sticky-tac or masking tape available to use for labels. It is kept behind the counter. *Ask Diane or Helen for it.*

*If you need help, please let me know and I can help you if I am available.*

**BOX OF CARDS:** You may include a small box of greeting cards.

Make a record of how many cards you have and leave this at the shop.

Mark each cards one price (eg. \$5) - NOT 5 for \$20.00

**SMALL ORIGINALS & PRINTS:** You may bring a small shoebox size of small prints and/or originals.

**LEAVE YOUR BOX OF ORIGINALS, PRINTS & GREETING CARDS IN THE COFFEE SHOP FOR THE MONTH FOLLOWING YOUR DISPLAY.**

**FOR EXAMPLE:** If you display in April, you may leave your items for the month of May.

**SALES:** The owners will handle all sales and take a 20% commission. Leave an inventory of your work with Helen or Dianne so they can mark off any sales.

**LABELS:** Please create your own printed label and include:

Title / Medium / Size / Price.

### FOR EXAMPLE:

SUNSET  
Watercolour  
24 x 24 inches  
\$350.00  
Miriam Bloggs

**ADVERTISING:** Please contact the newsletter at: newsletter@artsociety.ca with a few pictures of the work you will be hanging. This should be done at least a month before you hang you work.

All other advertising is up to the artist.

*good luck*



# ART SHOW SCHEDULE

2026

## ART MARKET

March 7-8  
2026

## SPRING SHOW

April 11-12  
2026



[www.sswras.com](http://www.sswras.com)

*"Just let awareness  
have its way with you  
completely."*

Scott Morrison

## Thursday Afternoon DROP-INS are Up and Running!



Drop-in painting group has started up again after our summer break.

We meet every Thursday from 1-4 pm in the studio at the South Surrey Recreation Centre.

There are no instructors so bring your own ideas and supplies and paint with our friendly group.

There is no charge for members and patron members. For non-members, there is a \$5 weekly fee.

**SCAM  
ALERT!**

### Warning signs of a scam

Scammers often contact you pretending to be from the SSWRAS especially an executive member. They are at it again...

Know when to be suspicious.

Always phone 1st!

Never send money without being doubly sure.



# What have you been up to?

## Lucille Loose

I have art displayed at the Hilltop Medical Clinic for 4 months



*"Memories-A-Float"*



*"First Blooms"*



*"Through the Open Window"*


These pieces will be displayed at Peninsulas Medical Clinic



*"Vibrant Blossoms"*



*"In Full Bloom"*




*"Multi-Cascade"*



*"Blue Vase Bouquet"*

Showing this painting at  
Oceana Parc Playhouse  
for 4 months



*"Monaco Garden"*



# What have you been up to?

## Catherine Sheppard

There is something to be said about going back to basics. Black and white basics.

When starting a pastel painting, I like to put elements into black and white first before adding any colour.

This helps to put into perspective my lights and darks.



After the trace down, I will use a white charcoal pencil to place in the whites, then I like to use black gouache for the black areas. The gouache and the charcoal pencil will not move once you put pastel on top so you have to be very careful to be precise when you put in your black especially. It cannot be erased.



Now you can move down your picture and start adding in the colour.



*Belted Kingfisher - 11 x 14 on pastemat.*

This species has a large head with a shaggy crest. Its long, heavy bill is black with a grey base. These features are common in many kingfisher species. Both sexes have a slate blue head, large white collar, a large blue band on the breast, and white underparts. The back and wings are slate blue with black feather tips with little white dots. The female features a rufous band across the upper belly that extends down the flanks. Juveniles of this species are similar to adults, but both sexes feature the rufous band on the upper belly. Juvenile males will have a rufous band that is somewhat mottled while the band on juvenile females will be much thinner than that of adult females.

The belted kingfisher's breeding habitat is near inland bodies of waters or coasts across most of North America, within Canada, Alaska and the United States.

The belted Kingfisher is often seen perched prominently on trees, posts or other suitable watchpoints close to water before plunging in headfirst after its fish prey. They also eat amphibians, molluscs, insects, small mammals, small birds, reptiles and berries.



# CALL FOR ARTISTS

Are you a Talented Artist looking for a local space to showcase your art work? The SAS Turnbull Gallery Rental may be for you!

- ✓ Applications open for 2026
- ✓ Subsidy options available
- ✓ Art collectives, guilds, and individual artists welcome!



Questions? Email Amiee at [amiee@semiahmooarts.com](mailto:amiee@semiahmooarts.com)

REGISTER NOW →



Semiahmoo  
ARTS SOCIETY


TURNBULL  
GALLERY RENTAL

Great place to show your art work.

# WHAT IS A SUBSIDY?

Subsidy's help bring the rental cost down to make the space accessible. SAS's subsidy programs work by having the artist put on a ticketed event, artist talk or workshop that pay directly to the rental fee.

- ✓ Artist can choose what type of event.
- ✓ Coordinate with exhibition programmer to find a date that works for you!
- ✓ Remaining fee may be waived if 2 or more events are organized and fulfilled



Questions? Email Amiee at [amiee@semiahmooarts.com](mailto:amiee@semiahmooarts.com)

REGISTER NOW →



Semiahmoo  
ARTS SOCIETY

TURNBULL  
GALLERY RENTAL

*"Good leadership consists of showing average people how to do the work of superior people."*

John D. Rockefeller







## **St. Valentine wasn't just one person.**

Many people know that Valentine's Day is named after St. Valentine. But did you know there are actually two St. Valentines? Nobody knows for sure if the holiday originally celebrated St. Valentine of Rome or St. Valentine of Terni, both of whom were martyred. Legends say that St. Valentine of Rome was a priest who defied the Roman Emperor Claudius II's ban on soldiers getting married and continuing to marry couples in secret. Other stories say that he helped Christians escape Roman prisons and fell in love with the jailer's daughter, writing her a letter signed "From your Valentine."

## **Valentine's Day has its roots in an ancient Pagan festival.**

Valentine's Day also has pagan roots alongside its connection to St. Valentine. It may have originated in Lupercalia, a festival of fertility celebrated on February 15 in ancient Rome. Lupercalia was dedicated to the Roman god of agriculture, Faunus, and the founders of Rome, Romulus and Remus. It was celebrated with animal sacrifices and gently slapping women and crop fields with goat hides dipped in blood, which was thought to help fertility.

## **In the 1300s, it officially became a holiday associated with love.**

The origins of Valentine's Day are murky. But it is thought to have been made a holiday in the fifth century when Pope Gelasius outlawed the celebration of Lupercalia. It wasn't until much later that it became associated with romance. In the Middle Ages, it was believed that February 14 was the start of birds' mating season. Chaucer cemented the connection between Valentine's Day, birds and romance with his 1375 poem "Parliament of Fowles," writing, "For this was on Seynt Valentynes day, / Whan every foul cometh ther to chese his make." The rest, as they say, is history!

## **Cupid has roots in Greek mythology.**

Watch out around Valentine's Day, or else you may be struck by Cupid's arrow. According to Time, the ubiquitous cherub can be traced back to 700 B.C. In Ancient Greece, Eros, the Greek god of love, was depicted as a handsome young man and had the power to make people fall madly in love. Over time, he was adopted by the Romans and became known as Cupid, his image changing to the little boy with the bow and arrow. Because of his love-inspiring powers, he became linked to Valentine's Day by the turn of the 19th century.

## **The tradition of giving Valentine's Day flowers dates back to the 17th century.**

Giving red roses may be an obvious romantic gesture today, but it wasn't always! In the late 1700s, Lady Montagu was the wife of the British ambassador to Turkey. She misunderstood a local custom of using rhyming words to convey secret messages and thought the flowers themselves that were used in the rhymes represented secret meaning. This idea of "flower language" caught on in Europe, where specific flowers could represent feelings of love, hate, regret and more. Over time, red roses became more and more linked with romance.

# Upcoming ART Demo Presenters:

by Shalini

**February 10th**

- Ann Willsie

*Impressionistic Florals*

**March 9th**

- Surnoor Singh

*Approach to capturing everyday scenes*



*The next official membership meeting via **Zoom** is:*



**Monday, February 10<sup>th</sup>**

**in the Turnbull Gallery**

**at the South Surrey  
Recreation and Arts Centre**

**14601 20th Avenue, Surrey**

**6:30 pm**



## NEWSLETTER

NEWSLETTER SUBMISSIONS:

Please e-mail Catherine Sheppard at  
newsletter@artsociety.ca

**DEADLINE Feb. 14th for MARCH**

*thank  
you*



*Allegory of Painting, created by François Boucher in 1765*