

Presentation to School Board July 8, 2020

Initial Parent/Family Survey Report

Mr. Keith Imon
Deputy Superintendent

Dr. Jennifer Coyne Cassata
Director, Office of Accountability
July 8, 2020



Prince William County
PUBLIC SCHOOLS
Providing A World-Class Education ®

Background

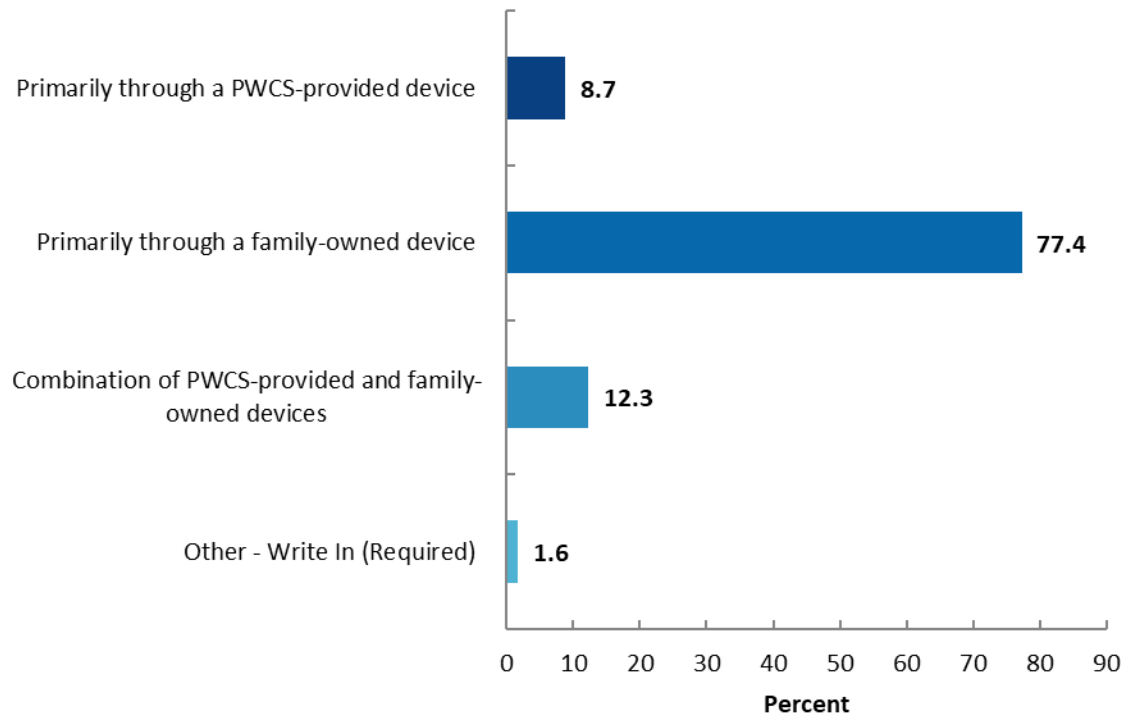
- As Prince William County Public Schools (PWCS) responds to guidance and direction from the Governor and the Virginia Department of Education (VDOE) about the phased reopening for schools, it was important to gather feedback from parents and families.
- The purpose of the initial survey was to ask parents/families about their comfort with in-person and virtual learning and to gather data to inform plans to reopen schools.
- Survey was sent to parent/families and posted on the PWCS webpage on June 22, 2020 and closed on July 3, 2020.
- Survey was translated into all major languages and responses were received in English, Spanish, Korean, Chinese, Vietnamese, and Arabic.

Responses

- 16,708 complete responses (with another 2,676 partial responses)
- Responses received from parents/families at all schools in PWCS
- Grade level breakdown (multiple selections were allowed):
 - Early elementary (PK-3): 43.1%
 - Upper elementary (4-5): 27.1%
 - Middle school (6-8): 37.0%
 - High school (9-12): 42.3%
- Special services received (multiple selections were allowed):
 - English Learner: 8.9%
 - Special education: 32.6%

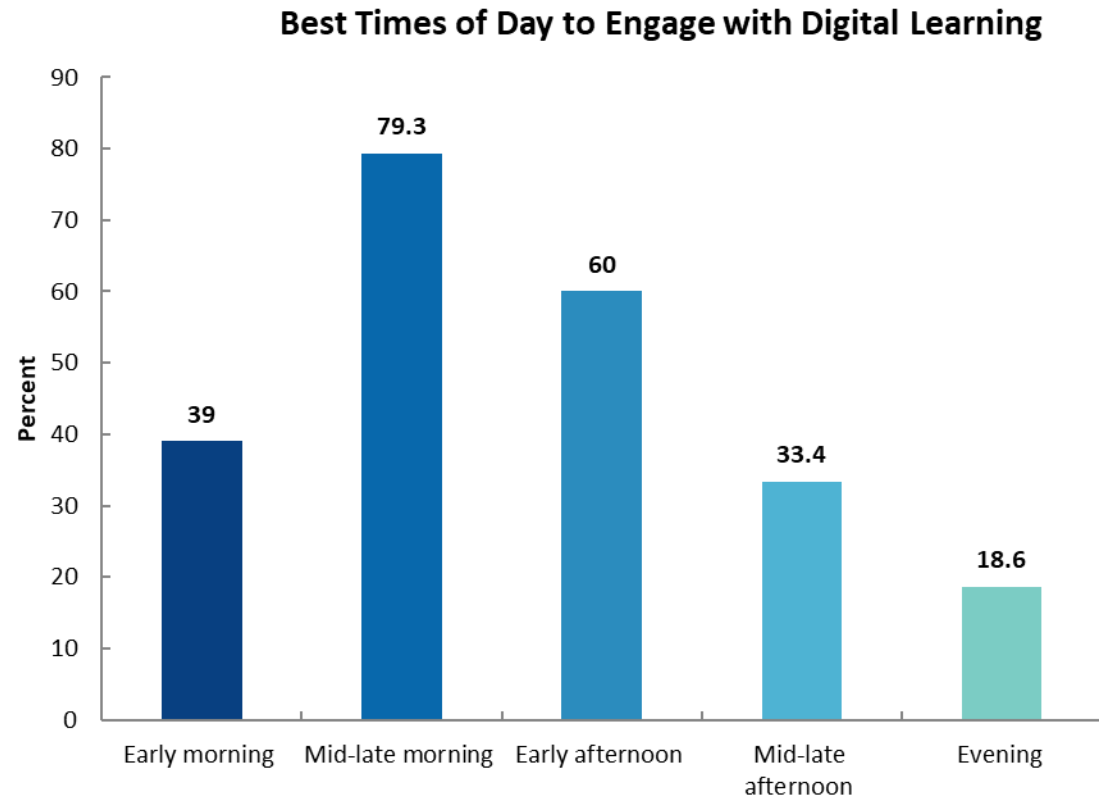
Access to Digital Content

Access to Digital Content



- The majority of respondents indicated their children access digital content through a family-owned device (77.4%).
- 97.5% of respondents indicated they had Broadband Internet Access.
- Of those without Broadband (449), 49.7% use cellular data to access digital content, 26.9% use personal wireless hot spots, and 10.4% use wireless hot spots in school parking lots.

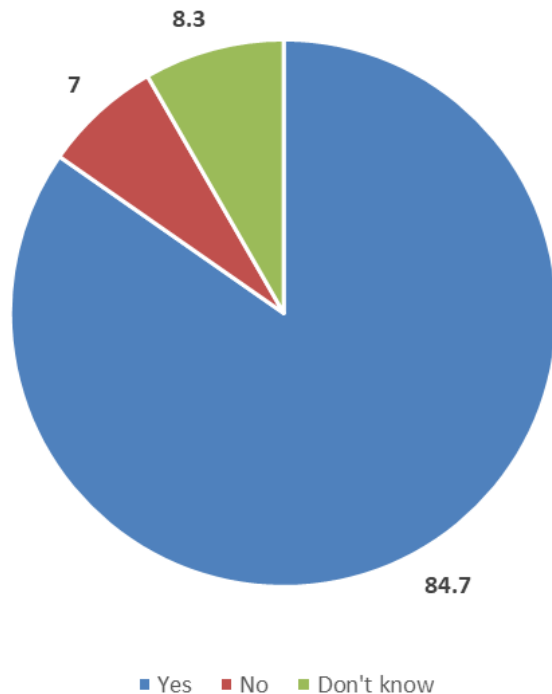
Access to Digital Content



- Respondents could choose multiple times of day.
- Mid-late morning (79.3%) and early afternoon (60%) were selected most frequently.

Face Coverings

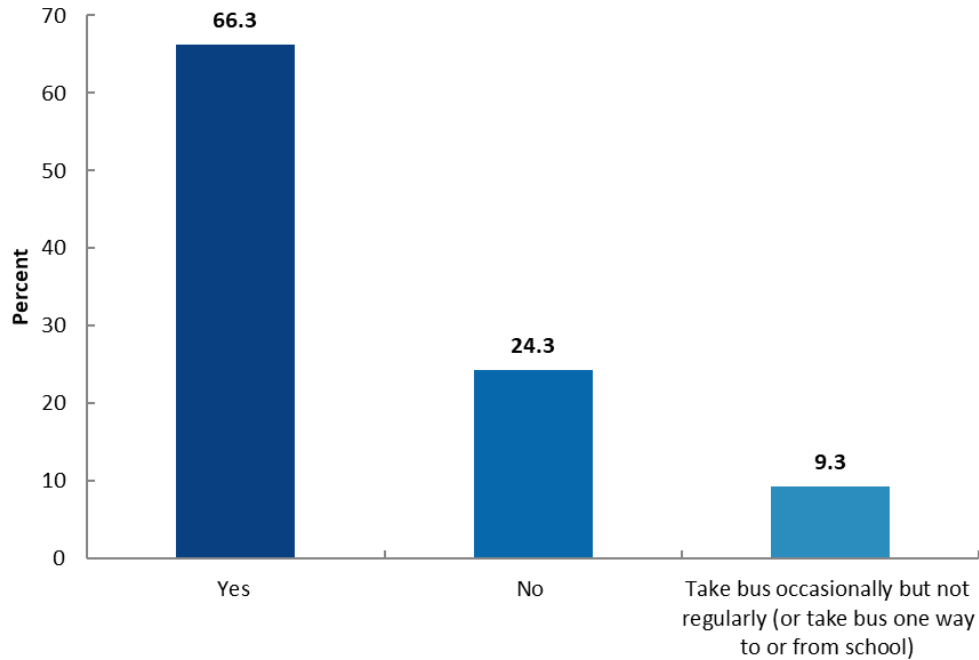
Ability to Provide Face Coverings for Students to Wear to School



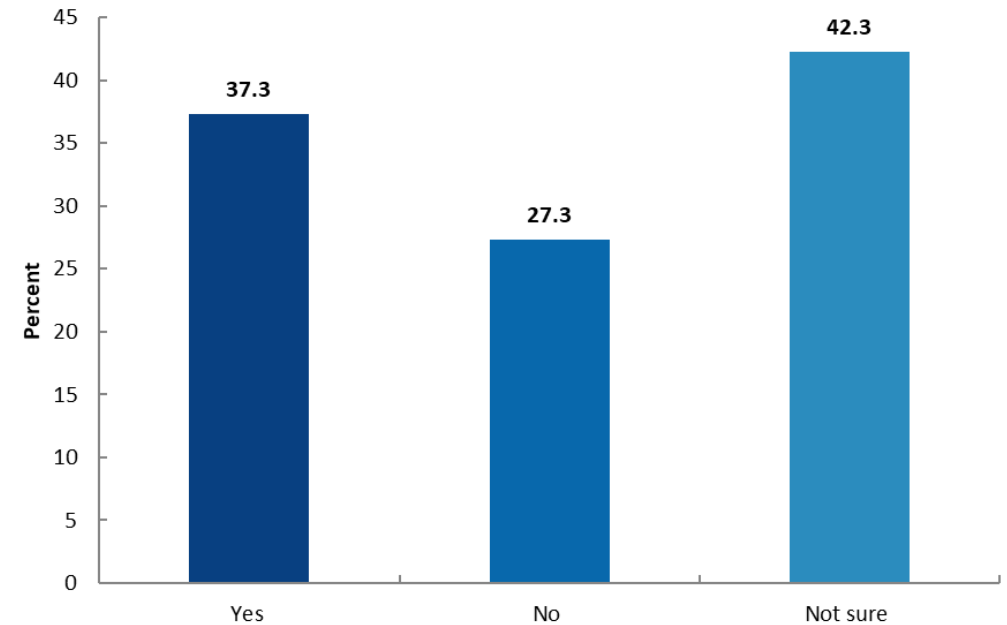
- The majority of parents (84.7%) indicated they could provide face coverings for their child/children to wear to school.

Transportation

Past Use of Bus Transportation



Percent of Parents with Past Bus Use Who Would Send Students on Bus in Phase III



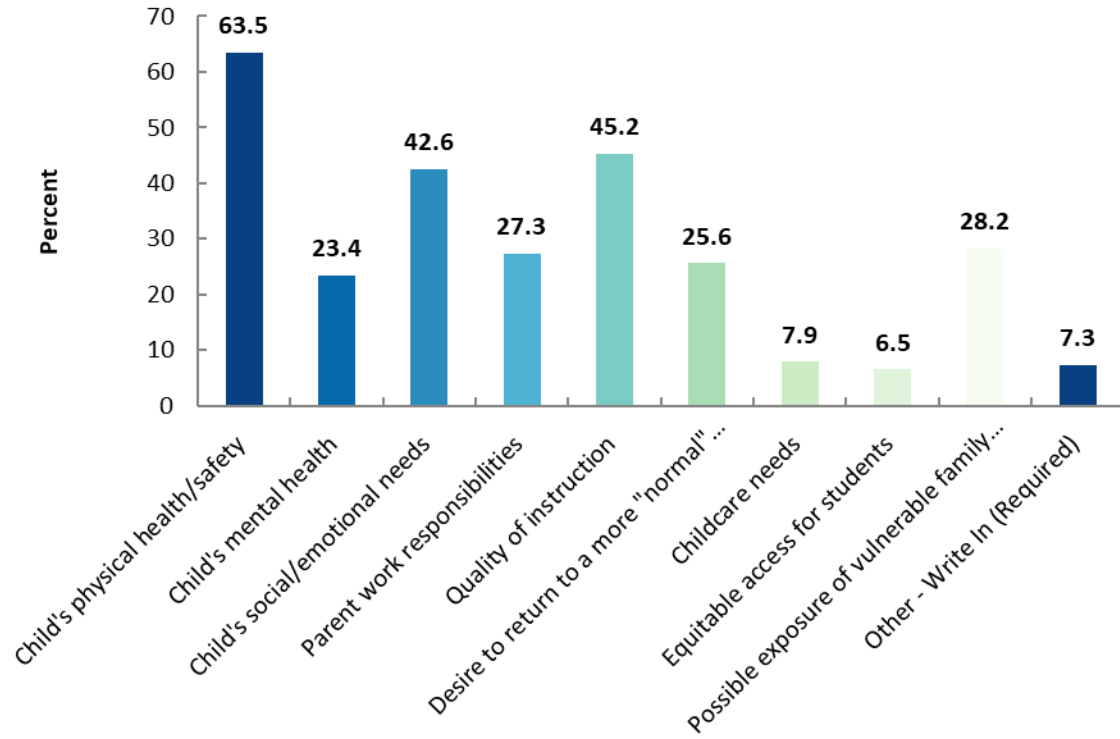
A total of 12,684 parents indicated that their students rode the bus in the past at least occasionally. Of those, 37.3% indicated they would send their students on the bus during Phase III, based on what they know about Phase III guidelines, with another 42.3% indicating they weren't sure. These percentages varied by school (25% to 52% saying Yes, and 55% to 88% saying Yes or Not Sure).

Comfort with Phase III

	Very uncomfortable	Somewhat uncomfortable	Somewhat comfortable	Very comfortable	Unsure of my comfort level at this time
Staggered schedules in which different groups of students come to school on specific days (examples include once every three or four days or two times per week, with remaining days virtual) to allow for social distancing	20.5%	14.2%	28.3%	28.9%	8.1%
AM/PM schedules in which students come to school for half-days	22.3%	15.4%	28.0%	27.2%	7.1%
Prioritized in-person learning for targeted populations (students with disabilities, English learners, younger children (PK-grade 3))	19.2%	11.7%	24.1%	29.8%	15.1%
Teachers and staff wearing face coverings	13.9%	10.0%	22.8%	48.9%	4.5%
Students wearing face coverings	22.7%	14.8%	24.3%	33.5%	4.8%
Daily health screenings of students and staff	12.9%	8.7%	22.6%	51.8%	3.9%
Beyond Phase III - School opening as in the past, without social distancing requirements (but with enhanced cleaning)	30.5%	14.6%	17.7%	30.9%	6.3%

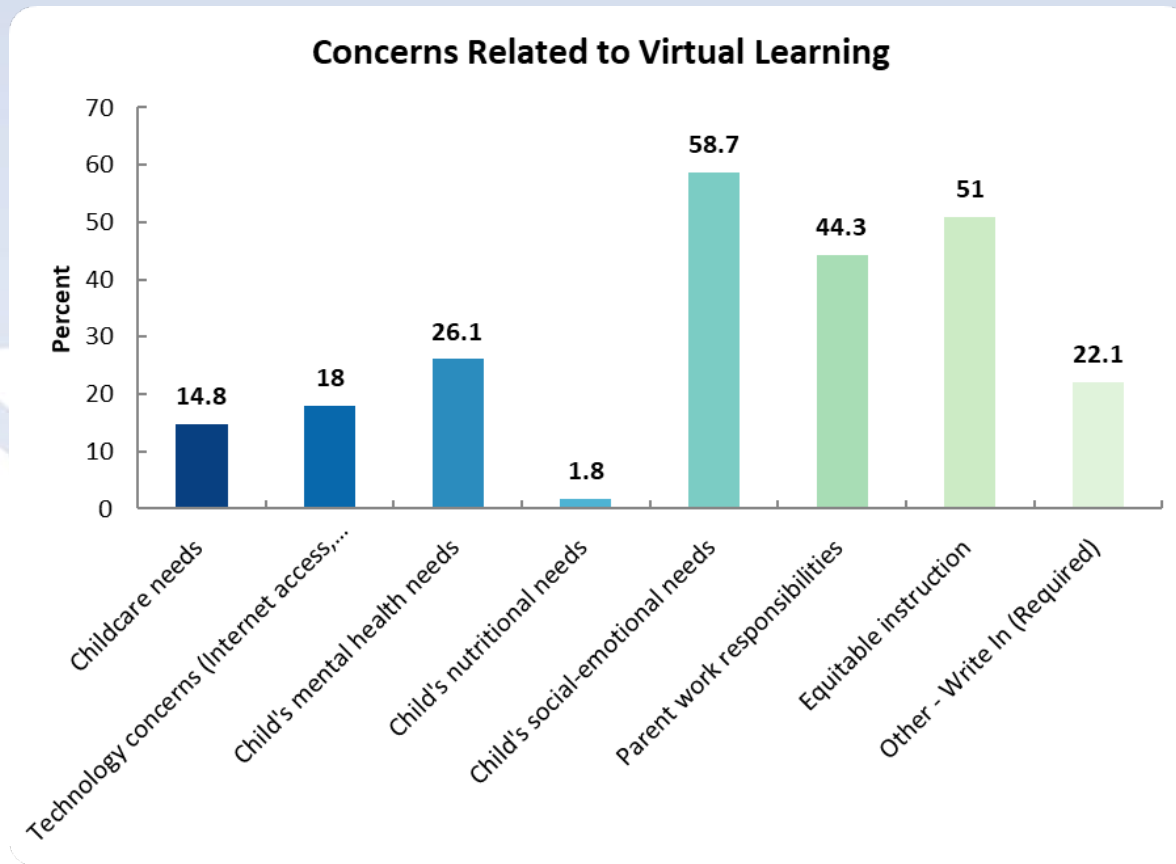
Comfort Factors for In-Person

Factors Influencing Comfort Sending Child(ren) to School



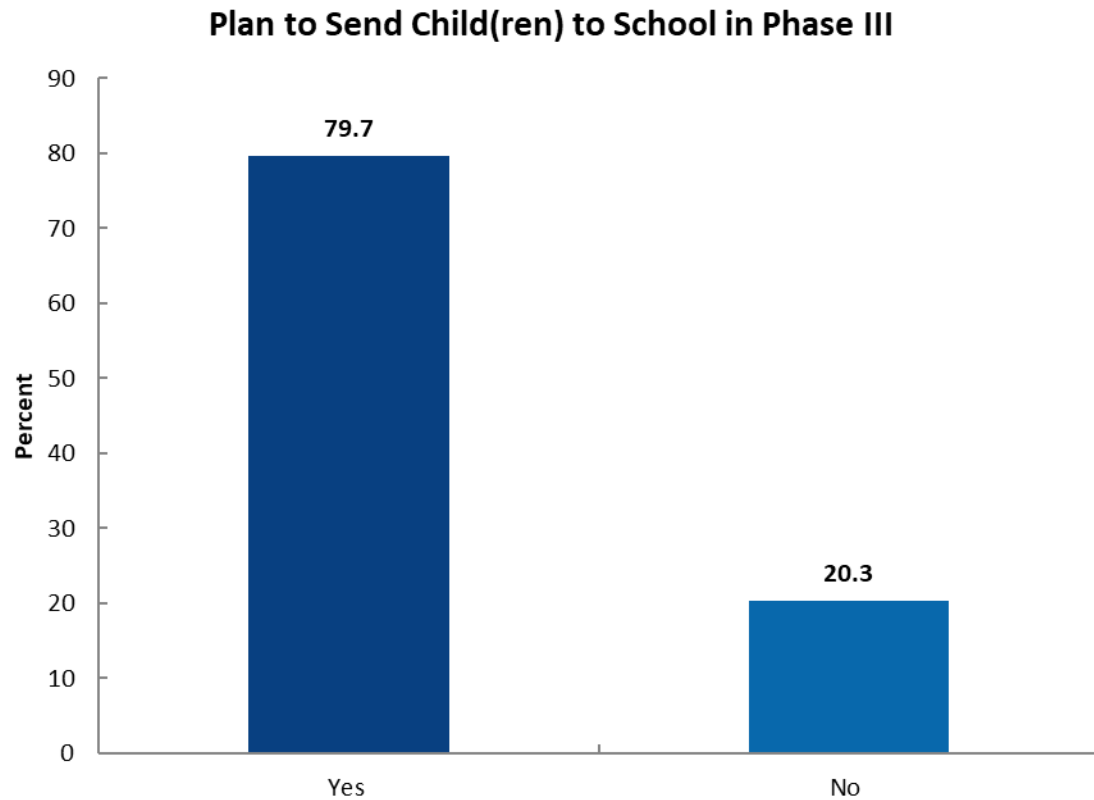
- Reasons for comfort levels varied from fear related to safety to lack of comfort with part-time schooling.
- The most commonly cited factor was child's physical health/safety (63.5%).
- In the "Other" category, many parents expressed a desire for children to return full-time to school.

Concerns with Virtual Learning



- The most common concerns were about social-emotional needs of students (58.7%) as well as equity in instruction (51.0%).
- In the “Other” category, many parents expressed concern over the quality of instruction, student engagement, and all of the above.

Sending Children in Phase III



- The majority of parent respondents (79.7%) indicated that they plan to send children to school in the fall.
- There was substantial variation across schools (50% to 100%).
- Of those answering “No,” 83.0% indicated they intended to have their children participate in virtual instruction through PWCS, with 10.9% indicating they would do homeschooling.

Variations in Responses

Question	Group Comfortable with Beyond Phase III (Return to Normal)	Group Uncomfortable with Beyond Phase III (Return to Normal)
Most Common Comfort Factors with In Person Learning	Social-emotional needs Quality of instruction Desire to return to normal	Physical health/safety of children Exposure of vulnerable family members
Most Common Concerns with Virtual Learning	Social-emotional needs Equity in instruction Parent work responsibilities	Equity in instruction Social-emotional needs Parent work responsibilities
Sending Children to School in Fall	96.5% said yes	53.2% said yes
Sending Children on Bus in Fall	49.3% said yes 21.4% said not sure	15.2% said yes 29.4% said not sure

Next Steps

- The Office of Information Technology Services is working on an enrollment form to be sent to parents through The Hub.
- The enrollment form will be sent to parents/families and will ask for decisions for each individual student based on the options approved by the Superintendent's Staff and the School Board.
- Individual student decisions will be provided to schools and departments so plans can be finalized relative to instruction, staffing, transportation, and more.
- The Office of Accountability will analyze the responses and produce a summary report.

Presentation to School Board July 8, 2020

Initial Parent/Family Survey Report

Mr. Keith Imon
Deputy Superintendent

Dr. Jennifer Coyne Cassata
Director, Office of Accountability
July 2020



Prince William County
PUBLIC SCHOOLS
Providing A World-Class Education ®