

NEOQI®

Relax

ENG

Thank you for choosing NeoQi®

Main features in NeoQi® Relax

Creativity

You can combine between several possibilities to have a small SPA.



Sensor buttons

Functions can be activated by gentle touch of a button.



Ergonomic design

Every part of cocoon is made to suit your special needs to relax.

Main features in NeoQi® Relax



Steam

cleanses the skin and improves its structure (elasticity, color), increases the receptiveness of the skin to active ingredients contained in cosmetic products.



Infrared radiation

provides deep, safe and revitalizing warming of all organs and tissues, improves the metabolism, stimulates sweating, removes toxins from the body.



LED light

represents the active energy that impacts on our psycho-emotional processes.



Bluetooth Music system

specially composed music accompaniment that has a positive impact the perception of the treatment.

Table of content

PRECONDITIONS. SET UP.

QUALITY REPORT	11
PRECONDITIONS FOR INSTALLATION	17
ELECTRIC CONNECTION	19
WATER CONNECTIONS	20
INITIAL WARM-UP SESSION	20
MAINTENANCE	21
STEAM GENERATOR CLEANING	21
OTHER TECHNICAL DETAILS	22
TERMS OF WARRANTY	23
MARKINGS ON EQUIPMENT	25
GUIDE FOR ERRORS ON SCREEN	26

INTRODUCTION. CAUTIONS.

INTRODUCTION	31
PHILOSOPHY OF NEOQI®	32
IMPORTANT CAUTIONS AND USER SAFETY INFORMATION	33
HEALTH PRECAUTIONS	34
BASIC COMPONENTS OF YOUR COCOON	38

GETTING STARTED. USING YOUR COCOON.

FUNCTIONS ON CONTROL PANEL	39
WARM-UP SESSION	39
STEAM SAUNA	41
AROMATHERAPY	42
INFRARED SAUNA	43
CHROMOTHERAPY	44
BLUETOOTH AUDIO	45

TREATMENTS. THERAPIES. AFFECTS.

STEAM SAUNA	49
AROMATHERAPY	51
INFRARED SAUNA	52
HYDROFUSION	55
CHROMOTHERAPY	56
MUSIC THERAPY	58

1

Preconditions.

Set up.

QUALITY REPORT
NeoQi® Energy Cocoon

Serial Number: _____

Pre shipment inspection

Pre usage inspection

Date: _____

Physical aspects

body surfaces _____

components _____

technical condition _____

Functional test

control panels _____

steam sauna _____

infrared sauna _____

Vichy shower _____

vibrating table _____

face fan _____

hand shower _____

MP3-player _____

LED lamps _____

Checked by: _____

Before starting to use the unit, please fill out this form and mail it back to NeoQi AS.

Ph: +372 688 9100 Fax: +372 688 9101 Add: Piirimäe 15, Tännasilma, Saku vald 76406, Estonia

NeoQi AS
Piirimäe 15, Tännassilma
76406 Saku vald
Estonia
Ph. +372 688 9100

SERVICE REQUEST

DATE:

NUMBER:

DISTRIBUTOR'S NAME:

CUSTOMER'S NAME:

Equipent's Serial Number:	Relax:
---------------------------	---------------

Date Equipment Received:

Date Equipment Delivered:

Date Equipment Started operating:

Date Problem Occurred:

Problem Report:

Person Reporting.....



NeoQi AS
Piirimäe 15, Tännassilma
76406 Saku vald
Estonia
Ph. +372 688 9100

SERVICE REQUEST

DATE:

NUMBER:

DISTRIBUTOR'S NAME:

CUSTOMER'S NAME:

Equipent's Serial Number:	Relax:
---------------------------	---------------

Date Equipment Received:

Date Equipment Delivered:

Date Equipment Started operating:

Date Problem Occurred:

Problem Report:

Person Reporting.....

Preconditions for Installation

Room

Equipment is designed for use in indoor conditions.

The room, where the equipment is used should be moisture proof. Ventilation is recommended, as in the working regime the machine creates humidity.

It is recommended to have a general drain on the floor.

Doors must be wide at least 80 cm.

Power

Power cord material at least **3 x 2,5 mm²** copper crosscut.

Power cord should be connected into the moisture proof junction box which is located on the equipment frame.

Maximum power consumption for equipment at a time is **3,7kW**.

Protective device current in front of equipment feeder not less than **16A**

Water

WATER CONNECTION

- Water pressure hose is required (hot or cold water) with one ending being ½ threaded.
- Length of hoses depend upon the distance from the water inlets.
- Water inlet is needed for steam generator.

DRAINAGE

- Drainage connection on the floor should be Ø 50 mm;
- Water drainage hose should be of Ø 50 mm
- Length of drainage hose depending on the distance from drainage opening on the ground.

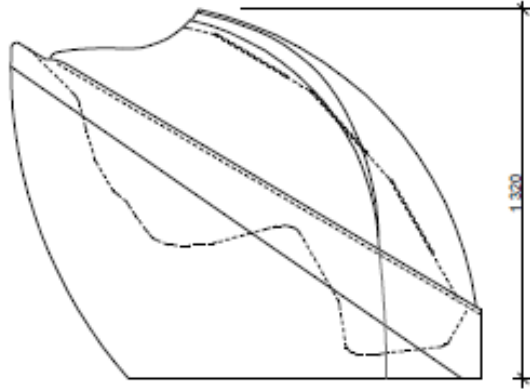


Figure 1

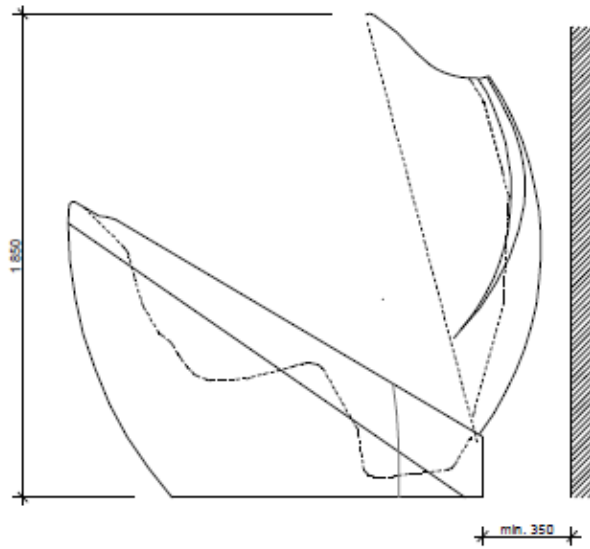


Figure 2

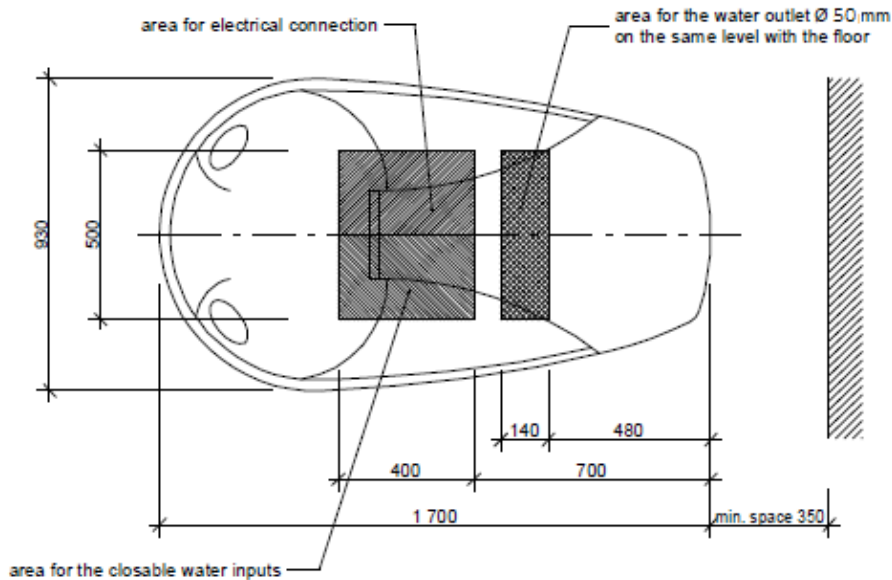


Figure 3

Electric Connection

Electric installations of NeoQi® Harmony equipment should be carried out by qualified specialists or official representative of NeoQi® AS.

NeoQi® Relax is CLASS 1 EQUIPMENT in which protection against electric shock does not rely on BASIC INSULATION only, but which includes an additional safety precaution, which implies that the EQUIPMENT must be connected to a protective earth conductor in a fixed wiring, in such a way that accessible metal parts

cannot become live in the event of a failure of the basic insulation.

NeoQi® Relax belongs to the group of TYPE B EQUIPMENT, which provides a degree of protection against electric shock, which implies:

- allowable leakage current (10 mA);
- reliability of the protective earth connection.

NeoQi® Relax cannot be used if the air contains FLAMMABLE ANAESTHETIC MIXTURE WITH AIR or WITH OXYGEN OR NITROUS OXIDE.

Water Connections

The installation of warm and cold water inlets and drainage connections of NeoQi® Harmony equipment should be carried out by qualified specialist or official representative of NeoQi® AS.

For proper functioning of the equipment only clean tap water should be used. In case the tap water contains high percentage of abrasive substances or rust, it is recommended to install a water filter.

Initial Warm-Up Session

Turn on the device by pressing main ON/OFF button.

Close the hood of the equipment and switch on the steam sauna (**STEAM**) function from the upper control panel. The following icon will appear on the screen in a small frame.



Select the maximum steam temperature by pressing +/- buttons until the steam icon appears in the frame. Set temperature to 48°. The timer will automatically set itself to 30 minutes.

After the steam session has stopped, switch on the infrared sauna (**INFRARED**) function

from upper control panel. The following icon will appear on the screen in a small frame.



Select the maximum infrared temperature by pressing +/- buttons until display shows 50° C. The timer will automatically set itself to 30 minutes.

Now the equipment is ready to use. In case any of the functions will not operate please contact the local dealer.

Maintenance

Regular maintenance for certain parts is essential for long life and faultless functioning of the equipment. Routine maintenance ensuring safe operation includes cleaning, disinfection and visual control of general condition of the equipment.

Routine maintenance consists of cleaning the water system of the bath and the steam generator of the cocoon.

NB! Before using the equipment and composing the maintenance plan, the general quality and hardness of the water must be assessed.

In case of low quality water (high contents of limestone, iron, abrasive particles etc.), the installation of an appropriate water filter is required. The frequency of cleaning the steam generator is directly dependent on the hardness of water.

The warranty will be voided if maintenance is carried out non-systematically and only upon necessity.

Try to avoid scratching the acrylic surface with hard elements (sand, jewelry, accessories, etc.). Do not drop heavy and hard objects on the surface of the device.

Steam Generator Cleaning

In order to compose the maintenance plan for the steam generator cleaning, the general quality and hardness of the water must be assessed. We recommend performing a Vital Easytest.

TOTAL HARDNESS	GERMAN	WATER CHARACTERISTICS	SERVICE SCHEDULE
< 5TH	<3° dH	Very soft water	After every 500 work hours
>7 TH	>4° dH	Soft water	After every 150 work hours
>12TH	>7° dH	Semi hard water	After every 50 work hours
>25TH	>14° dH	Hard water	Aster every 15 wotk hours
>35TH	>21° dH	Very hard water	Install water filter

Other Technical Details

The fuse rating utilized in the main external power supply circuit of stationary installed equipment:
Circuit breakers 20A

Used equipment cannot be transported or stored below 0 degrees C.

Terms of Warranty

NeoQi® energy cocoon is warranted to be free from defects in material or workmanship for parts and labor. The equipment warranty period is calculated from the date of issue of the commercial

invoice, for a period of 1 (one) year. The warranty for the spare parts, replaced during repairs under warranty, is valid until the end of the warranty period of the equipment itself.

- The basis for the warranty is a correctly filled warranty blank or a commercial invoice.
- The warranty applies only to the repair and replacement of defective components and does not apply to any other direct or indirect expenses or damage, caused by a defect or malfunction of the equipment.
- The warranty is valid if the equipment was regularly serviced (see service chapter in the user manual) and used according to the manufacturer's instructions as given in the user manual
- In the event of an unjustified service call, the transport charges are paid by the client.

The warranty does not apply in the following cases:

- In case the purchase documents are missing.
- Improper or negligent use of the equipment (see the service manual of the specific model); normal wear and tear; damage and defects, inflicted during an inappropriate connection of the equipment to the water and power supply, drainage and ventilation, as well as the installation of the equipment into the room
- Damage/malfunction, caused by the low quality of the water being used (for example limestone, abrasive particles, iron etc.)
- Mechanical damage (for example, infrared lamps), caused by improper handling while transporting and/or using the equipment
- Direct and/or indirect damages and/or expenses caused by voluntary/involuntary actions or inactions of the client (for example, not installing a water filter to achieve an adequate quality of water).
- A repair, disassembly and/or modification attempt carried out by unqualified personnel, other than qualified NeoQi® or its distributor representative.
- Causes independent of the manufacturer (vandalism, lightning, flood, fire, voltage surges and spikes, short circuit, freezing etc.)
- In case abrasive heavy-duty cleaning agents have been used, as well as substances that can chemically damage acrylic and polycarbonate parts.

The warranty does not apply to the following components and works

- Warranty works exclude:
 - o The cost of transport to the equipment/site.
 - o Elimination of damage to the equipment that has suffered from drainage, power and water supply breakdowns.
 - o Works related to clearing the space for a working area (0.5 meters around the equipment).
 - o Connecting necessary service lines to the equipment.
- Repairs of minor damage (for example, scratches), which do not influence the functionality of the equipment.
- Expendable materials (such as the steam generator, the quartz infrared tubes, filters, showerheads, pressure hoses etc.)
- Repairing damage inflicted by means of transportation not belonging to the manufacturer.
- Repairing damage caused by improper handling and/or storing by the customer.
- The cost of works and components related to the ordinary use and normal wear of the equipment:
 - o Regular cleaning of the steam generator, replacement of heating elements.
 - o Everyday maintenance, cleaning of the device.
 - o Replacement or cleaning of the drainage pipe.
- Eliminating defects and malfunctions caused by ignoring the installation requirements and user manual instructions.
- Equipment maintenance (cleaning, setting, servicing etc.) that are listed in the user manual.

Any other claims, in particular, claims for compensation for any damage not applicable to the appliance itself or that have arisen as a consequence of an excessively delayed repair work or replacement parts delivery, are not accepted.

Markings on Equipment

All products of NeoQi® comply with the requirements of the European Union.

1. CLASS

EQUIPMENT in which protection against electric shock does not rely on BASIC INSULATION only, but which includes an additional safety precaution. EQUIPMENT must be connected to the protective earth conductor in the fixed wiring of the installation in such a way that accessible metal parts cannot become live in the event of a failure of the basic insulation.

2. Type B

NeoQi® Harmony Mediq belongs to the group of TYPE B EQUIPMENT, which provides a degree of protection against electric shock, which implies:
allowable leakage current (10 mA);
reliability of the protective earth connection.

3. IPX5

According to the degree of protection against harmful ingress in the water the equipment provides protection against WATER JETS.
Marking is located on the bearing aluminum frame on the underside of the equipment.

4. Certificate of Conformity

The CE Marking indicates conformity of the equipment with Directive 2006/95/CE and 2004/108/CE



5. ATTENTION: Examine the attached documentation!

Marking located on the cover of the equipment

Guide for ERRORS on Screen

If the screen of your cocoon displays error message and you can hear unusual sounds, this indicates a failure in operation system. In general such problems relate to failure of steam generator. It should be noted that regular maintenance of equipment preclude such malfunction.

CONTROL PANEL IS BLIND

Problem:

You are trying to turn on the equipment, but ON/OFF power switch does not respond.

Solution:

Reset main power supply of all device. Wait for 10 seconds and put machine back into circuit.

ERROR 1

Problem:

On the screen displayed as E1. This is a malfunction of temperature sensor. If sensor breaks out or happens short circuit then you see E1 on the screen. At the same time you can hear a sound: "Du, Du, Du ...". Control panel buttons doesn't work.

Solution:

Disconnect and reconnect the device. If the problem persists, turn off the main power supply line of the device and replace the temperature sensor.

ERROR 2

Problem:

On the screen displayed as E2. This is alert from water level sensor in steam generator. This error appears 60 seconds after the activation of steam function. On the screen you can see E2, you hear a sound: "Du, Du, Du ..." and control panel does not respond. Problem appears if there is no water in steam generator, water level is too low or water level sensor is dirty.

Solution:

Ensure that steam generator filling is working. Whether water supply is connected to the device? Perform steam generator cleaning - water level sensor may be dirty and may not provide a signal of the level of water. If everything is well with the water supply and there is no respond, check the steam generator data cable, perhaps any of the contacts of the water level sensor cables are eased.

ERROR 3

Problem:

On the screen is displayed as E3. This alarm is connected to a water level sensor error (E2). If the signal E2 was present on the screen for more than 2 minutes, the display will signal E3. You will hear a sound: "Du, Du, Du ..." and control panel does not respond.

Solution:

Ensure that steam generator filling is working. Whether water supply is connected to the device? Perform steam generator cleaning - water level sensor may be dirty and may not provide a signal of the level of water. If everything is well with the water supply and there is no respond, check the steam generator data cable, perhaps any of the contacts of the water level sensor cables are eased.

ERROR 5

Problem:

On the screen is displayed as E5. This alarm appears in case of overheating of the steam generator heating element – over 108°C. When there is no water inside the steam generator, heating element will be protected from overheating. You will hear a sound: "Du, Du, Du ..." and control panel does not respond.

Solution:

Stop the performance of function, wait until the heater has slightly cooled. Check the water supply to the steam generator, it might be without the water.

ERROR 6

Problem:

On the screen is displayed as E6. This occurs when water cannot leave the steam generator after the steam treatment. There is E6 on the screen, you hear a sound: "Du, Du, Du ..." and control panel does not respond.

Solution:

Disconnect the device from main power supply. Check the drain valve, it may be stuck inside the socket or does not receive required voltage of 12V.

2

Introduction.

Cautions.

Introduction

Congratulations! You are now the owner of the newest addition and innovation of NeoQi® SPA equipment - the energy cocoon Harmony Relax.

NeoQi® methods are inspired by ancient philosophy and life science, thanks to which NeoQi® energy cocoons allow you to restore the balance of your body.

NeoQi® energy cocoons offer a wide variety of therapeutic treatments that are suitable for different personal needs and are tailored to resolve specific problem encountered by each client. NeoQi® energy cocoons respond to new demands on the market by combining treatments with a total wellness approach.

NeoQi® treatments are aimed at providing all around holistic treatment. This method does not only address beauty, but also well-being and complete body relaxation. It is inspired by energy treatments that eliminate muscular and vascular tension and release vital energies (circulatory, drainage, nutritive).

NeoQi® energy cocoons are top class multifunctional machines, which simultaneously perform a number of combined functions that help to:

- reduce stress by establishing balance
- stimulate senses to cause you to feel healthy and relaxed,

- prevent and treat illness
- regulate metabolism, balance your weight
- integrate mind/body and spirit

The NeoQi® Mediq energy cocoon features the following unique combination of functions in one single piece of equipment:

- Steam sauna
- Infrared sauna
- Aromatherapy feature
- MP3 Music system

NeoQi® energy cocoons promote rejuvenation, longevity and all around wellbeing. The therapies are suitable for men and women, of all ages and fitness levels.

NeoQi® energy cocoons have been developed with the highest criteria concerning quality and safety. Use this product only for its intended use as described in the current manual. NeoQi® Harmony Mediq equipment must be used in accordance with the operating instructions.

In order for us to provide better service, please record the model and serial number in the space provided below. The number can be found on the backside of the equipment cover. Kindly provide these numbers whenever you call to the customer service or contact your dealer.

Philosophy of NeoQi®

The invisible life energy - **Qi** flows through everything in life. It is the vitality, breath, and essential animating life force of the universe.

The free energy flow will make you feel vibrant, stay fit and healthy - both mentally and physically. You feel invigorated in every moment of your life.

However, if the energy becomes stagnant or blocked, erratic and undisciplined (due to an unhealthy lifestyle or weakness in an interior organ) you will most likely fall ill. Blocked or inhibited Qi causes dysfunction in the body's internal organ systems.

We humans are able to detect imbalances in ourselves and take steps to redress them - without the need to seek professional help. This will become the ultimate form of preventative medicine, gently healing emotional trauma. We will be able to uncover the psycho-spiritual traumas, which underlie much of modern illnesses, before they become a physiological problem.

NeoQi® therapies help you to replenish and free the circulation of Qi, restore health and to find new life energy. Each session produces sensations and feelings of well-being, relaxation and calmness. Mental fitness is improved through reduction of stress.

NeoQi® energy cocoons also benefit healthy people, being a powerful tool for preventative medicine, allowing to maintain health, as well as improve it.

NeoQi® energy cocoons - the unique sensation you can experience in your own privacy, in a safe, comfortable, calming environment.

NeoQi® helps you maintain your inner balance.

Understanding and accepting the energy will become natural part of our everyday life. Once you can sense vital energy, you can begin to work with it - helping to move it in the most beneficial way.

The energy secret lies in exploring and enhancing your physical, emotional and spiritual energy.

As our lives become ever more demanding, we all have to make the choice. We can turn our backs on the energy equation and just get by, or we can tap into the infinite possibilities of the energy and start to live our lives on a whole new dimension.

NeoQi® treatments offer a step towards the understanding of the energy concept.

Choosing to live with the knowledge of energy concept is to tap into an endless source of personal power and joy.

It is a lifestyle choice of the new millennium - affecting every area of daily life in the deepest possible way.

Important Cautions and User Safety Information

When operating this system, the following procedures must always be followed:

IMPORTANT: Read carefully the Section 2 of this manual - "General Instructions and Health Precautions" - to avoid any health risk or adverse effects of using the cocoon!



WARNING:

Do not stay in a high temperature sauna or in a very hot bath for too long. First time users should get accustomed to the system, prior to experiencing longer sessions.

For hygienic reasons, all bathers should shower and thoroughly wash their body prior to use of the system.

To reduce the risk of injury, do not allow children, the elderly or mentally/physically challenged persons to use this system without close supervision by qualified personnel at all times.

Safety, reliability and performance of the NeoQi® equipment can be guaranteed only if:

The installation and other actions, including modifications and repairs are performed by qualified specialists or official representatives of NeoQi® AS.

The installation is carried out in accordance with the applicable rules and regulations listed in the part "Preconditions for installation" of the current manual.

Do not use the equipment if the power cord is damaged, if it is not functioning properly, if it has been dropped or damaged. Contact NeoQi® AS service center for inspection and repair.

Avoid the contact of the power cord with hot surfaces.

Use only clean tap water.

Do not insert any objects into the openings of the equipment.

Prolonged immersion in a hot sauna or bath might induce hyperthermia.

Individuals in a state of alcohol or drug intoxication are forbidden from using the system, as it significantly increases the risk of fatal hypothermia.

People with an adverse medical history or using medication should consult their physician before using this system.

Pregnant or possibly pregnant women should consult their physician before using this system.

Health Precautions

Treatments in NeoQi® energy cocoon are contraindicated in the cases mentioned below:

- Acute trauma, inflammation
- Fever
- Acute inflammatory and allergic skin disease, wounds
- Cardiovascular insufficiencies, heart disease, hypertension
- Impaired circulation
- Bleeding diatheses
- Advanced diabetes, esp. Type I
- Oedema
- Large scars
- Impaired sensation
- Malignancy
- Cognitive or communication deficits that hinder reporting discomfort, pain
- Pregnancy

Please consult with your physician whenever uncertain about any condition or response.

!! Post treatment rest period –

Treatments involving heating the body must be followed by a rest period with a duration of at least half an hour, in order to enable the body to get back to a normal temperature.

!! Should any condition get worse, stop using the NeoQi® cocoon immediately.

Cardiovascular insufficiencies, heart disease - Hot and cold applications that increase the heart rate and pressure are contraindicated, as it may overload an already weakened heart.

Hypertension (High blood pressure) - Hot and cold applications that increase the heart rate are contraindicated due to overload of the heart.

Cancer – Treatments for clients with cancer should be carried out with caution. It is strongly recommended that you work with a client only with the consent of his physician.

Haemophiliacs and anyone predisposed to haemorrhage should avoid any type of hot and cold treatments, caused vasodilation increases the risk of bleeding.

Reduced sensitivity - Any state with reduced sensitivity is a contraindication for a treatment, as the client is not be able to feel if the skin is too cold or too hot.

Weakness – Heat therapy may be contraindicated for a client who is feeling weakness as a treatment may worsen the condition.

Anaemia - Hot body treatments can increase cellular oxygen demand, which cannot be satisfied with anemia.

Skin lesions – Treatment is contraindicated in case of damaged skin or other irritation that may be exacerbated.

Such skin lesions as pustules, papules, infected blisters may rupture due to increased vasodilatation and are contraindicated.

Pregnancy - Full body hot treatments are contraindicated for pregnant woman, as they may be associated with occurrence of birth defects. This contraindicates the use of steady temperature hot full body baths, saunas, as well as local applications of heat to the abdomen.

If you are pregnant or suspect that you might be, stop using the sauna.

Connection between visiting saunas at low temperature with birth defects has not yet been proven.

Peripheral vascular disease – Underwater massage is contraindicated for venous disorders, thrombosis and varicose veins. Clients suffering from arteriosclerosis may have weakened or blocked arteries. Thermal procedures improve tissue metabolism and oxygen demand, therefore thermal treatments are contraindicated.

Pulse - Heart rate should not exceed 140 beats per minute as it may overload the heart. Heart rate can be controlled on the inner surface of the wrist.

Diabetes - Advanced diabetes, especially Type I (juvenile diabetes) may reduce the ability of the patient to feel the tissue damages, especially in the lower extremities. Vascular damage, that is a consequence of this disease, reduces blood flow to damaged tissues. Overheating of these areas is contraindicated. Please consult your physician.

Skin sensitivity – Cold water applications are contraindicated for clients who have previously suffered from frostbite, who have hypersensitivity to cold due to Raynaud's disease or have other conditions such as low blood pressure.

Hypothyroidism - Cold water applications are contraindicated for clients with hypothyroidism, since it slows down the primary metabolism.

Kidney problems - Cold is contraindicated in case of kidney malfunction or disease.

Inflammation - Heat applications are contraindicated in acute conditions of inflammation such as bursitis, arthritis, tendonitis, sprains and strains.

Intense heating is strictly contraindicated in cases of **localized infections** whether dental, joint or any other case.

If you have recently had **an injury (or acute) infection** of the joint, it must not be heated during the first 48 hours after the trauma or as long as the fever and swelling subside. When intense heating of any kind is applied in case of chronic inflammation of the joints, possible painful reactions may occur.

It is not recommended to increase the temperature of the body for people with adrenal gland dysfunction, systemic lupus erythematosus, or multiple sclerosis.

Metal pins, rods, artificial joints or any other surgical implants generally reflect infrared rays and thus are not heated by this system. Stop using infrared function if you feel pain in the area of the implant.

Silicone absorbs infrared energy. Nose or ear silicone implants or prostheses may be heated up by infrared rays. Though, since silicone melts at the temperature above 200 °C, infrared sauna of NeoQi® does not damage it. Before using the system, it is recommended to consult with your physician.

!! Do not attempt to treat any disease with the help of an infrared sauna capsule NeoQi® independently, without supervision or without the help of a certified physician.

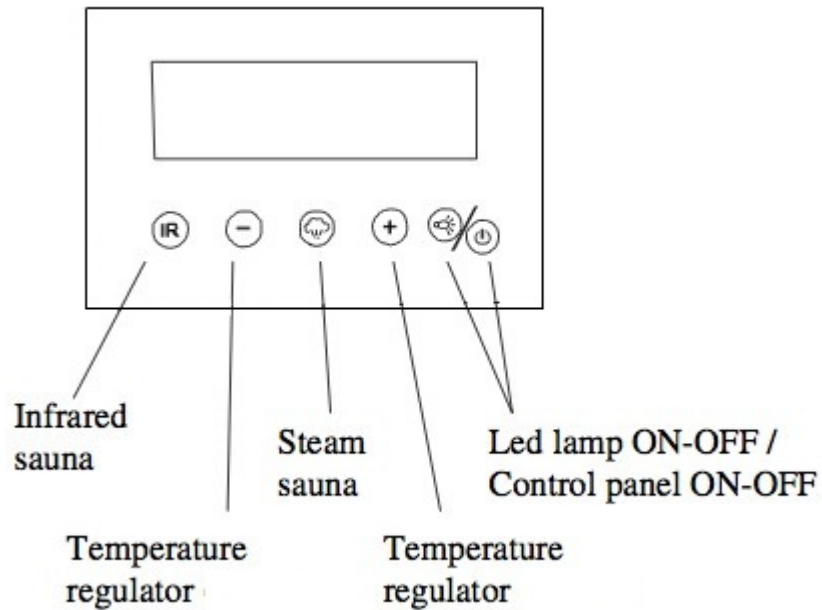
!! Do not attempt to treat any disease independently with the NeoQi® energy cocoon infrared sauna without supervision or without the help of a certified physician.

3

Getting Started.
Using Your Cocoon.

Basic Components of Your Cocoon

NeoQi® Relax energy cocoon is operated by digital control panel, located on the cocoon hood, right in front of the sight when sitting in a closed cocoon. It operates all features of equipment: steam and infra red sauna, chromotherapy.



FUNCTIONS ON CONTROL PANEL

Warm-up session

Before the treatment:

First switch the machine ON using the ON/OFF button on the Control Panel.



IMPORTANT: All functions of the device can be switched off by pressing the ON/OFF button.

Client must be informed of the location and operation of the ON/OFF button prior to activating any functions!!

Prior to the use of the steam sauna, aromatherapy products and infrared sauna you need to warm up the upper part of the equipment, thus ensuring the maximum level of comfort for the client from the very beginning of the treatments.

Now switch on the steam function (**STEAM**) on the control panel A (see figure above) and select the desired temperature. It takes approximately 10 minutes to preheat the sauna. When the temperature has reached 39°C – the sauna is ready for use. The NeoQi® energy cocoon will automatically maintain this temperature level. Temperature can be modified throughout the session.

For hygienic reasons, all bathers should shower and thoroughly wash their bodies

prior to using the system and wear disposable underwear during the session.

Consider the specific needs of your client and confirm the plan of the treatment session with the client.

During the treatment:

After the warm-up cycle has been completed, the cocoon's hood can be opened and the client may lie down onto the vibrating table. The cocoon's hood should be closed slowly and carefully. **IMPORTANT: Safety precautions must be followed when placing client into the cocoon, especially when opening and closing the cocoon's hood:**

The energy cocoon should be operated at all times either in fully opened (hood is resting fully back against the hinge stops) or fully closed position.

Once the client is comfortably positioned on the vibrating table, the cocoon's hood can be slowly and carefully lowered, making sure that the head, arms and legs of the client completely fit within the energy cocoon. Never leave the cocoon's hood in a partially open or closed position!

Please remind the customer that during the treatment it is possible to lie on the back (supine), abdomen (prone) or on one side.

Now you can turn on the necessary features to start the treatment in a NeoQi® energy cocoon.

We strongly recommend that you start with sessions with lower temperatures and after the body gets used to the heat, it can be increased.



WARNING: Be careful with the steam jets! Do not place your legs on or too near steam outlet!

After the treatment:

After the treatment, offer your customers refreshments – clean water or herbal tea. Remind to your client that after thermal treatments body needs some rest for at least half an hour, in order to allow it to return to a normal temperature level. Therefore the post-treatment rest period is especially important during the cold season to reduce the risk of catching a cold.

Steam Sauna

NB! Do not fill the tub more than 15 cm prior to the steam sauna session. Hydromassage functions do not work at the same time as steam sauna function!

After the warm-up cycle, the cocoon's hood can be opened and you can lie into the bath. Place a special piece of cloth to opened area near the client's head. The Neck Cloth will prevent excessive steam escaping from the cocoon during treatment.

Neck Cloth is available in NeoQi® supporting products range.


To activate steam function, press on the **STEAM** button on the Control Panel A.



Steam indicator will appear on the screen surrounded by a circle (steam will be generated within few minutes).

To select desirable temperature, press the +/- buttons on control panel A, while steam indicator is surrounded by a circle. You can see the temperature on the display.



 **WARNING: Be careful with the steam jets! Do not place your legs on or too near steam outlet!**

The NeoQi® energy cocoon will automatically maintain this temperature level. Temperature can be modified throughout the session. For that, you must hold your finger for at least 2 seconds on the **STEAM** button, steam indicator will be surrounded by a circle and you can adjust the temperature by pressing the +/- buttons.

The temperature must be selected according to the individual needs of each person and we recommend to use lower temperature settings for the first sessions. The most commonly used temperature is between 38-42°C.

It is important to choose appropriate temperature to ensure that you will not harm yourself with too hot heat.

If you open the hood of the cocoon during the session, the steam function will remain on. We recommend to stop the function before opening the hood.

To turn off the function, press the **STEAM** button.

Aromatherapy

Fill the special container attached on the steam nozzle with the desired water-soluble aroma emulsion. During the steam sauna session aroma from container will evenly spread inside of the energy cocoon.

After the session, rinse the container with water.

Aromatherapy can be achieved only together with the steam function on.

Do not touch steam nozzle and aroma container during the activated steam sauna function and shortly after the treatment - hot surface can burn your skin.



WARNING:

Please do not use concentrated 100% synthetic aroma liquids for the aromatherapy. They can seriously damage the acrylic surface of your device.

You can use water soluble aroma emulsions.

If you have any questions, please contact your local NeoQi® distributor.

The manufacturer's warranty does not cover acrylic surface damages caused by improper use of synthetic aroma liquids.

Infrared Sauna



WARNING! Do not let water contact the IR heating element – it can damage the lamp.

After the warm-up cycle, the cocoon's hood can be opened and you can lie into the bath. Place a special piece of cloth to opened area near the client's head. The Neck Cloth will prevent excessive steam escaping from the cocoon during treatment.

Neck Cloth is available in NeoQi® supporting products range.

To activate Infrared sauna function, press on the **INFRARED** button on the Control Panel A.



Infrared indicator will appear on the screen surrounded by a circle. (You will feel heat after few minutes).

To select desirable temperature, press the +/- buttons on control panel A, while the infrared indicator is surrounded by a circle. You will see the temperature on the display.

NeoQi® energy cocoon will automatically maintain this temperature level. Temperature can be modified throughout the session. For that, you must hold your finger for at least 2 seconds on the **INFRARED** button, infrared indicator will be surrounded by a circle and you can adjust the temperature by pressing the +/- buttons.

The temperature must be selected according to the individual needs of each person and we recommend to use a lower temperature setting for the first sessions. The most commonly used temperature is between 38-42°C.

It is important to choose appropriate temperature to ensure that you will not harm yourself with too hot heat.

If you open the hood of cocoon during the session, the infrared function will remain on.

NB! Infrared function must be turned off when opening the hood!

To turn off the function, press the **INFRARED** button.

Chromotherapy

To activate chromotherapy function, press on the **CHROMOTHERAPY** button on the Control Panel A.



Chromotherapy indicator will appear on the screen surrounded by a circle. (You will see the LED lights shining).

The chromotherapy will automatically activate the first program – a soft change between all the colors present in the device.

If you wish to select only one specific color, you have to press the CHROMOTHERAPY button several times, until you see desired color.

To turn OFF the function, press the **CHROMOTHERAPY** button.

The order of the colors in the chromotherapy function:

1. Soft continuous shift between all of the colors.
2. Red
3. Green
4. Blue
5. Yellow
6. Indigo
7. Orange
8. Violet
9. White

BLUETOOTH AUDIO

To use built-in Bluetooth audio, you can use your phone or any other transmitter device with Bluetooth support.

Here is the simple instruction how to pair your phone with built-in Bluetooth.

1. Please go to your phone settings and enter the Bluetooth section



2.Enable Bluetooth and start to search device (It should find the SANWU Audio device)



4. Click connect/pair to SANWU Audio device



Now your phone is paired with built-in Bluetooth and you can transmit your music from the phone to the Cocoon.

4

Treatments.

Therapies.

Affects.

Steam Sauna

Hippocrates, the founder of Western medicine more than two-thousand years ago said, "Give me the power to create a fever, and I shall cure any disease."

Although often misunderstood as a symptom of disease, fever actually is a part of the body's natural healing response. Steam baths, sauna, and other heat-inducing treatments elicit similar healing responses in the body, and consequently are often called "artificial fevers".

During a fever, the functioning of the immune system is stimulated, while the growth of bacteria and viruses is forced to slow down. The production of white blood cells, the primary agents of the immune system, is increased, as is the rate of their release into the blood stream. Apart from stimulating the immune system, the fever slows down the proliferation of invading organisms by creating an inhospitable environment, and is thought as one of the most effective and painless detoxifying treatments available.

According to the classical Ayurvedic texts, for maximal results, a steam bath should be taken with aromas of natural herbs and while keeping the head cool and the body supine. Just as it is in NeoQi® energy cocoons.

Heat speeds up the chemical processes in the body, making steam and sauna bathing one of the simplest and most comfortable

ways to rid the body of accumulated toxins. As the pores open up and the millions of sweat glands start to excrete, the body rids itself of metabolic and other waste products. Sweat contains almost the same elements as urine, and for this reason, the skin is sometimes called the third kidney. It is estimated that as much as 30% of bodily wastes are eliminated by way of perspiration. Last but not least, steam and sauna bathing produce powerful therapeutic effects simply by increasing circulation. As the carrier of the rebuilding forces of the nutrients to all parts of the body, the bloodstream plays a crucial role in the maintenance of health.

Steam and sauna treatments have a stimulating effect on the cardiovascular system. The pulse rate increases from 75 beats per minute to between 100-150 beats per minute during a 15-20 minute treatment. This increases blood circulation, but not blood pressure, since the heat also causes the tiny blood vessel in the skin to expand, accommodating the increased blood flow. The dilation of the capillary vessels enables the bloodstream to carry great amounts of nutrients to the skin, enhancing the nutritive status of the skin. The flushed, youthful look that steam and sauna bathers maintain for up to several hours after treatment is due to this effect.

In the hydrotherapeutic tradition used at European and America spas, sweat therapy is used in preparation for massage as a means of increasing the suppleness of the

muscles and creating a deep sense of relaxation in body and mind. In the Ayurvedic tradition of India, steam treatments are part of the traditional purification treatment panchakarma, where they are used after massage to help the body get rid of toxins dislodged during the treatment.

Sweat treatments can also be enjoyed on their own, as a workout for the cardiovascular system, a deep-cleansing treatment for the body, an immune system

booster, and a soothing and invigorating refreshment for the mind.

The steam temperature can be precisely adjusted to the preference of each client. The main thing to keep in mind is to enjoy the process. Do not push your body beyond its comfort level; the point is not to sweat it out the longest, but to allow your mind and body to luxuriate in this health-enhancing and invigorating miniature spa treatment with the help of NeoQi® energy cocoon.

Aromatherapy

Aromatherapy promotes the healing of the body and the improvement of the wellbeing through the use of 100% pure and natural essential oils derived from plants and herbs.

Aromatherapy affects the body in two ways:

- through the sense of smell (when inhaling aromas, they arouse brain receptor areas of the hypothalamus, which control the emotional sphere of a person);
- through penetration (active components of aroma oils, after passing transdermal barrier, enter the bloodstream and have a stimulating effect on the immune system).

Usage of specific compositions of essential oils can reduce appetite, relieve the symptoms of stress and fatigue, improve skin condition (increase its tone and elasticity, relieve inflammation from acne, stimulate the production of own structural proteins, etc.).

Essential oils are poured into the aroma dispenser and under steam sauna function

they activate and envelope the body with fragrant steam cloud.

Complexes of essential oils from NeoQi®:

1. Relaxation (sweet orange, grapefruit, marjoram, ylang-ylang)
2. Tonifying (rosemary, mint, orange, lemon).
3. Circulation (rosemary, mint, lavender, cypress)
4. Slimming (grapefruit, oregano, cypress, rosemary).

Storage of aromatic emulsions:

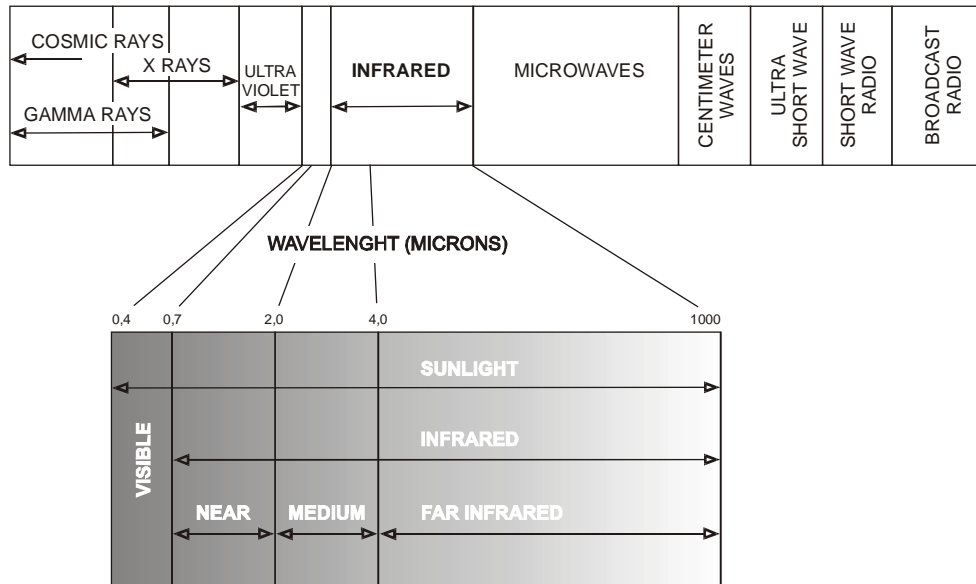
Complexes of essential oils should be stored in a cool, dark place to ensure their effectiveness.

Don't touch the aroma dispenser during the treatment and shortly after that, because of very hot surface.

Infrared Sauna

An Infrared Sauna is a device used to create radiant heat from a spectrum of light through a process called conversion. Infrared energy is measured in wavelengths called microns. The human body best absorbs infrared energy in the 3-50 micron range. The spectrum of infrared light used in an Infrared Sauna is 7-14 microns which is the same as the radiant heat emitted from the earth, but is only a small and highly beneficial segment of the light spectrum

emitted from the sun. The name means "below red" and comes from the Latin infra, "below", red being the color of visible light with the longest wavelength. The boundary between visible and infrared light is not precisely defined. The infrared segment of light occurs just below the visible level and has the ability to penetrate the body up to 3 inches where it converts into heat for deeper detoxification and other healing benefits.



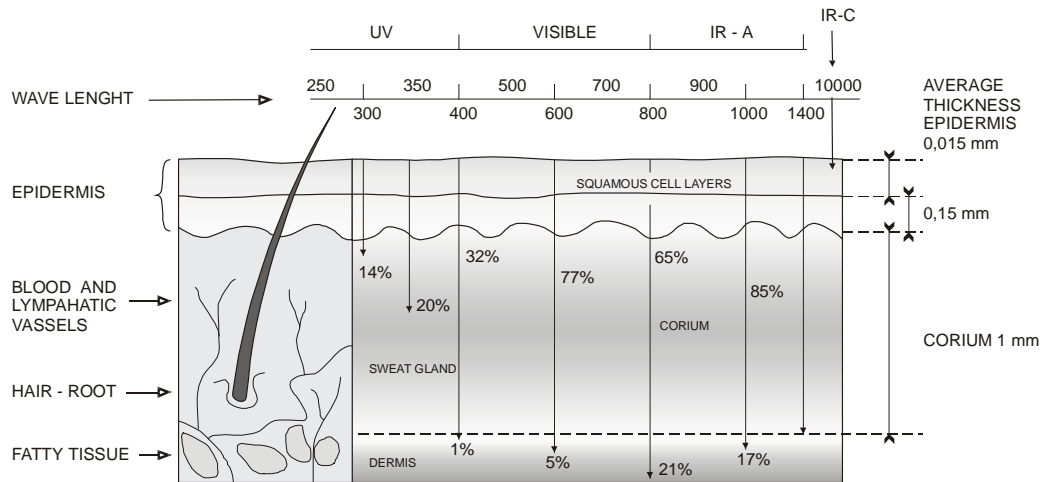
In a traditional sauna steam is generated by water being poured on a heated object, the ensuing steam heating the skin and the respiratory system. More recently, scientists discovered the healing benefits of far infrared light (electromagnetic radiation of a

wavelength longer than that of visible light, but shorter than that of radio waves) and infrared saunas were designed to use the infrared light to heat the body as opposed to steam.

One of the main differences between an infrared sauna and a traditional steam sauna is the temperature of the sauna. A steam sauna operates between 82°C and 104°C whereas the infrared sauna operates between 43°C and 65°C. This difference in temperature of up to 43°C has proven to be favorable to the infrared sauna as it drastically reduces the dangers of overheating. The greatest reward of the lower temperature is that a person can remain in the sauna longer and receive more of the healing benefits. The reduction in heat does not make the infrared sauna any less effective. In fact, it has been found that a person will sweat more toxins in a lower

temperature infrared sauna than a higher temperate steam sauna.

NeoQi® energy cocoon **operates at safe comfortable temperatures.** Infrared light penetrates the skin up to 10 times deeper than steam, which simply condenses on the skin and transfers the heat to its outer layers, whereas infrared light penetrates the body up to 2 inches where the light converts to radiant heat and exhibits far greater detoxification attributes. The deep penetration has many positive effects including: melting fatty acids, cholesterol and saturated fats which increases the elasticity of arteries and thus takes considerable stress off the heart.



Infrared sauna has the ability to reduce inflammation in joints, help regenerate damaged tissues, stimulate the metabolism, and increase the core temperature which is beneficial to the immune system by weakening and killing cancer cells, bacteria, and viruses that are all susceptible to heat.

It is very important that one keeps thoroughly hydrated before and during the use of the Infrared Sauna. As the body heat increases and the body begins to sweat, the loss of water can change the electrolyte concentration and can have harmful effects. Furthermore, as the toxins are released through sweat, they are, to a lesser extent,

released into the body, so hydrating helps the body flush them out.

We currently live in a relatively toxic environment and have toxins stored in our fat cells. Many of the toxins include mercury, aluminum, formaldehyde, sulfuric acid, and more. When the infrared light penetrates the body and converts to heat, it has the ability to melt the fats holding the toxins and also activate the detoxification mechanisms which then purge the toxins through the skin. Sick or diseased cells and bacteria have a lowered resistance to heat. A fever is a natural way for the body to increase its temperature to kill off these cells. While in the Infrared Sauna, the body's temperature increases several degrees and further weakens these cells and bacteria. The heat also triggers the production of white blood cells and NK cells (Natural Killer) which then seek out these weakened cells and bacteria and kill them. The result is a strengthened immune system.

It has been shown in research that a 30 minute session in an Infrared Sauna will cause a person to burn 500-800 calories. This is equivalent to running 3-5 miles. Much of the weight that is lost directly in the sauna is water weight, which needs to be replenished with fresh water, but the calories that are burned will not be replenished with water and serve to increase the body's metabolism. This increase in metabolism has many effects that help weight loss, including increasing digestion function which efficiently converts the food you eat into energy.

Research has shown that the cardiovascular system is strengthened through repeated Infrared Sauna use. When the light penetrates the body and converts to heat, the hypothalamus responds and increases

the heart rate and volume. This is an effective means for cardio training and conditioning. The infrared light produces another effect which increases the cardiovascular function. When the body increases heat, the fatty acids and cholesterols melt. Many of these fatty acids and cholesterols are hardening the arteries and keeping them from expanding and contracting as required for proper circulation. This hardening of the arteries causes the heart to work harder at circulating the blood and when the fatty acids and cholesterols melt, it increases the elasticity of the hardened arteries which takes much of the burden off the heart and, therefore, decreasing the chance for heart failure.

The Infrared Sauna has many researched effects on the skin. Sebum is a waxy substance produced in the skin which can block pores and cause acne. Infrared light melts the sebum and unblocks the pores. Another effect the Infrared Sauna has is that it increases blood circulation to the skin which means that the body has the ability to deliver the necessary nutrients to the skin as well as remove the metabolic byproducts. The heat from the Infrared Sauna also has a detoxifying effect which purges the toxins from the skin as well as melts the cellulite trapped in pockets below the skin producing clean, smooth-looking skin. Finally, it helps healing damaged tissues which causes scars and keloids to be reduced. Some of the other effects on the skin are improvements of rashes, burns, eczema, and psoriasis.

There are some conditions that may be adversely affected by the use of an Infrared Sauna. If you have any of the following conditions, please consult with your physician before use: Adrenal suppression, SLE (Systemic Lupus Erythematosus),

Multiple Sclerosis, Hyperthyroidism, Hemophilia, acute joint injuries, enclosed infections (dental, joints, tissue), artificial joints, metal pins, or any other implants, or during menstrual cycle. Also, check with your physician or pharmacist for any possible effects that infrared radiation may have on how the medication that you may

be currently using interacts with the body. If, at any point during your session in the Infrared Sauna you stop sweating, your skin becomes clammy, you feel weak, tired or nauseous, LEAVE THE SAUNA IMMEDIATELY.

Hydrofusion

Hydrofusion is the blended energy of infrared heat and steam. This technology allows you to use both of these natural energies individually or simultaneously.

Together, these elements join forces to optimize body and skin cleansing, help rebalance skin moisture levels and promote the penetration of nutrients producing advanced skin care.

Steam and heat combined effectively (as in the NeoQi® cocoon) allow for the better absorption of nutrients in cosmetic products.

Hydrofusion is especially well compatible with thalassotherapy.

It is fact that the active interaction of steam and heat improves absorption and assimilation of active ingredients contained in clay, algae, mud and essential oils.

Thus, it is recommended to combine steam and infrared sauna in a single treatment for boosting the effect of treatment programs in the spa cocoon: for nourishing, hydrating, remineralizing and softening the skin, shaping body contours and treating cellulite, relaxation, anti-stress.

Chromotherapy

Chromotherapy is also known as color therapy. Color and light have been used for healing since the beginning of recorded history. Ancient Egyptians built solarium-type rooms with colored panes of glass. The sun would shine through the glass and flood the patient with color.

Some people use colored silk cloths, which are placed on the body and then flooded with sunlight. Early color and light healers in the modern world used colored gels and sheets of glass to apply light to the body. Others used color infused water and color meditations to send healing rays to the person.

Today, there are many practitioners who use color and light in interesting ways. Some therapists have a box with a mechanism that flickers light into the eyes. They report success in speeding the recovery of stroke victims and those persons who experience chronic depression.

Some healers recommend the wearing of eyeglasses with colored lenses. Practitioners of Feng Shui bring color into our homes and workplaces for optimum balance of energy.

The earth, the oceans, in fact every living thing, is dependent upon light for its very existence. A recent scientific study disclosed that each cell in the body emits light. We live in a sea of energy and our bodies are composed of energy. Color works through and in us, in every nerve, cell, gland and muscle. It shines in our auras and radiates

upon us from the sun. Color is an active power, exerting a tremendous influence on our consciousness, soul and spirit. Within our body, our organs, muscles, cells and nerves all have a level of vibration. When our body becomes out of balance, disease occurs. Each color has its own frequency and vibration. Through extensive research, we know that color and light will help bring our physical and emotional systems into balance.

High incidence diseases that can be treated with help of the chromotherapy:

- Emotional imbalances
- Stress
- Confusion
- Depression
- Low vitality
- Anxiety
- Insomnia
- Chronic fatigue
- Eczema
- Psoriasis
- Side effects of chemotherapy
- Menopausal problems

Chromotherapy uses six basic colors:

- **Red** – Known to escalate the body's metabolism with vibrancy and passion, overcome depression. Red color provides the power from the earth and gives energy on all levels. It connects us to our physical body.

- **Orange** – Has a gentle warming effect, increases immunity, potency. Best emotional stimulant!
- **Yellow** – Helps mental stimulation. Gives us clarity of thought, increases awareness, stimulates interest and curiosity.
- **Green** – Good for tired nerves, will balance emotions, refreshes the spirit, encourages us to feel compassion.
- **Blue** – Mentally-relaxing color, has pacifying effect on the nervous

system and brings great relaxation. Ideal for sleep problems and hyper-active children.

- **White** - White contains an equal balance of all the colors of the spectrum, representing both the positive and negative aspects of all colors. It offers an inner cleansing and purifying of your thoughts, emotions and, ultimately, your spirit, refreshing and strengthening your entire energy system.

Music therapy

Music therapy, one of the oldest and natural forms of correction of emotional states, is defined broadly as the use of music in the treatment of people who have problems of a mental, physical, and/or emotional nature. Music therapy was officially recognized in Europe in 19th century by leading doctors and nowadays it is still a vastly growing field of health care.

Music affects the body and mind in many powerful ways. It has a profound effect on our body and psyche, nevertheless, this therapy suits everyone regardless of age, health condition or musical abilities. It helps people with mental or physical disabilities, neurological problems, helps elderly to cope with acute and chronic diseases. In addition it relieves pain and reduces nervous tension.

Several studies have shown analgesic and relaxing properties of music therapy that has been used in treating chronic pain syndromes of different etiologies. There has been improvement in the process of rehabilitation: improved functional status and reduced pathological symptoms. Music has influence on the neuroendocrine function, in particular the level of hormones in the blood that play a crucial role in all emotional reactions.

Nowadays life tends to be very busy and therefore full of stress, against which music

therapy is a good preventive means as well as a supporting feature of everyday actions. Music has emotional and creative organizing qualities, which are used in medical communication, to facilitate contact, interaction, self-expression and self-development.

There are two forms of music therapy - passive and active. During passive therapy patient is listening to various music according to the state of their mental health and the course of the treatment. While during active music sessions patients are involved in creating and performing music.

Four music pieces were composed specifically for treatments carried out in NeoQi equipment, by the Estonian music therapist Dali Kask, one of the most recognized experts in the field. This music accompaniment has a positive and magnifying impact on the perception of the treatment and can be combined with aromatherapy or breathing exercises.

Rhythmic components of music help to increase vitality. During music therapy a constant flow of energy passes within our body until the harmony is achieved. Music therapy leads a person to understanding and usage of the power of this harmony that seamlessly guides the process of achieving it.