

Thank you for taking my  
on-demand course.



**Debbie The Teacher**  
Courses that make you **think.**



# Getting started with the Talent LMS platform



# Table of Contents

- Enrolling and Getting Started: Slides 3-15
- Logging Out and Back In: Slides 16-25
- Completing Lesson and Completing the Course: Slides 26-27
- Viewing Your Progress: Slide 28
- Communicating with Me: Slide 29
- Going Back and Forth: Slide 30
- Reviewing Teacher Feedback: Slides 31-32
- The Talent LMS App: Slides 33-34
- Miscellaneous: Slide 35



First, enroll. It's simple.  
Click on enroll.




The screenshot shows the homepage of the DebbieTheTeacher website. At the top is a dark blue navigation bar with the logo on the left and links for Home Page, NC Elective Courses, FAQs, Your instructor, School Policies, Enroll, and Login → on the right. The main content area has a light gray background. It features a central graphic of an open book with a lightbulb and stars above it. Below the graphic, the text reads: 'Welcome to Debbie Long's On-Demand Courses', 'Customized for NC Real Estate Brokers', 'Debbie The Teacher', 'Real estate courses that make you think.', 'Approved NCREC Electives and State Exam Prep', and 'Fast. Convenient. Great customer service.' A small speaker icon is visible in the bottom right corner of the page.

DebbieTheTeacher

Home Page NC Elective Courses FAQs Your instructor School Policies Enroll Login →

Welcome to Debbie Long's On-Demand Courses  
Customized for NC Real Estate Brokers



**Debbie The Teacher**  
Real estate courses that make you **think.**

Approved NCREC Electives and State Exam Prep  
Fast. Convenient. Great customer service.

Fill in the information on the screen.

If you don't have a license number, just fill in 0000.

Enroll

FIRST NAME

George

LAST NAME

Clooney

EMAIL ADDRESS

George@clooney.com

USERNAME

George@clooney.com

PASSWORD

\*\*\*\*\*

LICENSE NUMBER (OR 000000 IF NOT LICENSED)

00001

PHONE NUMBER

9195930761

Create account

Enroll with social media

Log in

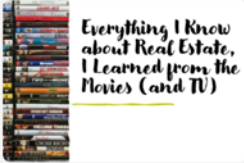
# Choose the category of your course:

## NC Elective or Exam Prep or Instructor/Course Development

Name

**CATEGORIES**

- ☐ Course development (1)
- ☐ NC Elective (5)
- ☐ NC State Exam Prep (1)




Everything I Know about Real Estate, I Learned from the Movies (and TV)

NC Elective

\$59.00

Enroll in this course

Land and real estate brokers are often motifs and characters in television and movies. You will enjoy this video-rich course which includes clips from Burlesque, It's a Wonderful Life, the Big Short, and more! Watch Debbie inter-weave her love of...




For Your Own Good: The Realtor Code of Ethics

NC Elective

\$59.00

Enroll in this course

Awarded "Education Program of the Year," this course meets the National Association of Realtor membership requirement that must be met every three years by NAR members by Dec. 2021. This course also provides four hours of real estate elective...



From Heaven to Hell: Air, Surface and Subsurface Rights

NC Elective

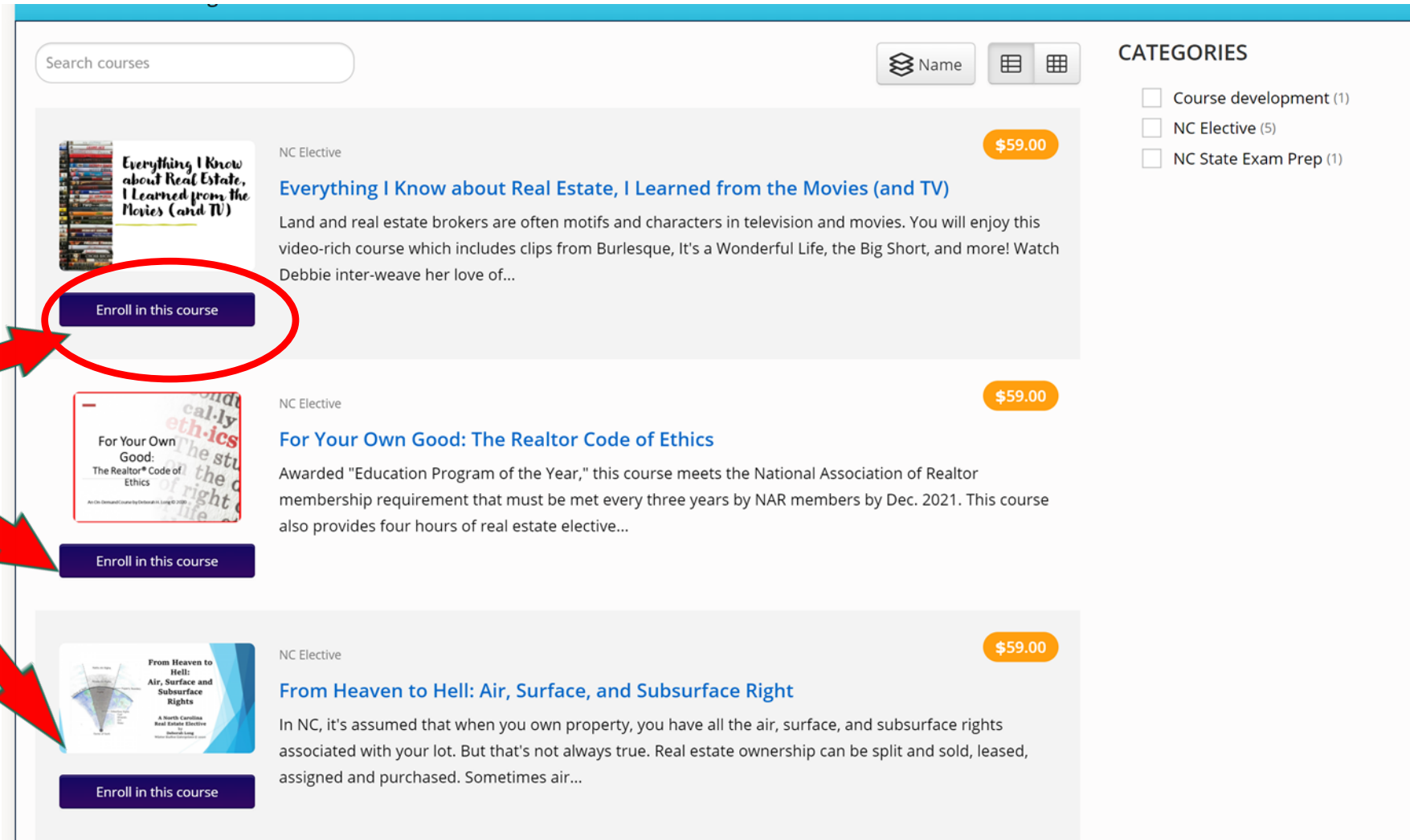
\$59.00

Enroll in this course

In NC, it's assumed that when you own property, you have all the air, surface, and subsurface rights associated with your lot. But that's not always true. Real estate ownership can be split and sold, leased, assigned and purchased. Sometimes air...



# Then choose your course and click on “enroll in this course.”



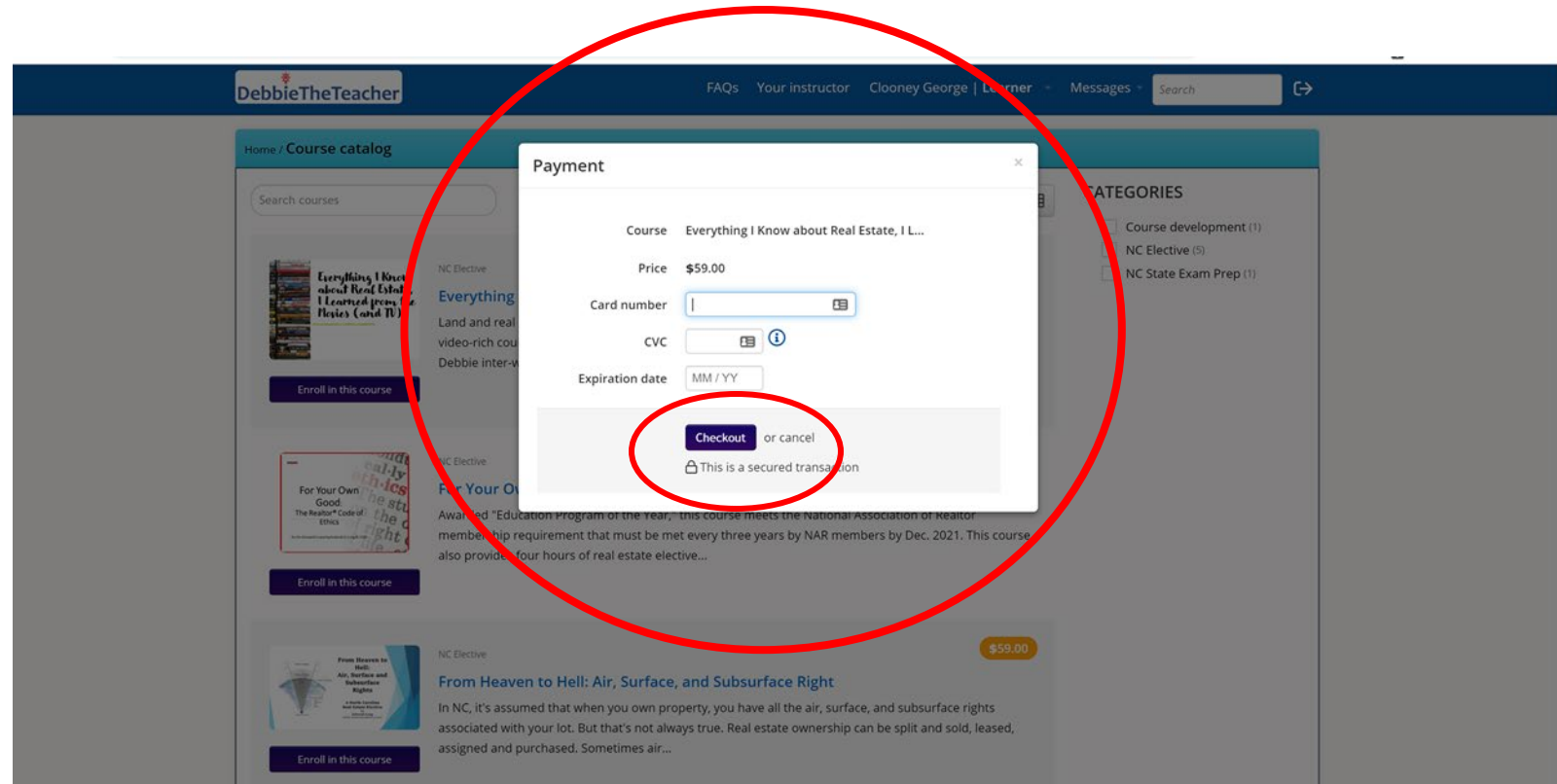
The screenshot shows a web interface for selecting a course. At the top, there is a search bar labeled "Search courses" and a "Name" filter button. To the right, under "CATEGORIES", there are three checkboxes: "Course development (1)", "NC Elective (5)", and "NC State Exam Prep (1)".

Three courses are listed below:

- Everything I Know about Real Estate, I Learned from the Movies (and TV)**  
NC Elective \$59.00  
Land and real estate brokers are often motifs and characters in television and movies. You will enjoy this video-rich course which includes clips from *Burlesque*, *It's a Wonderful Life*, *the Big Short*, and more! Watch Debbie inter-weave her love of...
- For Your Own Good: The Realtor Code of Ethics**  
NC Elective \$59.00  
Awarded "Education Program of the Year," this course meets the National Association of Realtor membership requirement that must be met every three years by NAR members by Dec. 2021. This course also provides four hours of real estate elective...
- From Heaven to Hell: Air, Surface, and Subsurface Right**  
NC Elective \$59.00  
In NC, it's assumed that when you own property, you have all the air, surface, and subsurface rights associated with your lot. But that's not always true. Real estate ownership can be split and sold, leased, assigned and purchased. Sometimes air...

Each course has an "Enroll in this course" button. Three red arrows originate from the left side of the image and point to these buttons.

The next screen asks you for your payment.  
After completing this form, click checkout.



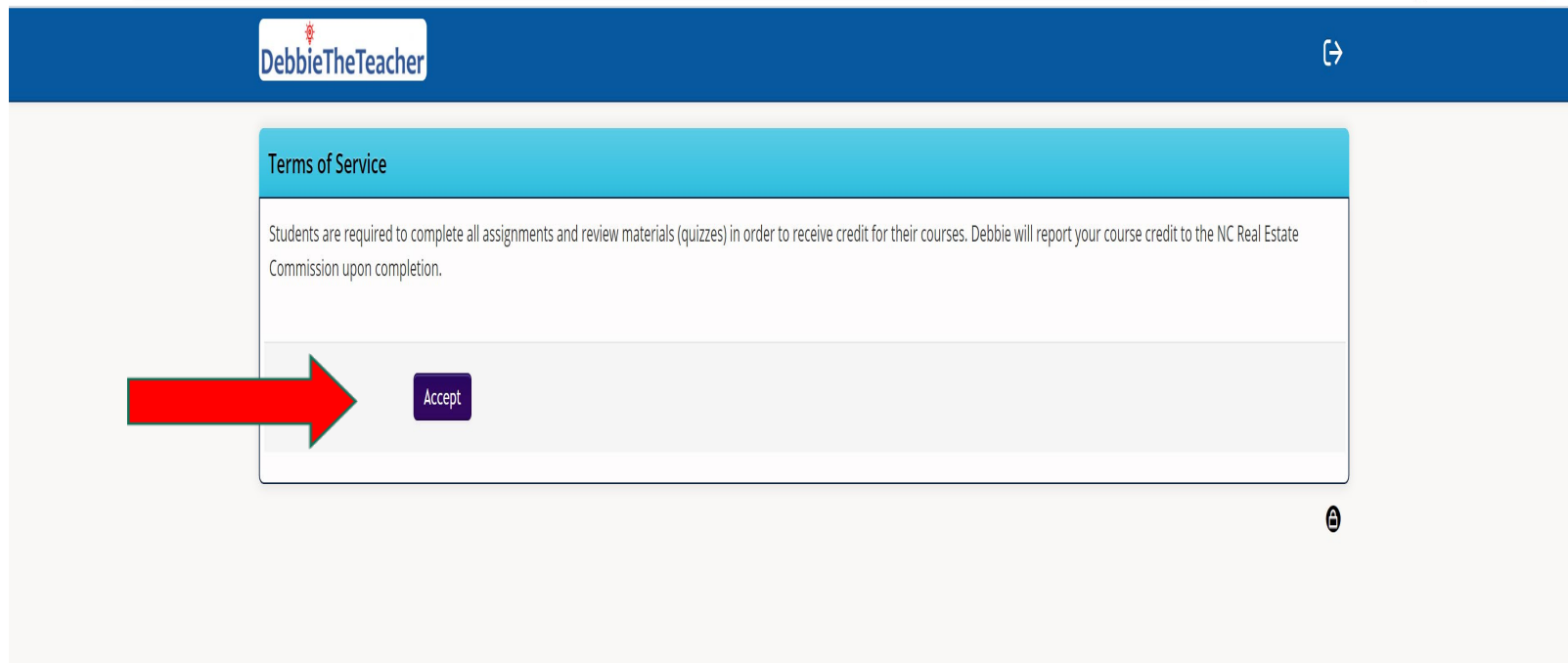
The screenshot shows the DebbieTheTeacher website interface. A modal window titled "Payment" is open, centered on the screen. The modal contains the following information:

- Course: Everything I Know about Real Estate, I L...
- Price: \$59.00
- Card number: [input field]
- CVC: [input field]
- Expiration date: MM / YY
- Buttons: **Checkout** or cancel
- Text: This is a secured transaction

A large red circle is drawn around the "Checkout" button and the "or cancel" text. The background of the website shows a course catalog with various course cards, including "Everything I Know about Real Estate, I Learned from Movies (and TV)" and "From Heaven to Hell: Air, Surface, and Subsurface Rights".



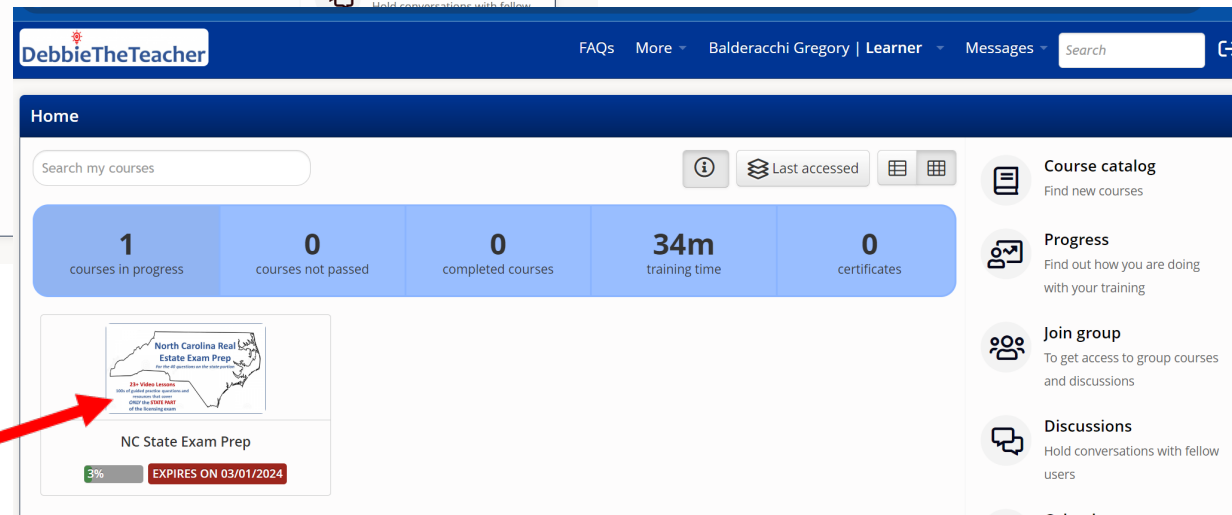
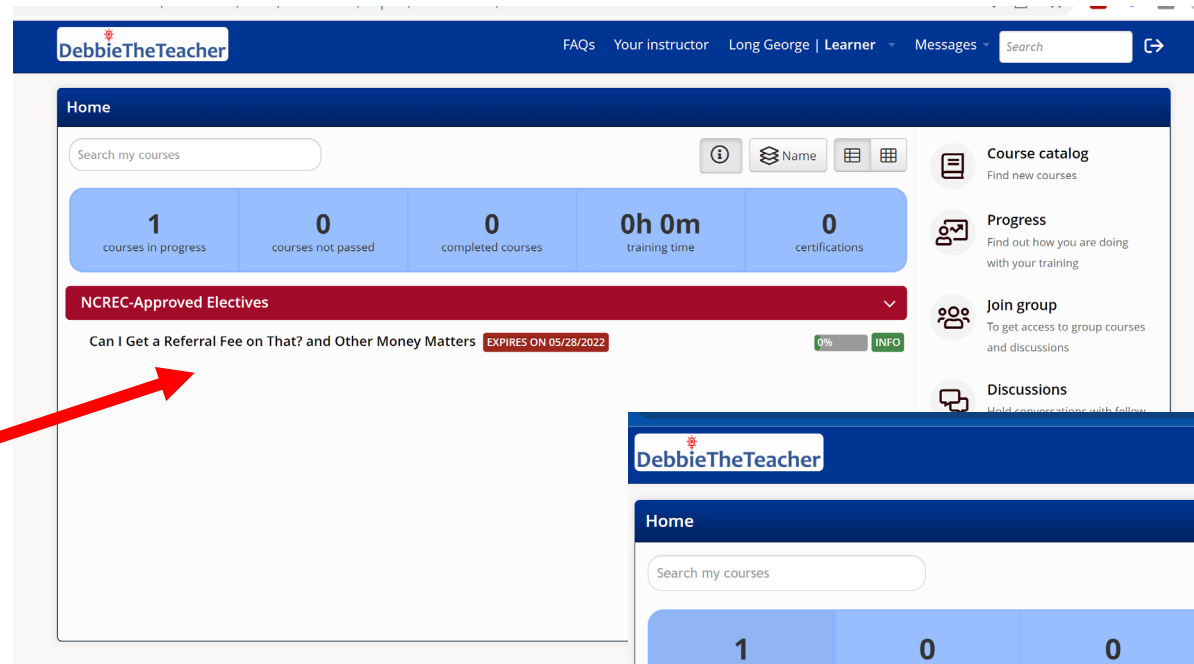
You will then see a screen that asks you to accept the terms of the course.



The screenshot shows a web interface for 'DebbieTheTeacher'. At the top is a dark blue header with the logo on the left and a share icon on the right. Below the header is a light gray area containing a white box with a blue header titled 'Terms of Service'. The text inside the box states: 'Students are required to complete all assignments and review materials (quizzes) in order to receive credit for their courses. Debbie will report your course credit to the NC Real Estate Commission upon completion.' At the bottom of this box is a purple 'Accept' button. A large red arrow points from the left towards the 'Accept' button. A small lock icon is visible at the bottom right of the gray area.

After you click on accept, you will automatically be taken to...

The next screen will look something like one of these two images.  
Your course title should appear on the dashboard.  
You will also see the course expiration date and other information.



You have two places where you can click on the screen to get started:

- 1) click on the **course title**
- or 2) click on **your name** and select “my courses.”

The screenshot shows the DebbieTheTeacher platform interface. A red arrow labeled #1 points to a course title 'Can I Get a Referral Fee on That? and Other Money Matters' under the 'NCREC-Approved Electives' section. Another red arrow labeled #2 points to the user profile dropdown menu in the top navigation bar, which is open and shows options like 'My info', 'My courses', 'My certifications', 'My progress', 'My groups', 'My branches', and 'My files'. The interface includes a top navigation bar with the logo, user name 'Long George | Learner', and links for 'FAQs', 'Your instructor', 'Messages', and a search bar. The main content area has a 'Home' header, a 'Search my courses' bar, and a dashboard with statistics: 1 course in progress, 0 courses not passed, 0 completed courses, and 0h 0m training time. The right sidebar contains links to 'Course catalog', 'Progress', 'Join group', 'Discussions', and 'Calendar'.

The next page is where you start the course.  
Make sure you click on “start or resume course”  
to get started on the course itself.

Note that I also have an introductory video about the course  
that you can watch or skip.

The screenshot shows the website interface for DebbieTheTeacher. The top navigation bar is dark blue with the logo 'DebbieTheTeacher' on the left and links for 'FAQs', 'Your instructor', 'Long George | Learner', 'Messages', and a search bar on the right. Below the navigation bar, a breadcrumb trail reads 'Home / Course catalog / Can I Get a Referral Fee on That? and Other Money ...'. The main content area features a course card on the left with a yellow background and a pattern of dollar signs. The card title is 'Can I Get a Referral Fee on That? and Other Money Matters' with a subtitle 'Commissions, Minimum Services Brokerage Firms, Rebates and More by Deborah Long ©'. A purple button labeled 'Start or resume course' is positioned below the card. A red arrow points to this button. To the right of the card, the text 'NCREC-Approved Electives' is followed by the course title. Below this, two paragraphs of text describe the course content. A 'read more' link is present. At the bottom, a video player is shown with a large red play button in the center. The video title and subtitle match the course card. The video player controls at the bottom show a progress bar at 00:00 / 04:29.

DebbieTheTeacher

FAQs Your instructor Long George | Learner Messages Search

Home / Course catalog / Can I Get a Referral Fee on That? and Other Money ...

Can I Get a Referral Fee on That? and Other Money Matters

Commissions, Minimum Services Brokerage Firms, Rebates and More by Deborah Long ©

Start or resume course

NCREC-Approved Electives

**Can I Get a Referral Fee on That? and Other Money Matters**

I receive a lot of email and phone inquiries from brokers asking about how they can legally receive referral fees (or rebates or discounts) when they want to purchase or sell properties in markets outside their jurisdiction.

I also receive questions about other commission practices (such as fee-splitting) and whether or not non-traditional brokerage firms are operating lawfully.

Brokers also ask me if they are entitled to their commissions if buyers or sellers default on a sales contract and they want to know if they have to pay out-of-state brokers referral fees.

read more

Can I Get a Referral Fee on That? and Other Money Matters

Commissions, Minimum Services Brokerage Firms, Rebates and More by Deborah Long ©

00:00 | 04:29

There are other buttons to play with if you are interested.  
Just click on them and see how they operate.

The screenshot shows the ebbieTheTeacher website interface. A red arrow points from the text above to the top navigation bar. Another red arrow points from the right side to the 'Course catalog' button in the sidebar. A red circle highlights the 'Name' button in the top navigation bar. A red circle highlights the 'Progress' button in the sidebar. The interface includes a search bar, a course catalog, a progress section, a join group section, a discussions section, and a calendar section. The top navigation bar also includes links for FAQs, Your instructor, and Messages. The sidebar includes a search bar and a list of course categories.

ebbieTheTeacher

FAQs Your instructor Log out George | Learner Messages Search

Home

Search my courses

1 courses in progress 0 courses not passed 0 completed courses 0h 0m training time 0 certifications

NCREC-Approved Electives

Can I Get a Referral Fee on That? and Other Money Matters EXPIRES ON 05/28/2022 0% INFO

Course catalog Find new courses

Progress Find out how you are doing with your training


Join group To get access to group courses and discussions

Discussions Hold conversations with fellow users

Calendar View current and upcoming events

# This is what a lesson might look like.

The unit title  
and number



This is an example of a video  
lesson. You must click on the  
arrow. When finished viewing,  
you must then click on the  
*completed; let's continue*  
button.

From Heaven to Hell: Air, Surface, ...

< 2.2 Intro to course and the co... > Edit Add Files More

2.2 Intro to course and the concept of split estates

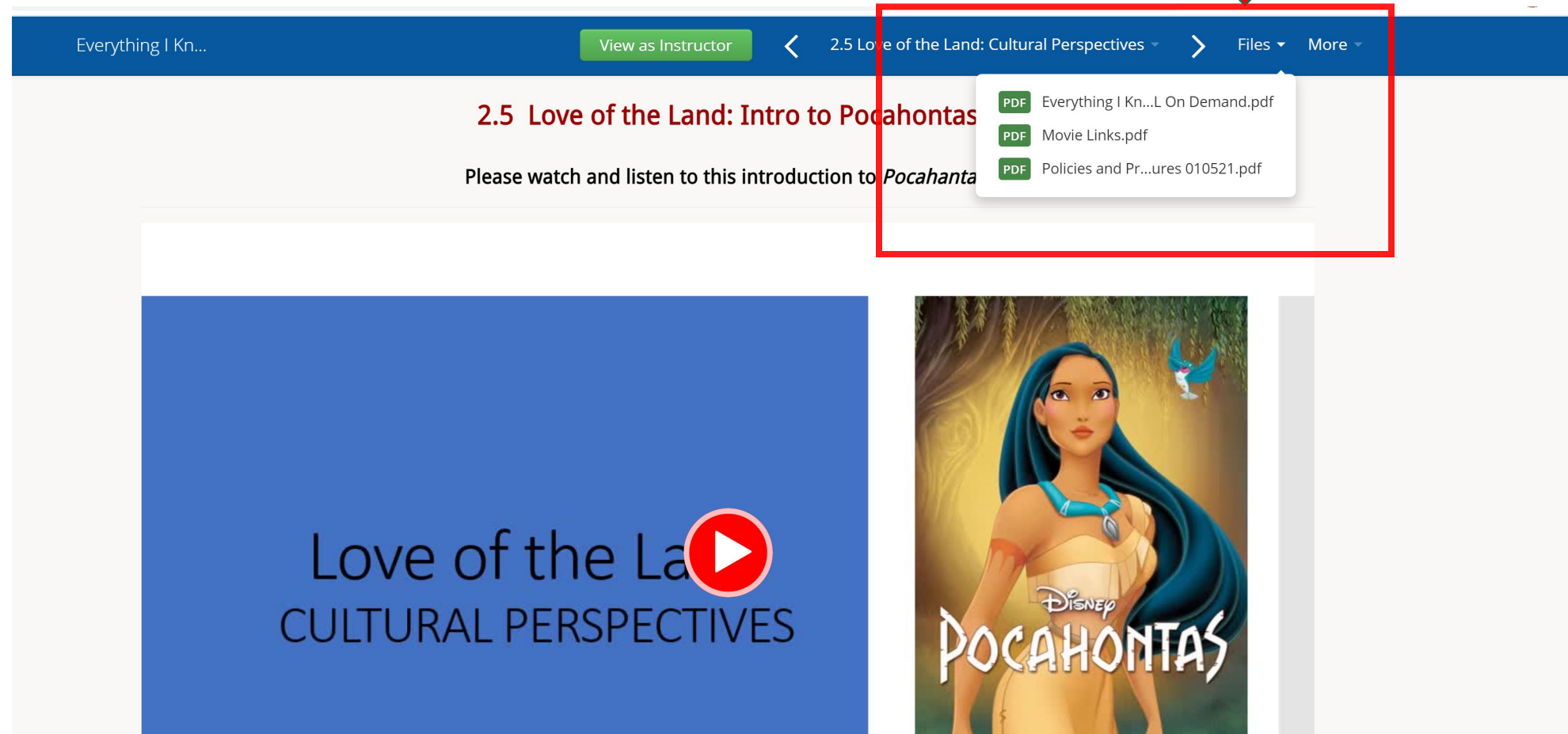
Please listen to this video lesson.

The video player interface shows a title card for the video 'From Heaven to Hell: Air, Surface and Subsurface Rights'. The title card includes a diagram of the Earth's layers (Public Air Rights, Private Air Rights, Surface Rights, Subsurface Rights) and a play button icon. The video is presented by Deborah Long, Winter Harbor Enterprises © 2020. A small video window in the bottom right corner shows a woman speaking. The video player has a progress bar and a 'Completed. Let's continue.' button at the bottom.

Completed. Let's continue.



Make sure you see and download the documents in the FILES section of your course.



The screenshot shows a Blackboard course interface. At the top, a blue navigation bar contains the text 'Everything I Kn...', a green 'View as Instructor' button, and a breadcrumb trail: '< 2.5 Love of the Land: Cultural Perspectives >'. To the right of the breadcrumb are two dropdown menus: 'Files' and 'More'. A large red arrow points from the instruction above to the 'Files' dropdown. The 'Files' dropdown is open, showing a list of three PDF documents: 'Everything I Kn...L On Demand.pdf', 'Movie Links.pdf', and 'Policies and Pr...ures 010521.pdf'. Below the navigation bar, the page title '2.5 Love of the Land: Intro to Pocahontas' is displayed in red. Below the title is a text prompt: 'Please watch and listen to this introduction to Pocahanta'. The main content area features a large blue rectangle on the left with the text 'Love of the La' and 'CULTURAL PERSPECTIVES' and a red play button icon. To the right of this is a vertical image of the Disney movie poster for 'POCAHONTAS'.

# Logging in and out

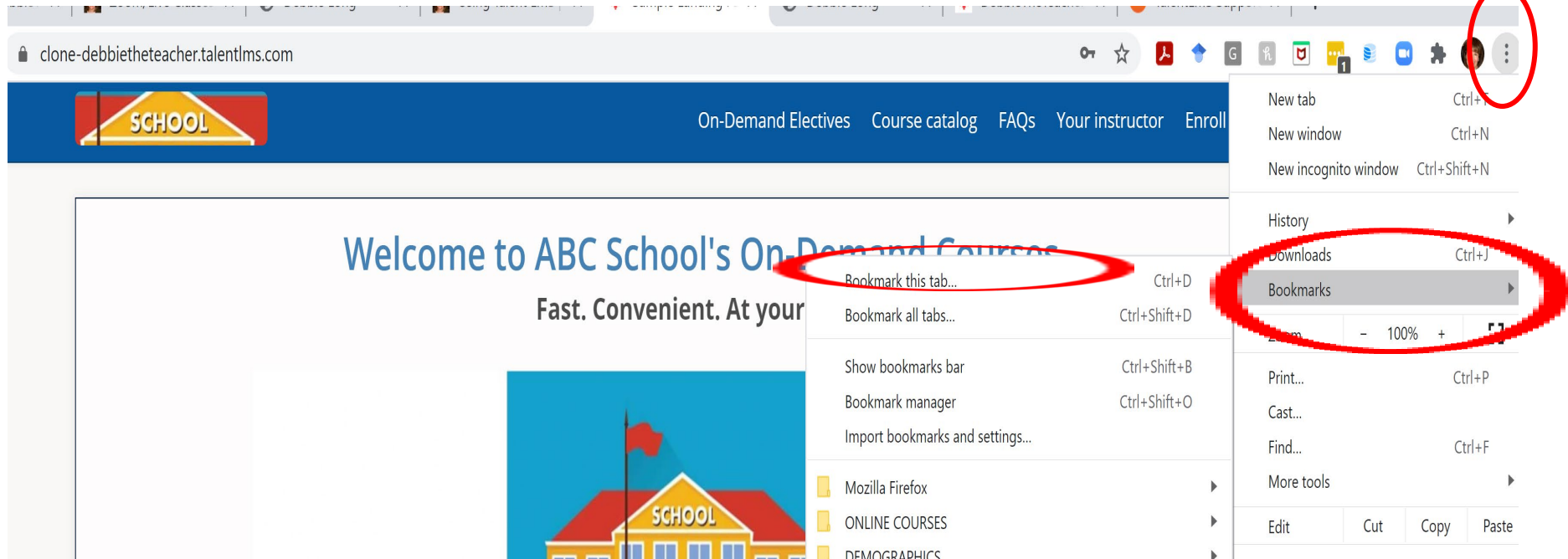




**It's a good idea to bookmark the URL of the school site.**

If you log out, just click on the bookmark or go back to where you first enrolled and log in again.

URL or  
site  
name



If you have forgotten where you enrolled, look in your email inbox. I sent you a “thank you for enrolling” email with the log-in location.

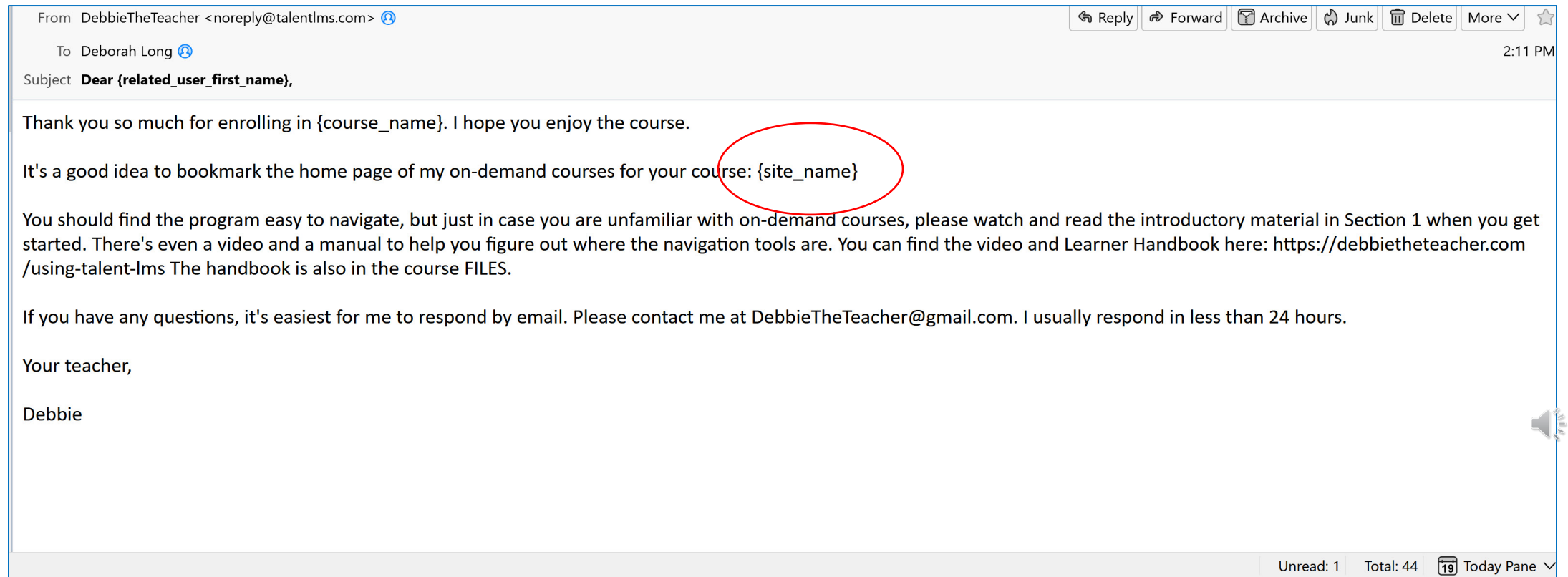
# Logging back in

- Go to the URL (website address) where you found the course you wanted.
- The URL is probably <https://debbietheteacher.talentlms.com/>
- But it could be through one of my clients, such as GoSchool, the Durham Association, etc.
- If you are a teacher taking my instructor development programs, your URL is [teachers-debbietheteacher.talentlms.com](https://teachers-debbietheteacher.talentlms.com)
- Check your email since I sent you a reminder about your starting point for the course as well as your user ID and password.



# Logging back in

Check your email since I sent you a reminder about your starting point for the course as well as your user ID and password.



# Another sample email



● **DebbieTheTeacher** <noreply@talentlms.com>

To: drdeborahlong@att.net



Sun, Mar 19 at 2:28 PM ☆

Thank you for enrolling in my on-demand course. PLEASE SAVE THE FOLLOWING INFORMATION.

A new account has been setup for you on <https://debbietheteacher.talentlms.com/>.

Please use the following credentials to login:

Username: drdeborahlong

Password: drdeborahlong

*This email was sent from <https://debbietheteacher.talentlms.com/> at 03/19/2023, 14:23:28*



# The next screen allows you choose your course from two places:

#1. Double click  
on the course  
title



Or #2: Click on  
“Learner.”



You will see three dots.  
Click on the three dots.

DebbieTheTeacher

FAQs Your instructor Broker Test | Learner Messages Search

Home / Broker Test

Info **Courses** Groups Branches Files Profile Progress Infographic

Course	Role	Enrolled on	Completion date	Options
30 Websites that Brokers (and Co... (012)	LEARNER	7 minutes ago	-	...


1 to 1 of 1

Click on the arrow.  
You will go to your course.


Home / Broker Test

Info **Courses** Groups Branches Files

Profile Progress Infographic

Course	Role	Enrolled on	Completion date	Options
30 Websites that Brokers (and Co... (012)	LEARNER	7 minutes ago	-	— 

1 to 1 of 1





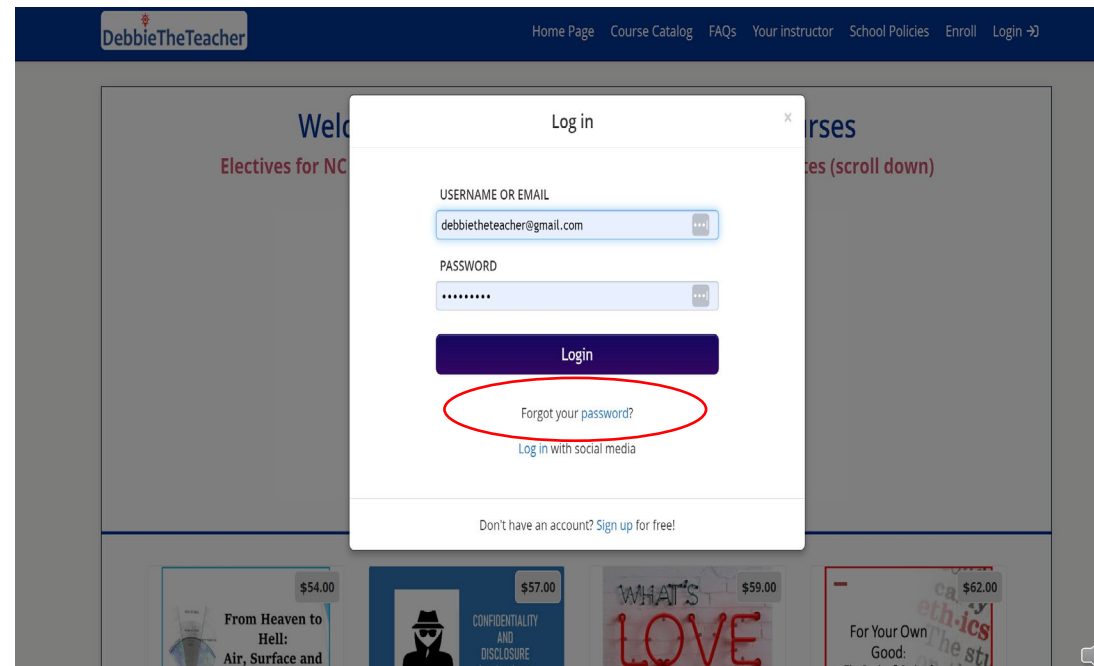
Or your screen may look like this.  
Click on arrow of the course you have chosen and you  
will go to where you left off.

The screenshot displays the 'DebbieTheTeacher' user interface. At the top, a blue navigation bar includes the user's name 'DebbieTheTeacher', a 'More' dropdown, 'Long Deborah | Learner', 'Messages 3', 'Help', and a search bar. Below this, a 'Home' section features a 'Search my courses' input and several summary statistics: 7 courses in progress, 0 courses not passed, 3 completed courses, 26d 8h training time, and 3 certifications. A red rectangle highlights the 'courses in progress' section, which contains a grid of course cards. The first card, 'Everything I Know about Real Estate, I Le...', is highlighted with a red play button icon and a 'Start or resume course' button. Other visible course cards include 'Math Prep for the NC Real Estate Licensing Exam', 'Multiple Offers: The Good, The Bad, and the Ugly', and 'NC State Exam Prep'. To the right of the course grid, a sidebar lists navigation options: 'Course catalog', 'Progress', 'Join group', 'Discussions', and 'Calendar'.



# If you are having trouble finding the starting screen, make sure you are:

1. Going to the right URL: for example, <https://debbietheteacher.talentlms.com>
2. If you have forgotten your password or user id and you can't get into the system, go to the first page and ask for a password reset.
3. If you don't see this screen and/or if you don't get a password reset email, you are probably not at the right URL.



# How to complete lessons

To complete a unit, you might need to:

- Sometimes you have to answer a question. If your answer is correct, you'll move to the next unit. If not, you will have many chances to try again.
- If you have an assignment, you can submit it, but look for an email from me when I have provided feedback. If for any reason your submission doesn't satisfy the assignment, you will be asked to resubmit.

Tests	Assignments
You'll need to answer all questions to move on.	You'll be prompted to submit a reply.
Graded automatically. You'll immediately <u>know</u> if your attempt was successful or unsuccessful.	Might need to be graded by an Instructor.



# Once you have completed a course

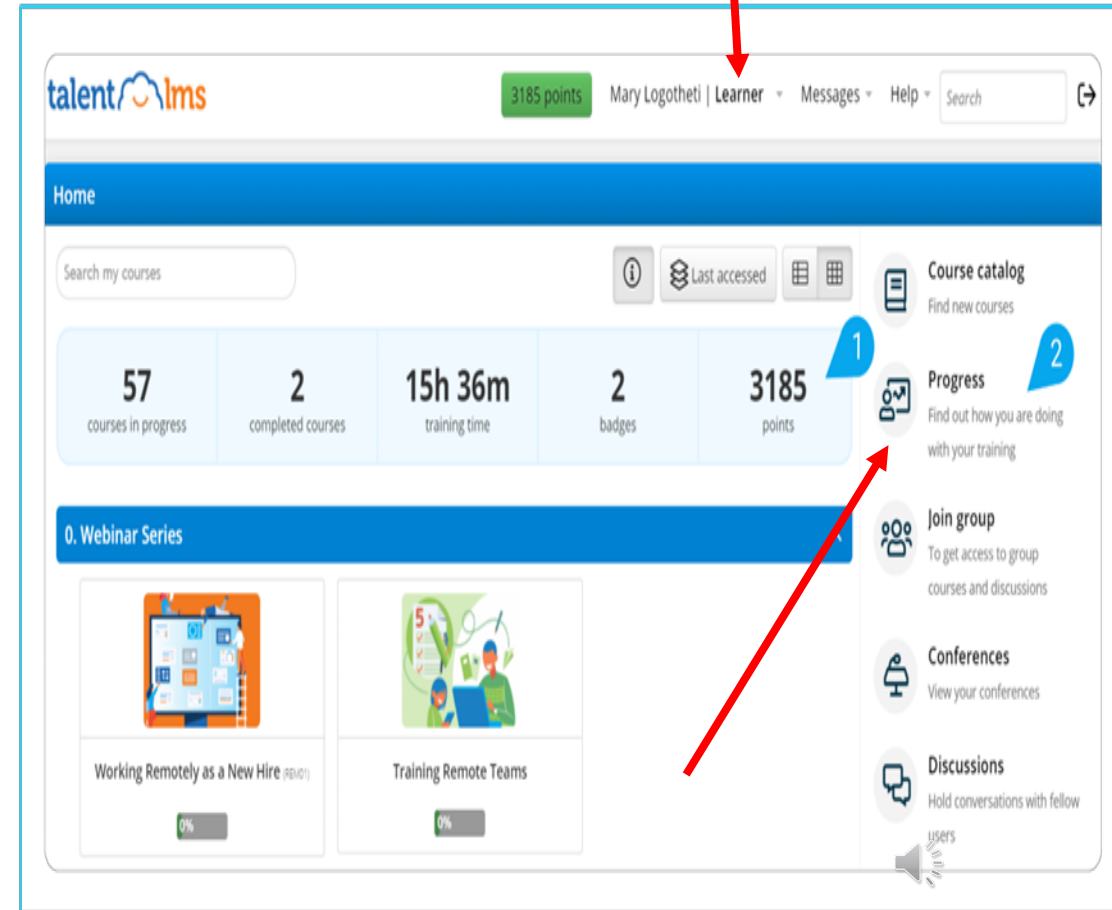
- Once you have completed all units of a course successfully, a pop-up window will appear indicating you have completed the course.
- If you don't see that pop-up, you can click on “progress” in your dashboard and see what unit you may not have completed or a unit where I have not yet graded an assignment.
- You will receive an unofficial certificate.
- Remember, however, that I will send you an official certificate for the NCREC within 24 hours of course completion.



# Viewing your progress

You can keep track of your course progress from different spots on the platform.

1. On your dashboard, you'll find the right-hand bar showing some general stats.
2. From your dashboard, go to **Progress** on the right panel to access more detailed reports.
3. Also click on **Learner** by your name to see more information, such as grades on assignments.

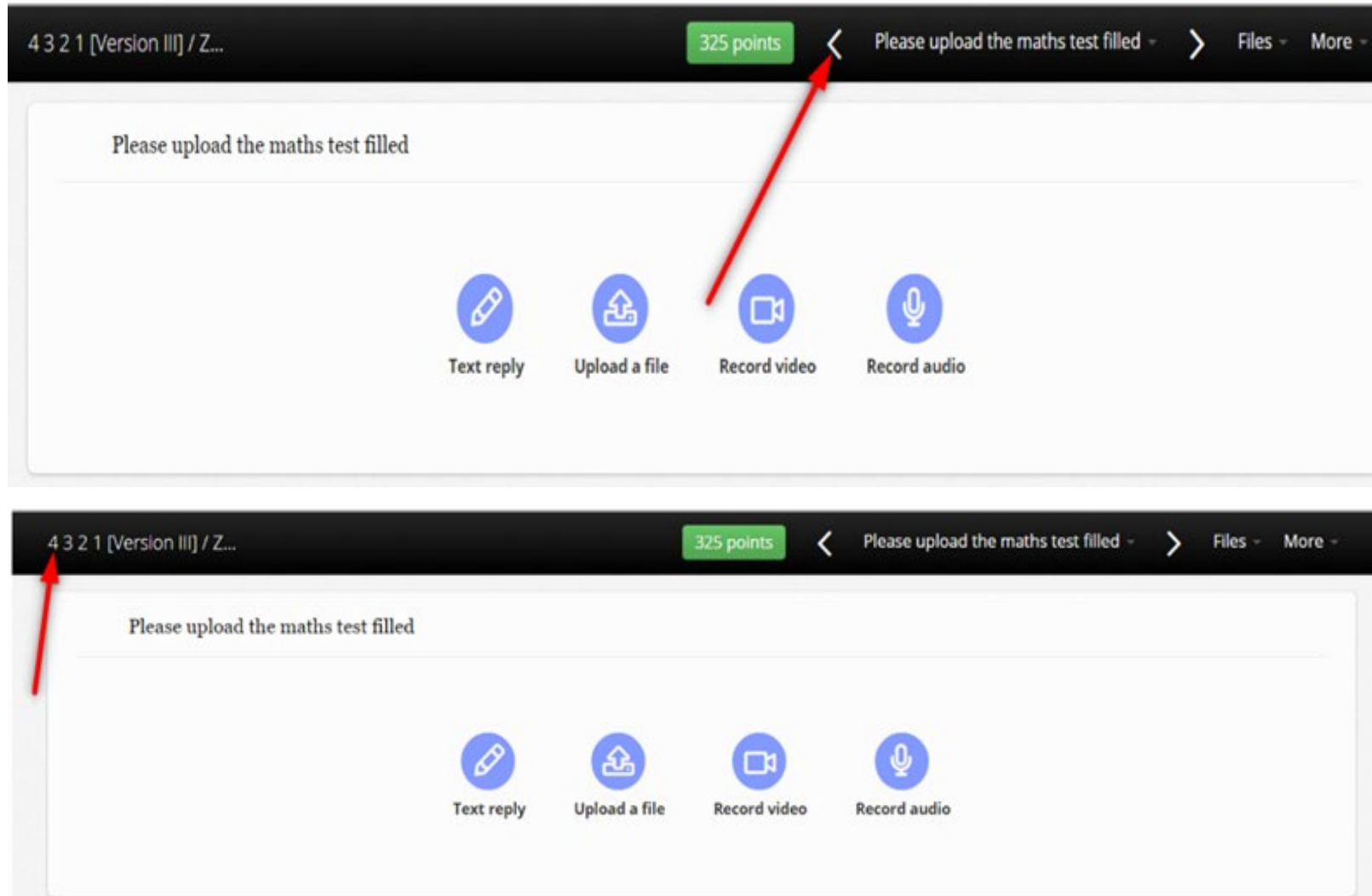


# Communicating with me

The screenshot shows a web application interface with a dark blue header. In the header, there is a 'Learner' dropdown menu and a 'Messages' dropdown menu. A search bar is located to the right of the 'Messages' dropdown. The 'Messages' dropdown is open, displaying a list of actions: 'Go to Inbox' (with an envelope icon), 'Send message' (with an envelope icon and a checkmark), and 'No messages'. Below the dropdown, there are two buttons labeled 'Progress' and 'Infograp'. The bottom of the image shows a red banner with the text 'Number' and 'Name of elective'.



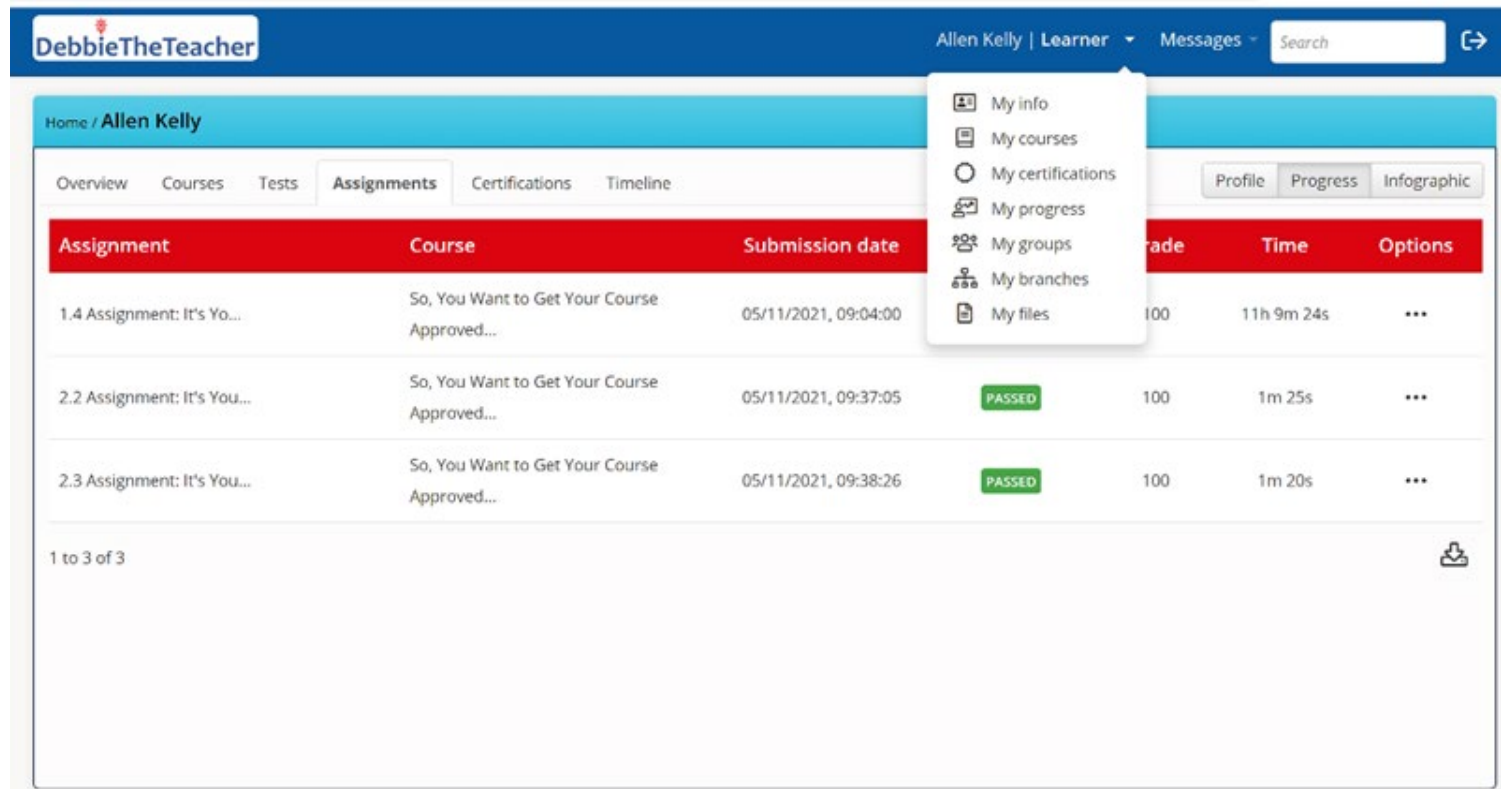
# Two ways to go back to a previous lesson



# Reviewing the teacher's feedback

Step 1. Go to your dashboard and at the top bar, click on **Learner**. A menu will drop down.

Step 2. Click on **My progress**.

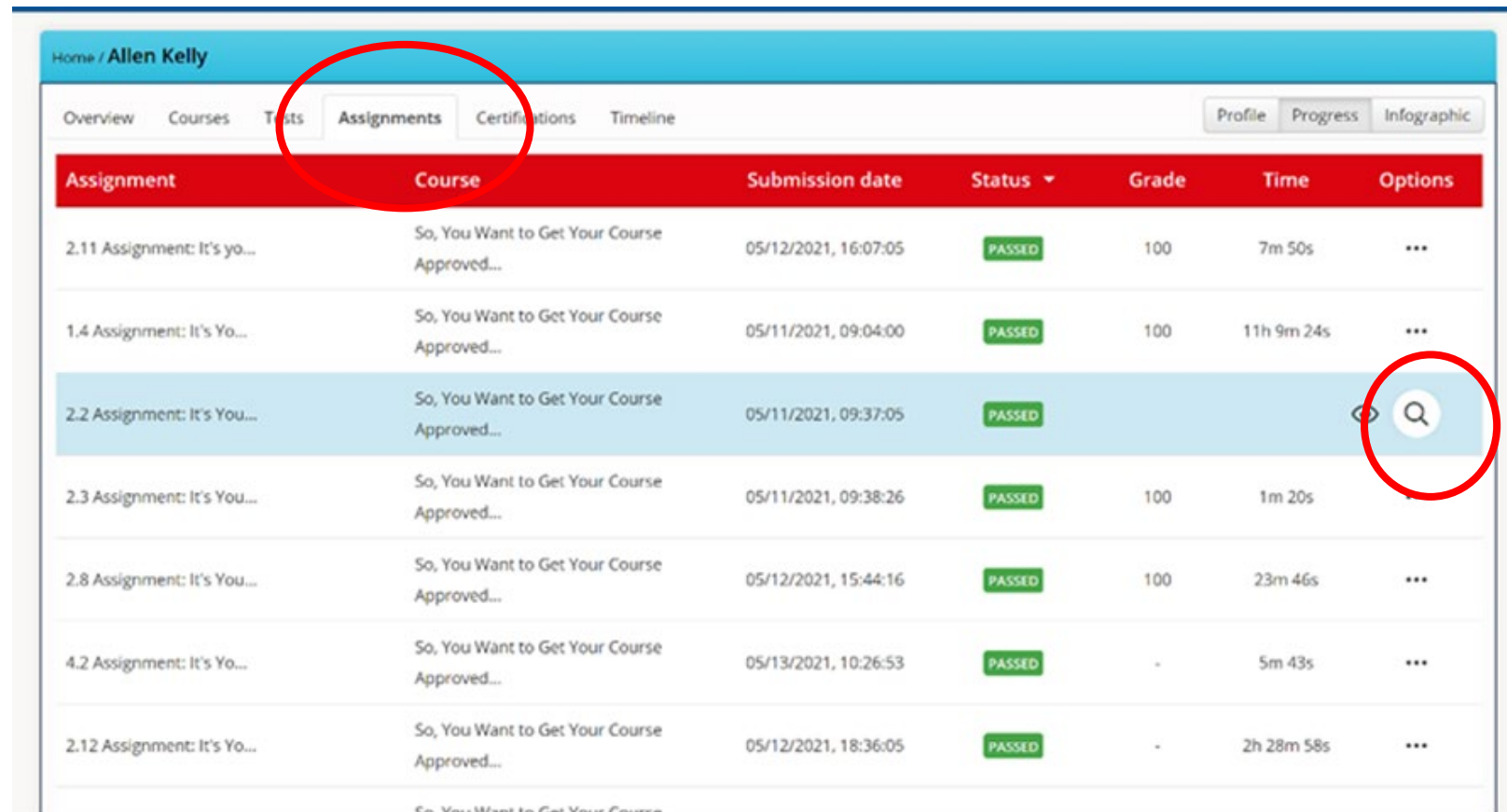


The screenshot shows the DebbieTheTeacher dashboard for user Allen Kelly. The top navigation bar includes the logo, user name, and a dropdown menu for 'Learner'. The 'Learner' dropdown menu is open, showing options: My info, My courses, My certifications, My progress (highlighted), My groups, My branches, and My files. The main content area shows the 'Assignments' tab with a table of assignments. The table has columns for Assignment, Course, Submission date, Grade, Time, and Options. Three assignments are listed, all with a grade of 100 and a time of 11h 9m 24s, 1m 25s, and 1m 20s respectively. The first assignment is '1.4 Assignment: It's Yo...' and the others are '2.2 Assignment: It's You...' and '2.3 Assignment: It's You...'. The 'Options' column contains three dots for each row. The bottom of the page shows '1 to 3 of 3' and a download icon.

Assignment	Course	Submission date	Grade	Time	Options
1.4 Assignment: It's Yo...	So, You Want to Get Your Course Approved...	05/11/2021, 09:04:00	100	11h 9m 24s	...
2.2 Assignment: It's You...	So, You Want to Get Your Course Approved...	05/11/2021, 09:37:05	100	1m 25s	...
2.3 Assignment: It's You...	So, You Want to Get Your Course Approved...	05/11/2021, 09:38:26	100	1m 20s	...



Click on assignments. Then click on the magnifying glass.



Home / Allen Kelly

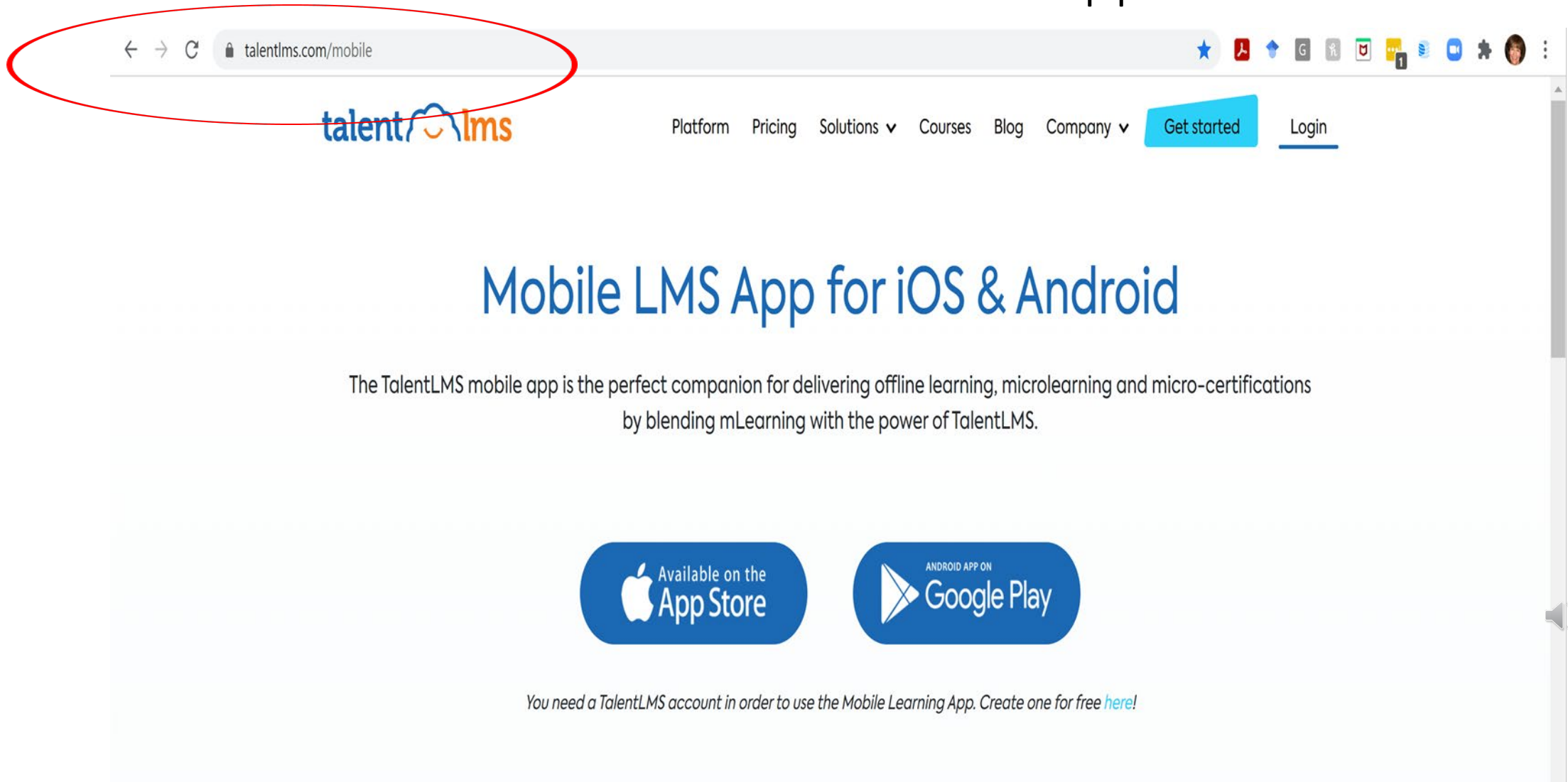
Overview Courses Tests **Assignments** Certifications Timeline Profile Progress Infographic

Assignment	Course	Submission date	Status	Grade	Time	Options
2.11 Assignment: It's yo...	So, You Want to Get Your Course Approved...	05/12/2021, 16:07:05	PASSED	100	7m 50s	...
1.4 Assignment: It's Yo...	So, You Want to Get Your Course Approved...	05/11/2021, 09:04:00	PASSED	100	11h 9m 24s	...
2.2 Assignment: It's You...	So, You Want to Get Your Course Approved...	05/11/2021, 09:37:05	PASSED			Q
2.3 Assignment: It's You...	So, You Want to Get Your Course Approved...	05/11/2021, 09:38:26	PASSED	100	1m 20s	...
2.8 Assignment: It's You...	So, You Want to Get Your Course Approved...	05/12/2021, 15:44:16	PASSED	100	23m 46s	...
4.2 Assignment: It's Yo...	So, You Want to Get Your Course Approved...	05/13/2021, 10:26:53	PASSED	-	5m 43s	...
2.12 Assignment: It's Yo...	So, You Want to Get Your Course Approved...	05/12/2021, 18:36:05	PASSED	-	2h 28m 58s	...




Consider using the Talent LMS app if you wish to complete the course on a mobile device or tablet.

But I'm not a fan of the app.



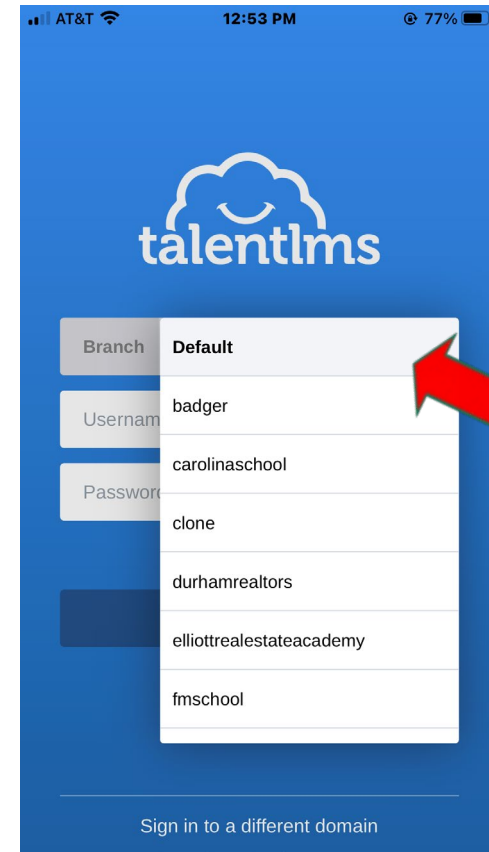
The screenshot shows the TalentLMS mobile website. The browser's address bar at the top is circled in red and contains the URL "talentlms.com/mobile". Below the address bar is the TalentLMS logo and a navigation menu with links for Platform, Pricing, Solutions, Courses, Blog, and Company. There are also buttons for "Get started" and "Login". The main heading of the page is "Mobile LMS App for iOS & Android". Below this, a paragraph states: "The TalentLMS mobile app is the perfect companion for delivering offline learning, microlearning and micro-certifications by blending mLearning with the power of TalentLMS." At the bottom, there are two blue buttons: "Available on the App Store" and "ANDROID APP ON Google Play". A small note at the very bottom says: "You need a TalentLMS account in order to use the Mobile Learning App. Create one for free [here!](#)"

If you are using your phone and the TalentLMS app, if you log out, remember you have to log in again.  
That means using “DebbieTheTeacher” as the domain name.



In the next step, if you came to my classes directly, then leave the option set to "default."

If you came to my classes through another education provider, you will then need to select the branch in the second step.



# Misc.

- **What type of email notifications will I receive?**
- You can expect to receive emails related to actions your instructor has taken and would like to communicate with you--for example, when I have added some new information to a course or an alert that feedback from your submitted assignments is ready.
- The email address you'll see is [noreply@talentlms.com](mailto:noreply@talentlms.com). If these emails end up in your Spam folder, mark this email address as 'safe' in your email provider.
- **Where do I access file?**
- There are two places to look for files:
  - From the course you are viewing. Click on Files at the top right to access files shared.
  - From your user profile. Hover over your name at the top of the page, click My files and view any files shared.
- **What happens if my computer shuts down or my connection is lost while I'm completing a course?**
- You can abandon and resume a course at any point. Just return to the course, click Resume, and you'll be able to continue from the last unit you accessed. If you were in the middle of a test, you'd be able to resume from the last pending question.



Thank you for enrolling in my course!  
You can download the printed version of this program from the  
FILES in your course.



**Debbie The Teacher**  
Courses that make you **think.**

