

Thank you for taking my
on-demand course.



Debbie The Teacher
Courses that make you **think.**



Getting started with the Talent LMS platform



Table of Contents

- Enrolling and Getting Started: Slides 3-15
- Logging Out and Back In: Slides 16-25
- Completing Lesson and Completing the Course: Slides 26-27
- Viewing Your Progress: Slide 28
- Communicating with Me: Slide 29
- Going Back and Forth: Slide 30
- Reviewing Teacher Feedback: Slides 31-32
- The Talent LMS App: Slides 33-34
- Miscellaneous: Slide 35



First, enroll. It's simple.
Click on enroll.



DebbieTheTeacher

Home Page NC Elective Courses FAQs Your instructor School Policies Enroll Login →

Welcome to Debbie Long's On-Demand Courses
Customized for NC Real Estate Brokers

Debbie The Teacher
Real estate courses that make you **think.**

Approved NCREC Electives and State Exam Prep
Fast. Convenient. Great customer service.

Fill in the information on the screen.

If you don't have a license number, just fill in 0000.

Enroll →

FIRST NAME

LAST NAME

EMAIL ADDRESS


USERNAME

PASSWORD

LICENSE NUMBER (OR 000000 IF NOT LICENSED)

PHONE NUMBER

[Create account](#)

[Enroll with social media](#) 

[Log in](#)

Choose the category of your course: NC Elective or Exam Prep or Instructor/Course Development

NameGridGrid

CATEGORIES

- Course development (1)
- NC Elective (5)
- NC State Exam Prep (1)

NC Elective \$59.00

Everything I Know about Real Estate, I Learned from the Movies (and TV)

Land and real estate brokers are often motifs and characters in television and movies. You will enjoy this video-rich course which includes clips from Burlesque, It's a Wonderful Life, the Big Short, and more! Watch Debbie inter-weave her love of...

Enroll in this course

NC Elective \$59.00

For Your Own Good: The Realtor Code of Ethics

Awarded "Education Program of the Year," this course meets the National Association of Realtor membership requirement that must be met every three years by NAR members by Dec. 2021. This course also provides four hours of real estate elective...



Enroll in this course

NC Elective \$59.00

From Heaven to Hell: Air, Surface, and Subsurface Rights

In NC, it's assumed that when you own property, you have all the air, surface, and subsurface rights associated with your lot. But that's not always true. Real estate ownership can be split and sold, leased, assigned and purchased. Sometimes air...

Enroll in this course



Then choose your course and click on “enroll in this course.”

Search courses

Name

CATEGORIES

- Course development (1)
- NC Elective (5)
- NC State Exam Prep (1)

Everything I Know about Real Estate, I Learned from the Movies (and TV) NC Elective \$59.00

Land and real estate brokers are often motifs and characters in television and movies. You will enjoy this video-rich course which includes clips from Burlesque, It's a Wonderful Life, the Big Short, and more! Watch Debbie inter-weave her love of...

Enroll in this course

For Your Own Good: The Realtor Code of Ethics NC Elective \$59.00

Awarded "Education Program of the Year," this course meets the National Association of Realtor membership requirement that must be met every three years by NAR members by Dec. 2021. This course also provides four hours of real estate elective...

Enroll in this course

From Heaven to Hell: Air, Surface, and Subsurface Right NC Elective \$59.00

In NC, it's assumed that when you own property, you have all the air, surface, and subsurface rights associated with your lot. But that's not always true. Real estate ownership can be split and sold, leased, assigned and purchased. Sometimes air...

Enroll in this course



The next screen asks you for your payment.
After completing this form, click checkout.

The screenshot shows a payment form titled "Payment" overlaid on a course catalog page. The form fields are as follows:

- Course: Everything I Know about Real Estate, I L...
- Price: \$59.00
- Card number:
- CVC:
- Expiration date: MM / YY

At the bottom of the form, there is a button labeled "Checkout" and the text "or cancel". Below this, it says "This is a secured transaction". A red circle highlights the "Checkout" button and the "This is a secured transaction" text.



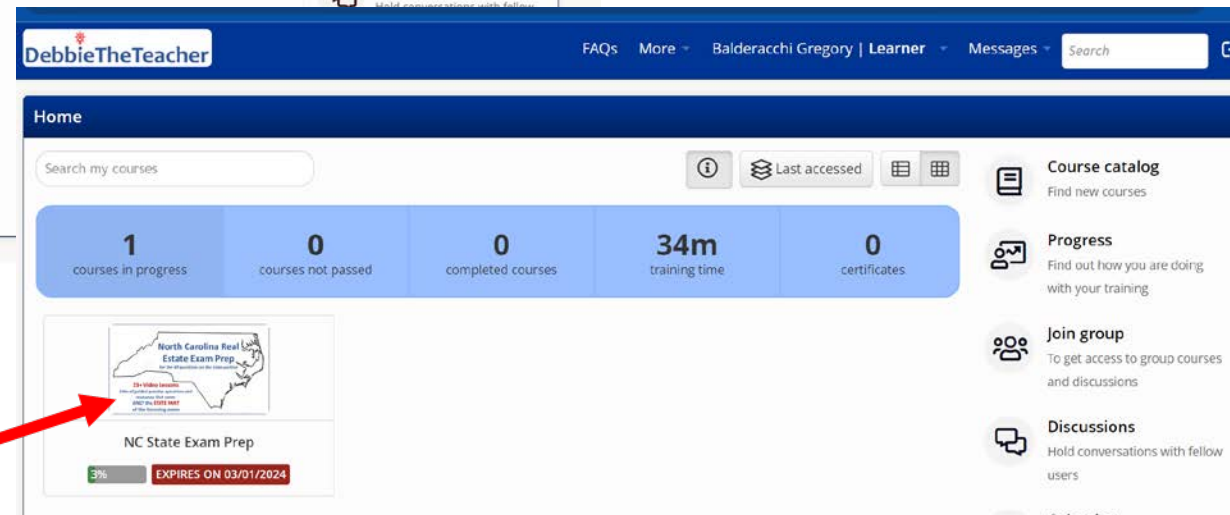
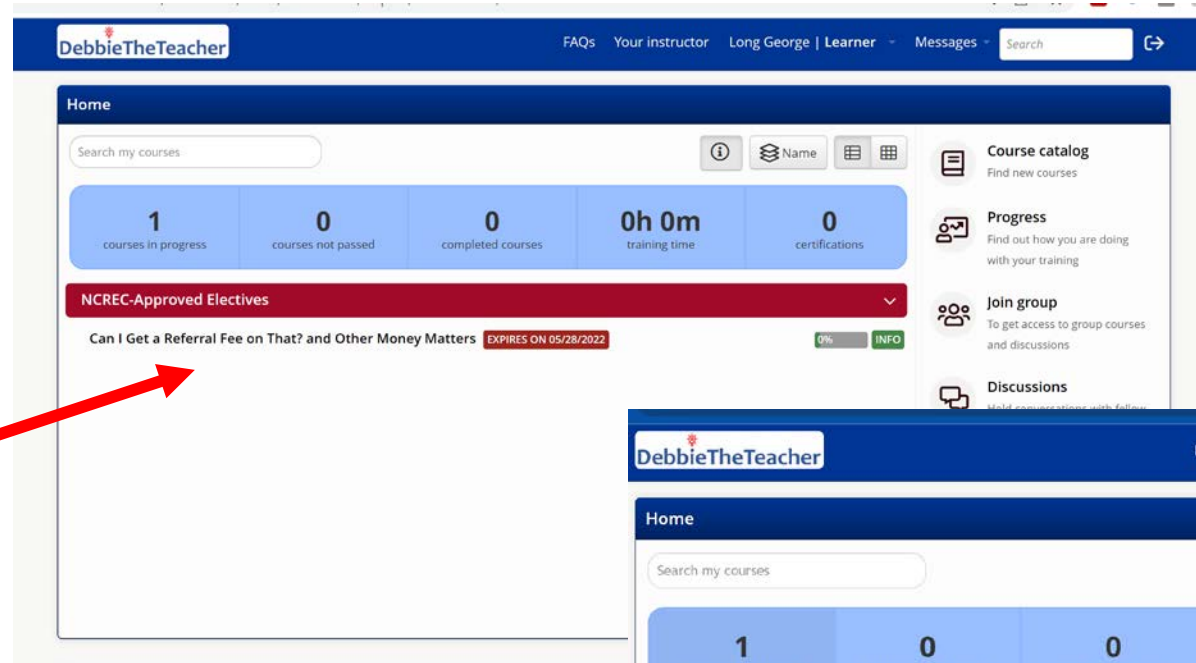
You will then see a screen that asks you to accept the terms of the course.



After you click on accept, you will automatically be taken to...



The next screen will look something like one of these two images.
Your course title should appear on the dashboard.
You will also see the course expiration date and other information.



You have two places where you can click on the screen to get started:

- 1) click on the **course title**
- or 2) click on **your name** and select “my courses.”

The screenshot shows the user interface for DebbieTheTeacher. At the top, the user is identified as 'Long George | Learner'. A red arrow labeled '#2' points to the user's name in the top navigation bar. A dropdown menu is open, showing options: 'My info', 'My courses', 'My certifications', 'My progress', 'My groups', 'My branches', and 'My files'. A red arrow labeled '#1' points to the course title 'Can I Get a Referral Fee on That? and Other Money Matters' in the 'NCREC-Approved Electives' section. The course title is followed by 'EXPIRES ON 05/28/2022' and a progress indicator showing '0%'.

DebbieTheTeacher

FAQs Your instructor Long George | Learner Messages Search

Home

Search my courses

1 courses in progress 0 courses not passed 0 completed courses 0h 0m training time

NCREC-Approved Electives

Can I Get a Referral Fee on That? and Other Money Matters EXPIRES ON 05/28/2022 0% INFO

Course catalog Find new courses

Progress Find out how you are doing with your training

Join group To get access to group courses and discussions

Discussions Hold conversations with fellow users

Calendar View current and upcoming events

The next page is where you start the course. Make sure you click on “start or resume course” to get started on the course itself. Note that I also have an introductory video about the course that you can watch or skip.

The screenshot shows a web browser interface for 'DebbieTheTeacher'. The top navigation bar includes 'FAQs', 'Your instructor', 'Long George | Learner', 'Messages', and a search bar. The breadcrumb trail reads 'Home / Course catalog / Can I Get a Referral Fee on That? and Other Money ...'. The main content area is titled 'NCREC-Approved Electives' and 'Can I Get a Referral Fee on That? and Other Money Matters'. It contains introductory text about referral fees and a 'read more' link. A video player is embedded at the bottom, showing a play button over the video title. A red arrow points to the 'Start or resume course' button on the left side of the page.

There are other buttons to play with if you are interested.
Just click on them and see how they operate.

The screenshot shows the 'ebbieTheTeacher' user interface. At the top, there is a navigation bar with links for 'FAQs', 'Your instructor', 'Log out', 'George | Learner', and 'Messages', along with a search bar. Below this is a 'Home' section with a 'Search my courses' input field. A central dashboard displays statistics: 1 course in progress, 0 courses not passed, 0 completed courses, 0h 0m training time, and 0 certifications. A red circle highlights a set of icons (info, name, list, grid) above these statistics. Below the dashboard is a section for 'NCREC-Approved Electives' with a course titled 'Can I Get a Referral Fee on That? and Other Money Matters' that expires on 05/28/2022. On the right side, a sidebar contains several menu items: 'Course catalog' (Find new courses), 'Progress' (Find out how you are doing with your training), 'Join group' (To get access to group courses and discussions), 'Discussions' (Hold conversations with fellow users), and 'Calendar' (View current and upcoming events). A red circle highlights the 'Course catalog' and 'Progress' items. A red arrow points from the top text box to the 'Name' icon, and another red arrow points from the right to the 'Course catalog' and 'Progress' items.

This is what a lesson might look like.

The unit title and number



This is an example of a video lesson. You must click on the arrow. When finished viewing, you must then click on the *completed; let's continue* button.

The screenshot shows a video player interface. At the top, a blue header contains the text 'From Heaven to Hell: Air, Surface, ...' on the left and navigation icons (back, forward, Edit, Add, Files, More) on the right. Below the header, the unit title '2.2 Intro to course and the concept of split estates' is displayed. A message 'Please listen to this video lesson.' is shown. The video player area features a title card with a diagram of property rights (Public Air Rights, Private Air Rights, Surface Rights, Subsurface Rights for Coal, Minerals, Oil, Water) and the text 'From Heaven to Hell: Air, Surface and Subsurface Rights' and 'A North Carolina Real Estate Elective by Deborah Long Winter Harbor Enterprises © 2020'. A play button is overlaid on the title card. A small video inset shows a woman speaking. At the bottom, a progress bar is visible, and a brown button labeled 'Completed. Let's continue.' is shown. A red arrow points from the text 'When finished viewing, you must then click on the completed; let's continue button.' to this button.



Make sure you see and download the documents in the FILES section of your course.



A screenshot of a course page. The top navigation bar is blue and contains the text 'Everything I Kn...', a green 'View as Instructor' button, a left arrow, the course title '2.5 Love of the Land: Cultural Perspectives', a right arrow, and a 'Files' dropdown menu. The 'Files' dropdown is open, showing three PDF documents: 'Everything I Kn...L On Demand.pdf', 'Movie Links.pdf', and 'Policies and Pr...ures 010521.pdf'. Below the navigation bar, the page title '2.5 Love of the Land: Intro to Pocahontas' is displayed in red. Below the title, there is a text prompt: 'Please watch and listen to this introduction to Pocahanta'. The main content area features a large blue rectangle on the left with the text 'Love of the Land' and 'CULTURAL PERSPECTIVES' and a red play button icon. To the right of this is a vertical image of the Disney movie 'Pocahontas' featuring the character Pocahontas. A small speaker icon is visible in the bottom right corner of the page.





Logging in and out



It's a good idea to bookmark the URL of the school site.

If you log out, just click on the bookmark or go back to where you first enrolled and log in again.

URL or
site
name



If you have forgotten where you enrolled, look in your email inbox. I sent you a “thank you for enrolling” email with the log-in location.




Logging back in


- Go to the URL (website address) where you found the course you wanted.
- The URL is probably <https://debbietheteacher.talentlms.com/>
- But it could be through one of my clients, such as GoSchool, the Durham Association, etc.
- If you are a teacher taking my instructor development programs, your URL is teachers-debbietheteacher.talentlms.com
- Check your email since I sent you a reminder about your starting point for the course as well as your user ID and password.



Logging back in


Check your email since I sent you a reminder about your starting point for the course as well as your user ID and password.

From DebbieTheTeacher <noreply@talentlms.com> 

To Deborah Long 

Subject Dear {related_user_first_name},

2:11 PM

Reply Forward Archive Junk Delete More 

Thank you so much for enrolling in {course_name}. I hope you enjoy the course.


It's a good idea to bookmark the home page of my on-demand courses for your course: {site_name}



You should find the program easy to navigate, but just in case you are unfamiliar with on-demand courses, please watch and read the introductory material in Section 1 when you get started. There's even a video and a manual to help you figure out where the navigation tools are. You can find the video and Learner Handbook here: <https://debbietheteacher.com/using-talent-lms> The handbook is also in the course FILES.

If you have any questions, it's easiest for me to respond by email. Please contact me at DebbieTheTeacher@gmail.com. I usually respond in less than 24 hours.

Your teacher,

Debbie



Unread: 1 Total: 44  Today Pane 

Another sample email



● **DebbieTheTeacher** <noreply@talentlms.com>

To: drdeborahlong@att.net



Sun, Mar 19 at 2:28 PM ☆

Thank you for enrolling in my on-demand course. PLEASE SAVE THE FOLLOWING INFORMATION.

A new account has been setup for you on <https://debbietheteacher.talentlms.com/>.

Please use the following credentials to login:

Username: drdeborahlong

Password: drdeborahlong

This email was sent from <https://debbietheteacher.talentlms.com/> at 03/19/2023, 14:23:28



The next screen allows you choose your course from two places:

#1. Double click on the course title



The screenshot shows the 'DebbieTheTeacher' dashboard. At the top, there is a navigation bar with links for 'FAQs', 'Your instructor', 'Broker Test | Learner', 'Messages', and a search bar. Below this is a 'Home' section with a search bar for courses and several statistics: 1 course in progress, 0 courses not passed, 0 completed courses, 0h 0m training time, and 0 certificates. A red bar highlights 'NCREC-Approved Electives' with a dropdown arrow. Below this, a course titled '30 Websites that Brokers (and Consumers) Should Know (or Know Better)' is listed with a 0% progress indicator and an 'INFO' button. On the right side, there is a sidebar with links to 'Course catalog', 'Progress', 'Join group', 'Discussions', and 'Calendar'.

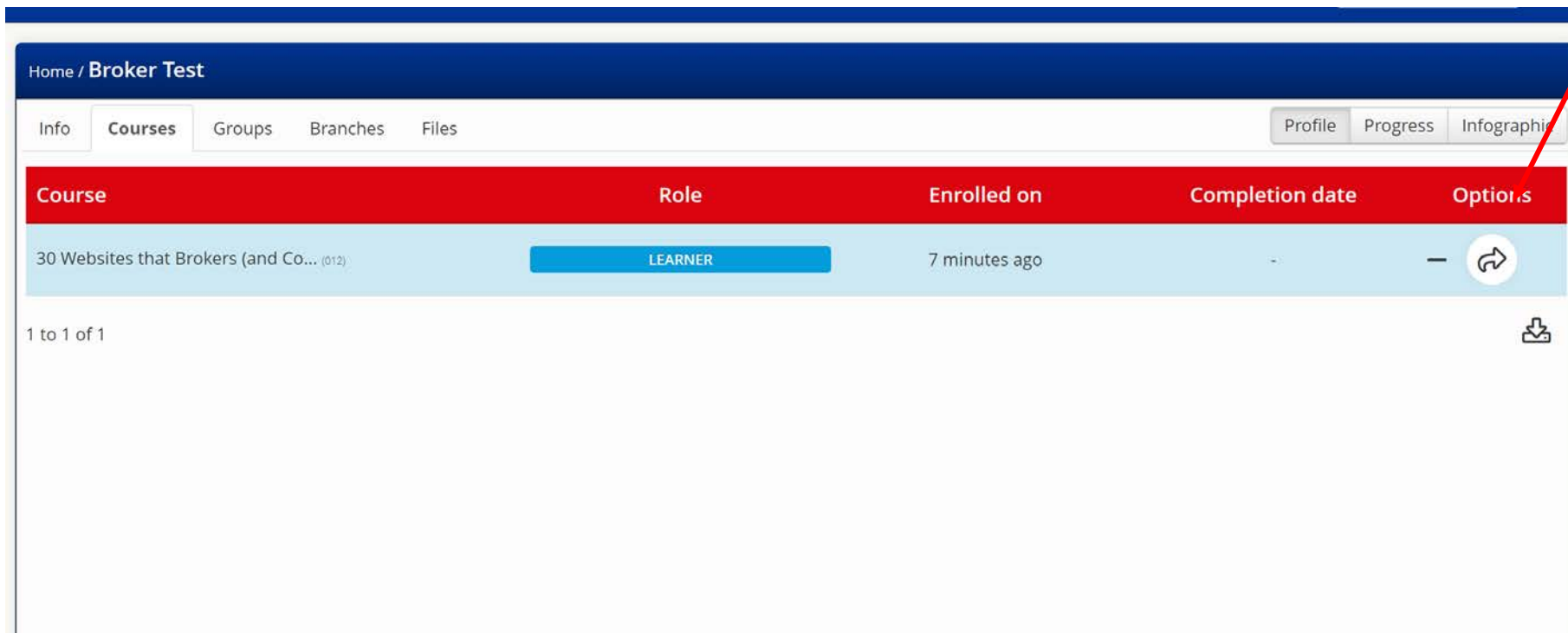
Or #2: Click on "Learner."



You will see three dots.
Click on the three dots.





Click on the arrow.
You will go to your course.



Home / Broker Test

Info **Courses** Groups Branches Files Profile Progress Infographic

Course	Role	Enrolled on	Completion date	Options
30 Websites that Brokers (and Co... (012)	LEARNER	7 minutes ago	-	- 

1 to 1 of 1 



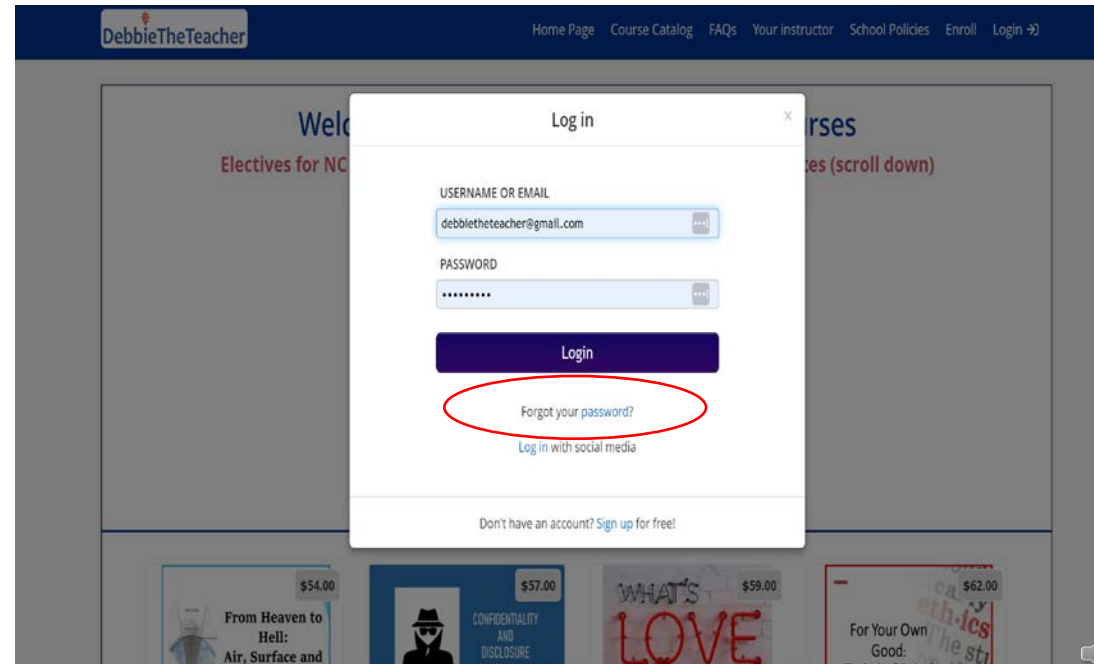
Or your screen may look like this.
Click on arrow of the course you have chosen and you will go to where you left off.

The screenshot shows a user interface for 'DebbieTheTeacher'. At the top, there is a navigation bar with the user's name 'Long Deborah | Learner', a 'Messages' notification with a red '3', and a 'Help' link. Below this is a 'Home' section with a search bar and several statistics: '7 courses in progress', '0 courses not passed', '3 completed courses', '26d 8h training time', and '3 certifications'. A grid of course cards is displayed below. The first card, 'Everything I Know about Real Estate, I Le...', is highlighted with a red box and features a play button icon and a 'Start or resume course' button. Other cards include 'From Heaven to Hell: Air, Surface, and S...', 'Investment FUNdamentals: What's my r...', 'Math Prep for the NC Licensing Exam', 'Multiple Offers: The Good, The Bad, and the Ugly', and 'NC State Exam Prep'. A right-hand sidebar contains links to 'Course catalog', 'Progress', 'Join group', 'Discussions', and 'Calendar'.



If you are having trouble finding the starting screen, make sure you are:

1. Going to the right URL: for example, <https://debbietheteacher.talentlms.com>
2. If you have forgotten your password or user id and you can't get into the system, go to the first page and ask for a password reset.
3. If you don't see this screen and/or if you don't get a password reset email, you are probably not at the right URL.



How to complete lessons

To complete a unit, you might need to:

- Sometimes you have to answer a question. If your answer is correct, you'll move to the next unit. If not, you will have many chances to try again.
- If you have an assignment, you can submit it, but look for an email from me when I have provided feedback. If for any reason your submission doesn't satisfy the assignment, you will be asked to resubmit.

Tests	Assignments
You'll need to answer all questions to move on.	You'll be prompted to submit a reply.
Graded automatically. You'll immediately <u>know</u> if your attempt was successful or unsuccessful.	Might need to be graded by an Instructor.



Once you have completed a course

- Once you have completed all units of a course successfully, a pop-up window will appear indicating you have completed the course.
- If you don't see that pop-up, you can click on "progress" in your dashboard and see what unit you may not have completed or a unit where I have not yet graded an assignment.
- You will receive an unofficial certificate.
- Remember, however, that I will send you an official certificate for the NCREC within 24 hours of course completion.



Viewing your progress

You can keep track of your course progress from different spots on the platform.

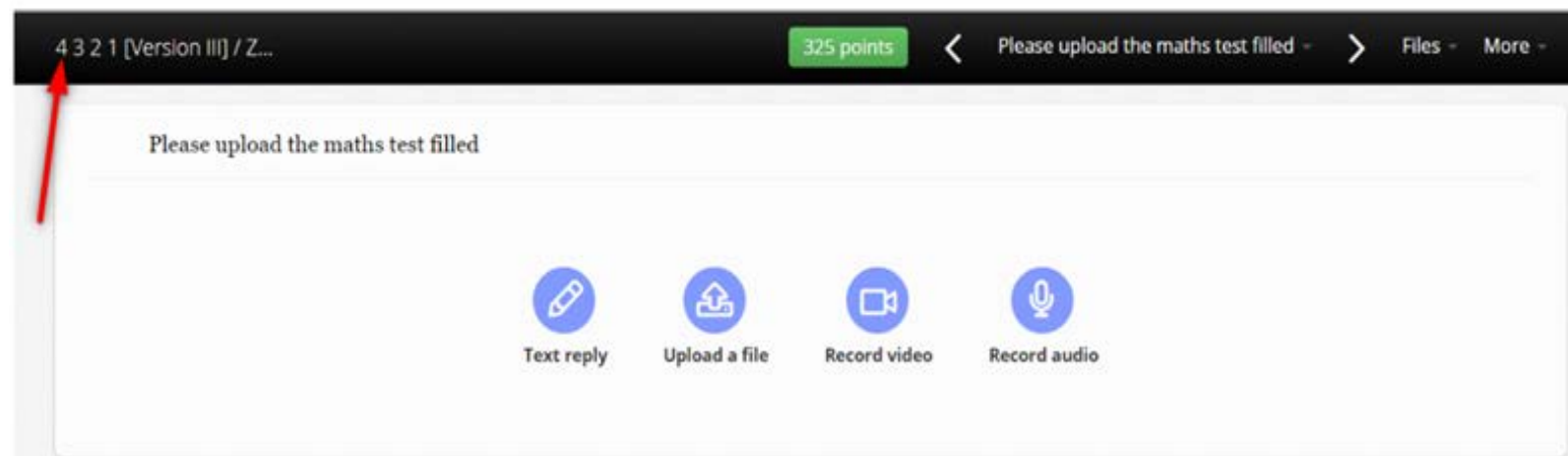
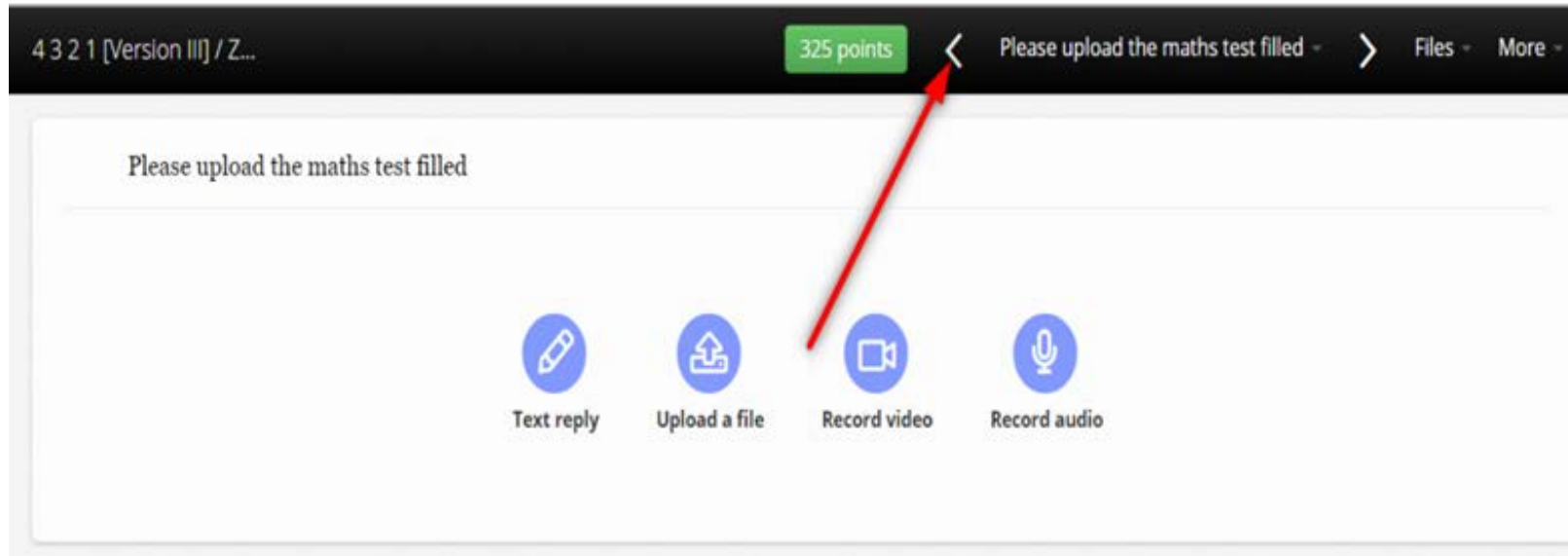
1. On your dashboard, you'll find the right-hand bar showing some general stats.
2. From your dashboard, go to **Progress** on the right panel to access more detailed reports.
3. Also click on **Learner** by your name to see more information, such as grades on assignments.

The screenshot displays the talentlms dashboard for user Mary Logotheti. The top navigation bar includes the logo, a green box showing '3185 points', the user name 'Mary Logotheti | Learner', and links for 'Messages' and 'Help'. A search bar is also present. Below the navigation bar is a 'Home' section with a search box and 'Last accessed' filters. A central statistics bar shows: 57 courses in progress, 2 completed courses, 15h 36m training time, 2 badges, and 3185 points. A right-hand sidebar contains navigation links: 'Course catalog', 'Progress' (highlighted with a blue '2'), 'Join group', 'Conferences', and 'Discussions'. A red arrow points from the title to the 'Learner' dropdown in the top bar. Another red arrow points from the 'Progress' link in the sidebar to the 'Progress' link in the statistics bar, which has a blue '1' notification bubble.

Communicating with me

The screenshot shows a user interface for a learning management system. At the top, there is a blue navigation bar with the logo "DebbieTheTeacher" on the left and navigation links for "FAQs", "Your instructor", "Broker Test", "Learner", and "Messages" on the right. A search bar is also present. Below the navigation bar, the page title is "Home / Broker Test". There are tabs for "Overview", "Courses", "Certificates", and "Timeline", with "Courses" being the active tab. To the right of the tabs are "Progress" and "Infographic" buttons. A dropdown menu is open over the "Messages" link, showing options: "Go to Inbox", "Send message", and "No messages". Below this, a table lists courses. The table has columns: "Course", "Progress", "Score", "Enrolled on", "Completion date", "Time", "Course Number", and "Name of elective cou". One course is listed: "30 Websites that Brokers (and Co... (012)" with a progress bar at 7%, a score of "-", and an enrollment time of "30 minutes ago". The table shows "1 to 1 of 1" items. A speaker icon is visible in the bottom right corner of the page.

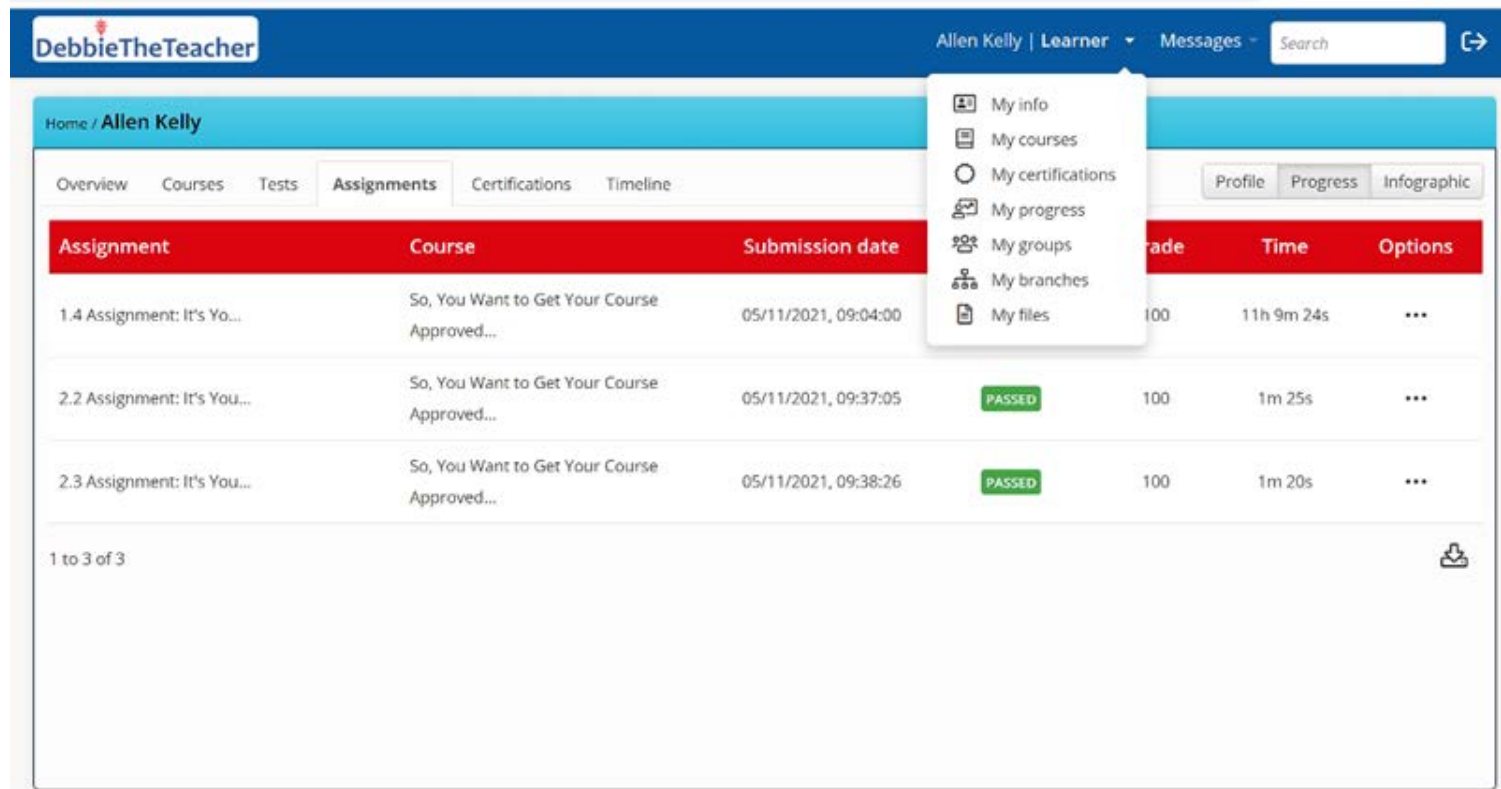
Two ways to go back to a previous lesson



Reviewing the teacher's feedback

Step 1. Go to your dashboard and at the top bar, click on **Learner**. A menu will drop down.

Step 2. Click on **My progress**.

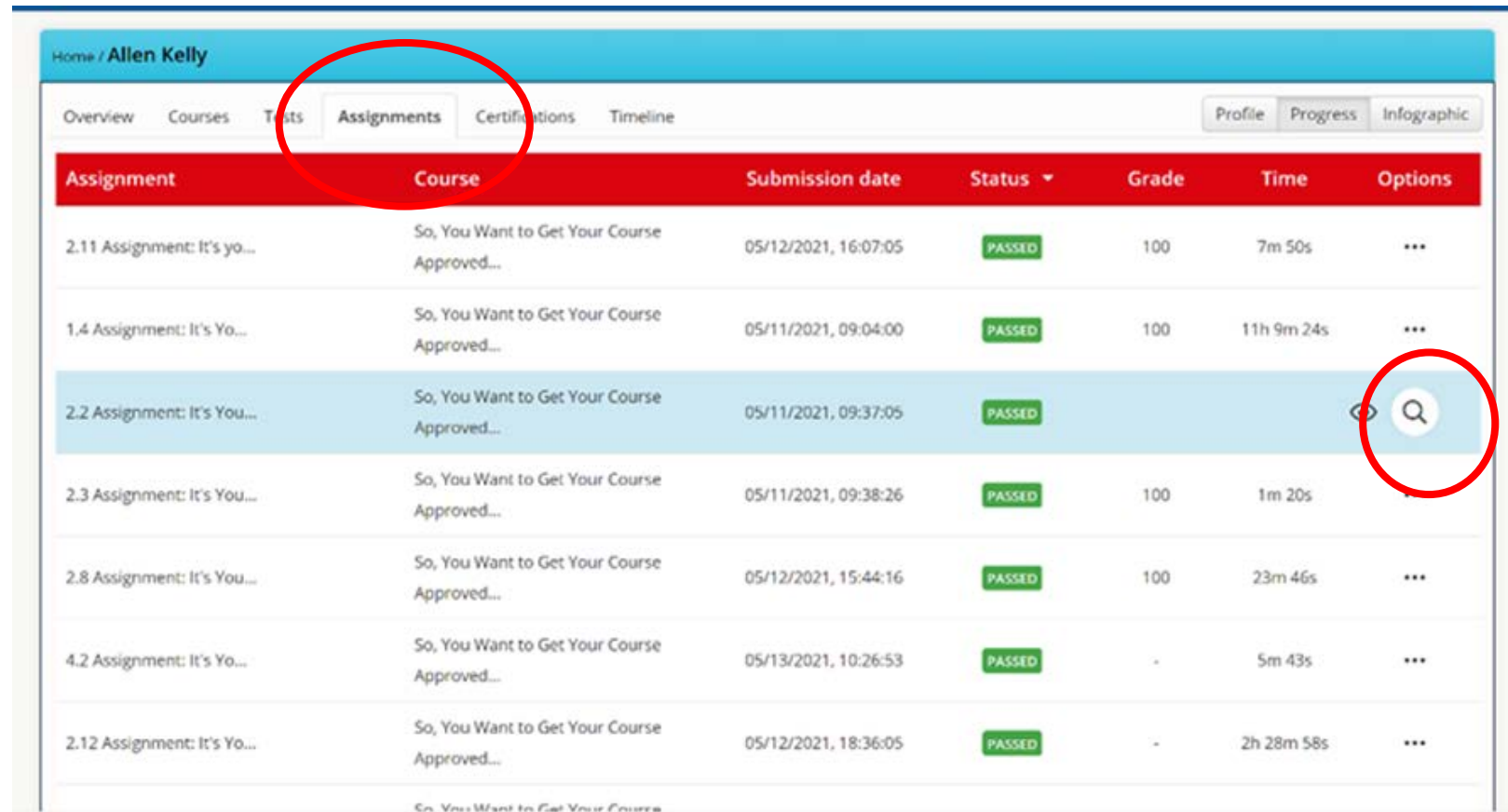


The screenshot shows the DebbieTheTeacher dashboard for user Allen Kelly. The top navigation bar includes the logo, user name, and a search bar. A dropdown menu is open under the 'Learner' tab, listing options like 'My info', 'My courses', 'My progress', 'My groups', 'My branches', and 'My files'. The 'My progress' option is highlighted. Below the menu, the 'Assignments' tab is active, displaying a table of assignments with columns for Assignment, Course, Submission date, Grade, Time, and Options. The table shows three assignments, all with a grade of 100 and a 'PASSED' status.

Assignment	Course	Submission date	Grade	Time	Options
1.4 Assignment: It's Yo...	So, You Want to Get Your Course Approved...	05/11/2021, 09:04:00	100	11h 9m 24s	...
2.2 Assignment: It's You...	So, You Want to Get Your Course Approved...	05/11/2021, 09:37:05	100	1m 25s	...
2.3 Assignment: It's You...	So, You Want to Get Your Course Approved...	05/11/2021, 09:38:26	100	1m 20s	...



Click on assignments. Then click on the magnifying glass.



Home / Allen Kelly


Overview Courses Tests **Assignments** Certifications Timeline Profile Progress Infographic

Assignment	Course	Submission date	Status	Grade	Time	Options
2.11 Assignment: It's yo...	So, You Want to Get Your Course Approved...	05/12/2021, 16:07:05	PASSED	100	7m 50s	...
1.4 Assignment: It's Yo...	So, You Want to Get Your Course Approved...	05/11/2021, 09:04:00	PASSED	100	11h 9m 24s	...
2.2 Assignment: It's You...	So, You Want to Get Your Course Approved...	05/11/2021, 09:37:05	PASSED			🔍
2.3 Assignment: It's You...	So, You Want to Get Your Course Approved...	05/11/2021, 09:38:26	PASSED	100	1m 20s	...
2.8 Assignment: It's You...	So, You Want to Get Your Course Approved...	05/12/2021, 15:44:16	PASSED	100	23m 46s	...
4.2 Assignment: It's Yo...	So, You Want to Get Your Course Approved...	05/13/2021, 10:26:53	PASSED	-	5m 43s	...
2.12 Assignment: It's Yo...	So, You Want to Get Your Course Approved...	05/12/2021, 18:36:05	PASSED	-	2h 28m 58s	...




Consider using the Talent LMS app if you wish to complete the course on a mobile device or tablet.

But I'm not a fan of the app.



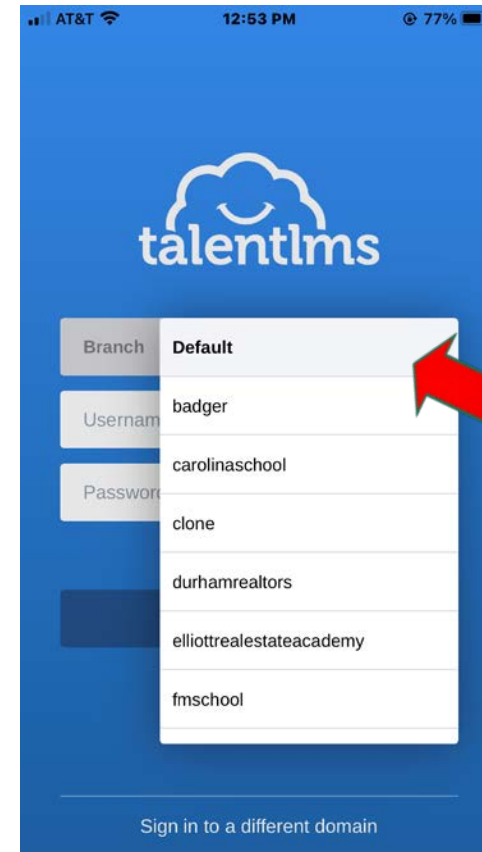
The screenshot shows the TalentLMS mobile website. The browser's address bar at the top is circled in red and contains the URL "talentlms.com/mobile". Below the address bar is the TalentLMS logo and a navigation menu with links for "Platform", "Pricing", "Solutions", "Courses", "Blog", and "Company". There are also buttons for "Get started" and "Login". The main heading is "Mobile LMS App for iOS & Android". Below this is a paragraph: "The TalentLMS mobile app is the perfect companion for delivering offline learning, microlearning and micro-certifications by blending mLearning with the power of TalentLMS." At the bottom, there are two buttons: "Available on the App Store" and "ANDROID APP ON Google Play". A small speaker icon is visible in the bottom right corner of the browser window.

If you are using your phone and the TalentLMS app, if you log out, remember you have to log in again. That means using “DebbieTheTeacher” as the domain name.



In the next step, if you came to my classes directly, then leave the option set to "default."

If you came to my classes through another education provider, you will then need to select the branch in the second step.



Misc.

- **What type of email notifications will I receive?**
- You can expect to receive emails related to actions your instructor has taken and would like to communicate with you--for example, when I have added some new information to a course or an alert that feedback from your submitted assignments is ready.
- The email address you'll see is noreply@talentlms.com. If these emails end up in your Spam folder, mark this email address as 'safe' in your email provider.
- **Where do I access file?**
- There are two places to look for files:
 - From the course you are viewing. Click on Files at the top right to access files shared.
 - From your user profile. Hover over your name at the top of the page, click My files and view any files shared.
- **What happens if my computer shuts down or my connection is lost while I'm completing a course?**
- You can abandon and resume a course at any point. Just return to the course, click Resume, and you'll be able to continue from the last unit you accessed. If you were in the middle of a test, you'd be able to resume from the last pending question.



Thank you for enrolling in my course!
You can download the printed version of this program from the
FILES in your course.



Debbie The Teacher
Courses that make you **think.**

