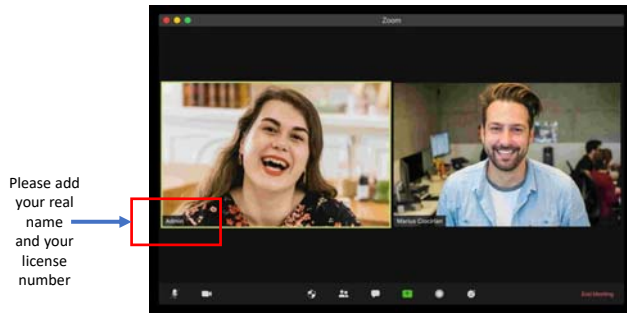
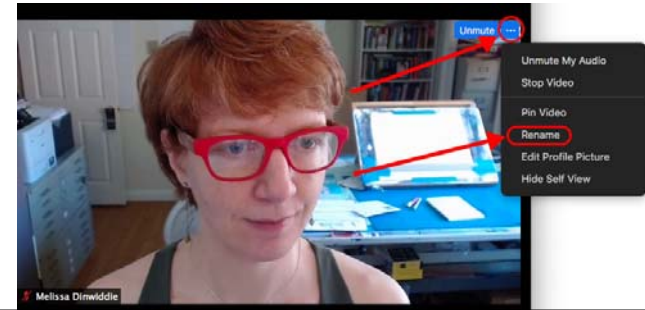


Here are two ways to change your name and/or add license number to your screen name.



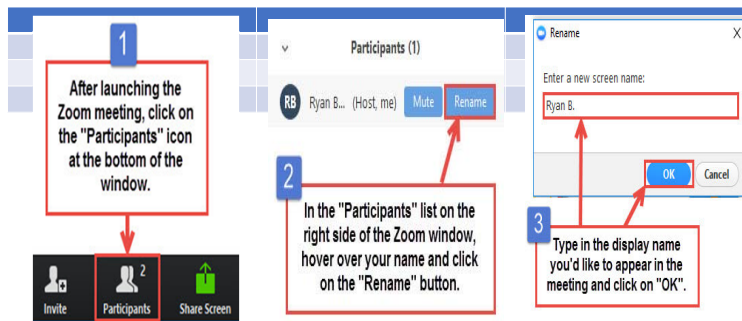
1

To change your name/add your license number:  
Bring your cursor to the top right-hand corner of your screen and you will see three white dots on a blue field.  
Click on those dots.  
Then click on *rename* and add your license number.



2

Or  
To add your name/license number:



3

If you have a nickname that you prefer to be called in class, format it like this:

Deborah H. "Debbie" Long 159975

NAMES  
&  
NUMBERS

NAMES  
&  
NUMBERS

NAMES  
&  
NUMBERS

NAMES  
&  
NUMBERS

4