



# *The Maryland Register*<sup>TM</sup>

Available across the U.S.A. & Canada

Maryland's Guide to Specialty Shopping & Premier Events

July/August 2025

*Free!  
Take One*





Maryland's Guide to Specialty Shopping & Premier Events



**Kim Keller**  
**2920 144th Ave. NE**  
**Ham Lake, MN 55304**  
**763-754-1661**  
**info@themarylandregister.com**  
**www.themarylandregister.com**

**Publisher Contact List**  
*Look for the paper in your travels across the United states and Canada.  
Find more information at [www.countryregister.com](http://www.countryregister.com)*

**USA:**

Arizona: Barb Stillman and Lolly Konecky, 515 E Carefree Hwy, #1128, Phoenix, AZ 85085, 602-942-8950  
Arkansas: Richard & Lenda Brown, P.O. Bo 32581, Oklahoma City, OK 73123, 405-470-2597  
California: Barb Stillman and Lolly Konecky, 515 E Carefree Hwy, #1128, Phoenix, AZ 85085, 602-942-8950  
Colorado: Jan & John Keller, 11250 Glen Canyon Dr., Falcon CO 80831, 719-866-8570  
Connecticut: Dave & Amy Carter, P.O. Box 2419, Cumming, GA 30028, 866-825-9217  
Delaware: Merle and Gail Taylor, P.O. Box 320, Meridianville, AL 35759, 888-616-8319  
Florida: Dave & Amy Carter, P.O. Box 2419, Cumming, GA 30028, 866-825-9217  
Georgia: Linda Parish, P.O. Box 389, Lexington, GA 30648, 706-340-1049  
Idaho: Kelsey Ruzicka, P.O. Box 2015, Belle Fourche, SD 57717, 605-568-0181  
Illinois: Richard & Lenda Brown, P.O. Bo 32581, Oklahoma City, OK 73123, 405-470-2597  
Indiana: Merle and Gail Taylor, P.O. Box 320, Meridianville, AL 35759, 888-616-8319  
Iowa: Linda Glendy, P.O. Box 6, Tama, IA, 52339, 1-641-751-2619  
Kansas: Cindy Baldwin, 988 9th Ave., McPherson, KS 67460, 866-966-9815  
Maine: Robin Levison, 24 Bluebird Lane, Gloversville, NY 12078, 518-752-6399  
Maryland: Kim Keller, 2920 144th Ave. NE, Ham Lake, MN 55304, 763-754-1661  
Massachusetts: Dave & Amy Carter, P.O. Box 2419, Cumming, GA 30028, 866-825-9217  
Michigan: Leslie Howell, 2875 Dunkirk Dr, Saginaw, MI 48603, 989-751-8860  
Minnesota: Kim Keller, 2920 144th Ave. NE, Ham Lake, MN 55304, 763-754-1661  
Missouri: Richard & Lenda Brown, P.O. Bo 32581, Oklahoma City, OK 73123, 405-470-2597  
Montana: Kelsey Ruzicka, P.O. Box 2015, Belle Fourche, SD 57717, 605-568-0181  
Nebraska: Kelsey Ruzicka, P.O. Box 2015, Belle Fourche, SD 57717, 605-568-0181  
Nevada (N): Barb Stillman and Lolly Konecky, 515 E Carefree Hwy, #1128, Phoenix, AZ 85085, 602-942-8950  
Nevada (S): Glenda Dunn, 4568 Carol Circle, Las Vegas, NV 89120, 702-523-1803  
New Hampshire: Robin Levison, 24 Bluebird Lane, Gloversville, NY 12078, 518-752-6399  
New Jersey: Merle and Gail Taylor, P.O. Box 320, Meridianville, AL 35759, 888-616-8319  
New Mexico: Jan & John Keller, 11250 Glen Canyon Dr., Falcon CO 80831, 719-866-8570  
New York: Mike & Wendy Rothfuss, 322 E Kenwood Dr, Louisville KY 40214, 502-468-3938  
North Carolina: Barb Stillman and Lolly Konecky, 515 E Carefree Hwy, #1128, Phoenix, AZ 85085, 602-942-8950  
North Dakota: Kelsey Ruzicka, P.O. Box 2015, Belle Fourche, SD 57717, 605-568-0181  
Ohio: Barb Moore, P.O. Box 37, Cable, OH 43009, 937-652-1157  
Oklahoma: Richard & Lenda Brown, P.O. Bo 32581, Oklahoma City, OK 73123, 405-470-2597  
Oregon: Kelsey Ruzicka, P.O. Box 2015, Belle Fourche, SD 57717, 605-568-0181  
Pennsylvania: Merle and Gail Taylor, P.O. Box 320, Meridianville, AL 35759, 888-616-8319  
Rhode Island: Dave & Amy Carter, P.O. Box 2419, Cumming, GA 30028, 866-825-9217  
South Carolina: Barb Stillman and Lolly Konecky, 515 E Carefree Hwy, #1128, Phoenix, AZ 85085, 602-942-8950  
South Dakota: Kelsey Ruzicka, P.O. Box 2015, Belle Fourche, SD 57717, 605-568-0181  
Texas: Richard & Lenda Brown, P.O. Bo 32581, Oklahoma City, OK 73123, 405-470-2597  
Vermont: Robin Levison, 24 Bluebird Lane, Gloversville, NY 12078, 518-752-6399  
Virginia: Dave & Amy Carter, P.O. Box 2419, Cumming, GA 30028, 866-825-9217  
Washington: Kelsey Ruzicka, P.O. Box 2015, Belle Fourche, SD 57717, 605-568-0181  
West Virginia: Gail & Merle Taylor, P.O. Box 320, Meridianville, AL 35759, 888-616-8319  
Wisconsin: Scott & Jennifer Hughes, P.O. Box 276, Altoona, WI 54720, 715-838-9426  
Wyoming: Kelsey Ruzicka, P.O. Box 2015, Belle Fourche, SD 57717, 605-568-0181

**Canada:**

Alberta: Marcy Horswill, Suite 114, 919 Centre St NW, Calgary AB T2E 2P6, 587-585-3545  
British Columbia: Jenifer Smith, 8726 Palmer Place, Summerland, B.C. V0H 1Z2, 604-506-4686  
Manitoba: Collen & Kirby Gust, Box 801 Stn Main, White City SK S4L5B1, 306-585-0274  
Ontario: Harriet Ramos, 103-575 Lacolle Way, Orleans, ON K4A 5B6, 613-612-8465

Get one years worth of papers for only \$18!

# Subscriptions

Send an \$18 check to:  
**The Maryland Register**  
**2920 - 144th Ave NE**  
**Ham Lake, MN 55304**

If you want to pay by credit card,  
please call 763-754-1661

Name: \_\_\_\_\_

Address: \_\_\_\_\_

City: \_\_\_\_\_ ST: \_\_\_\_\_ Zip: \_\_\_\_\_





AND THE WINNER IS...

Judy Boccuzzi of Germantown, MD won a copy of  
*Fabric + Paint + Thread = Fabulous*. Judy picked up her copy of  
*The Maryland Register* at Capital Quilts in Gaithersburg, MD!

Congratulations Judy!



City Listing	
Baltimore.....7	Hyattsville.....10
Catonsville.....7	New Windsor.....6
Dover, DE.....8	Newark, DE.....8
Easton.....9	Rock Hall.....9
Frederick.....5	Saint Michaels.....9
Gaithersburg.....10	Timberville, VA.....9

## Months July/August 2025

Volume 27 Number 4

The Maryland Register is published every other month. Copyright 2025. Reproduction or use, without permission, of editorial or graphic content in any manner is prohibited. The Maryland Register is licensed by The Country Register with exclusive rights to publish in the state of Maryland using logos and graphics owned by The Country Register.

Articles published in this newspaper, which are contributed by outside sources, express the opinions of their authors only, and may not express the viewpoint of the management or staff of The Country Register. Such articles that are accepted for publication herein may be edited at the sole discretion of the publisher. Responsibility for products advertised in this newspaper lies with the advertisers themselves. Though The Country Register will not knowingly publish fraudulent materials or fraudulently obtained materials, we are not liable for any damages arising from purchase or use of products advertised herein. Notifications regarding any consumer complaints related to merchandise purchased from our advertisers would be appreciated and would assist in our publishing efforts.

## Deadline For the Sept/Oct 2025 Edition is August 10th!

## Special Events

July

1-31 .....All Mid-Atlantic Shop Hop

31-Sept 7 .....Delectable Mountains Quilt Guild Quilt Show - Berkeley Springs, WV

August

1-31 .....All Mid-Atlantic Shop Hop

30....Yard Square Live Auction - Delectable Mountains Quilt Guild - Berkeley Springs,WV

September

4-20.....Best Kept Secrets Fall Tour - Harford & Cecil County

11-14.....Pennsylvania National Quilt Extravaganza - Greater Philadelphia

27-28.....Shenandoah Valley Festival - Clover Hill Yarn Shop - Catonsville

October

25.....Frederick Fiber Fest - Cloverhill Yarn Shop - Catonsville

November

8-9.....Maryland Alpaca Festival - Cloverhill Yarn Shop - Catonsville



## BEST KEPT SECRETS Fall TOUR



HARFORD & CECIL COUNTY MD  
*A Shopping, Food & Fun Adventure!*

September 4 - 20, 2025, Tue-Sat 10-5

A Shopping, Food & Fun Adventure featuring **15 Unique Tour Stops**.  
Travel from place to place & enjoy the excitement of supporting  
Small Business while benefiting from Discounts,  
Games and Free Drawings! **Tickets \$12**

[www.BestKeptSecretsTour.com](http://www.BestKeptSecretsTour.com) • 410-937-4413

## Recipe Exchange!

*We want your recipes!*



Have your favorite recipe featured in the  
next issue of The Maryland Register!

With every recipe you send in you will be  
entered in a drawing to win a copy of  
**Brown Family Favorites!**



Many families have their favorite recipes and often say  
they should publish a cookbook to save the recipes for  
generations to come. The Brown family of WaKeeney,  
Kansas, didn't just talk about it ... they did it!

Ernie and Janeen Brown come from a family that is  
well-known for its good cooks. They collected an amazing  
assortment of 537 recipes from family and friends. The  
professionally printed book is presented in a ring binder  
which allows more recipes to be added!

**Send in your recipes now!**

**2920 144th Ave. NE • Ham Lake, MN 55304**


## Where in Maryland?

Somewhere in Maryland the  
image to the right can be found.  
Where is it?

(Answer on page 7 of this issue)



# Join Us on our annual All Mid-Atlantic Shop Hop JULY AND AUGUST 2025



**ALL MID-ATLANTIC  
SHOP HOP**

Over **125** Stores, **100s** of Prizes, **Free** Gift at Every Store

Visit [www.AllMidAtlanticShopHop.com](http://www.AllMidAtlanticShopHop.com) and join our Facebook Group:  
[www.facebook.com/groups/allmidatlanticshophop](https://www.facebook.com/groups/allmidatlanticshophop) to learn all about it.

**Includes the states of Delaware, Maryland, New Jersey, Pennsylvania, Virginia, and West Virginia.**


The All Mid-Atlantic Shop Hop Magazine will go on sale Mid-May  
at all participating stores. It's your passport to embark on the  
Great Sewing Adventure™ across the Mid-Atlantic!

**ALL MID-ATLANTIC  
SHOP HOP**







# Maryland Quilt Guild Listing



**African American Quilters of Baltimore (AAQB)**  
P.O. Box 31528 • Baltimore, MD 21207  
www.aaqb.org  
Meets at St. Bartholomew's Church • Baltimore, MD 21229  
First Saturday of each month



**Faithful Circle Quilters Guild**  
Dedicated to perpetuating the heritage of quilting, sharing the skills and knowledge of quilting and stimulating fellowship and education among those interested in quilting.  
Contact:communications@faithfulcirclequilters.com  
Website: https://faithfulcirclequilters.com/



**Uhuru Quilters Guild**  
Promote the work and accomplishments of African American quilters and to preserve the traditions, culture and history of quilting.  
P.O. Box 47332 District Heights, MD 20747  
Meet monthly on 3rd Saturdays at St. Barnabas Episcopal Anglican Church, Upper Marlboro, MD  
Website: www.uhuruquiltersguildinc.org



**Village Quilters of Catonsville MD Quilt Guild**  
Preserve and promote the art and heritage of quiltmaking.  
We meet September - June on the third Thursday of the month.  
Meeting place: The Stafford Hall, Catonsville, MD  
Contact:contact@villagequiltersmd.com  
Website: https://villagequiltersmd.com

Would you like to have your Quilt Guild listed?  
Contact us today to hear how you can get listed as well as receive a discount on any advertising for your guild events!  
**763-754-1661 • info@themarylandregister.com**



## On this day in History

**July 1, 1963:** The United States Postal Service introduces the Zone Improvement Plan as part of a plan to improve the speed of mail delivery, inaugurating the use of machine-readable ZIP codes to facilitate the efficient sorting of mail at a national level. In 1943, the Post Office had created numbered zones for more than 100 urban areas around the country. But in the post-WWII boom, that system quickly became inadequate. Between 1943 and 1962, annual mail volume doubled from 33 billion to 66.5 billion pieces, and the average mailed letter passed through an average of 17 sorting stops. Suburbs were sprouting exponentially, and mail transport was shifting from railway to highway and air, making old urban hub systems obsolete.

**August 10, 1939:** The Wizard of Oz, starring Judy Garland has its world premiere in Green Bay, Wisconsin. It would open widely in U.S. theaters some two weeks later.

Information found on www.history.com

# 2025 Delectable Mountains Quilt Guild Quilt Show

July 31- Sept. 7  
**Morgan Arts Council (MAC)**  
*Independence & Mercer Streets in Berkeley Springs, WV.*  
Quilts are created by very talented artisans who design, create and assemble beautiful quilts, that are for sale for your personal viewing.

**Yard Square LIVE Auction**  
August 30, 2025  
**Historic Star Theater**  
49 Washington ST.  
Berkeley Springs, WV

The Delectable Mountains Quilt Guild will hold our Annual Yard Square Quilt Charity Auction.

**This year's proceeds will benefit the Boys' and Girls' Club of Morgan County W.V.**

These unique 36-inch square wall quilts are placed in windows of stores, shops, and businesses in and around Berkeley Springs beginning in July

**Bidder registration will open at Noon at the same location.**  
**Live bidding will start at 2:00 pm**

This program runs in conjunction with the Quilt Show.  
Come join in the fun.





**THE CENTER OF IT ALL FOR QUILT WEARABLE & TEXTILE ART**

# The 32nd Annual PENNSYLVANIA NATIONAL QUILT EXTRAVAGANZA

## Greater Philadelphia Expo Center

100 Station Avenue, Oaks, PA 19456 | Greater Philadelphia / Valley Forge Area

# SEPTEMBER 11-14, 2025

- Over 600 Quilts & Garments on Display • Appraisals
- Workshops, Lectures & Demonstrations

**Fabulous Merchants Mall**

**SHOW HOURS:**  
Thursday-Saturday 10:00am-5:00pm  
Sunday 10:00am-4:00pm

**ADMISSION: \$18 (Includes re-admit)**



 QuiltfestShows  Quiltfest  QuiltfestShows

**www.quiltfest.com**   
PO Box 667 | New Hope, PA 18938 | (215) 862-5828





**Charlotte's Cottage  
Quilt Shop**  
120 North East Street · Frederick, MD 21701  
240-815-6825  
[www.charlottescottagequiltshop.com](http://www.charlottescottagequiltshop.com)  
Hours: Tuesday - Saturday 10am - 4pm

**Join us on Facebook LIVE  
Thursdays at 7:00pm!**

*Fabrics · Notions · Kits · Quilt Backs  
Select line of 1800's reproduction fabrics*

**Come Join us! We are participating!**  
**ALL MID-ATLANTIC  
SHOP HOP**  
*All July and August 2025*

*Call or visit our website for information on upcoming classes!*




**Primitive Homespuns Wool & Needleworks**

We carry  
hundreds of wools  
for Wool Applique  
and Rug Hooking,  
Threads for  
Punch Needle and  
Cross Stitch.  
Roving for felting.  
Notions  
Patterns and Kits



Want to learn a  
new skill?  
Sign up for one  
of our fiber arts  
classes. They  
are a great way  
to meet new  
people and  
learn a new  
craft.

303 E. Patrick St. (Everedy Square), Frederick, Md 21701  
(free parking across the street)  
[www.phwoolandneedle.com](http://www.phwoolandneedle.com) ~ 240-608-2136



## Summer Fun!

by Janet Young

It has been said, "The most precious jewels you'll ever have around your neck are the arms of your children". Most mothers would agree with that. Only now, you are in the middle of summer with a house full of one or more children, who are probably telling you daily how bored they are. What

to do? Why not do some of your favorite activities with a twist.

For example, suppose they want to set up a lemonade stand. There are various ways you can get them involved. They set up the table, make signs, and why not let them help make home-made lemonade. This could be a challenge even for you, but together you can squeeze the lemons, add the sugar syrup and water, stir it up, and add the ice cubes. The twist, is in the making of real home-made lemonade.

Another project might be to go picking strawberries. When you get home, you clean them up and make some strawberry shortcake with the help of the kids. There are lessons to be learned from this activity from beginning to end. First, they learn where strawberries come from, and then how to make shortcake from scratch.

In the evening you might want to get the fire pit going and tell scary stories (appropriate for the age of the child). Or, put up a sheet outdoors and have movie night. Stargazing is another fun thing to do. Watching the sunset or sunrise is a beautiful awareness of nature.

There should always be time set aside daily for reading. Perhaps you could set up a tent in the yard or inside where you can gather for reading, and to slow down and relax for a little while. A corner nook would also make a nice reading area filled with pillows, a soft blanket and books. Another approach would be to go to the park, and pick up trash. Or, write a letter to a resident of a retirement home.

For exercise try volleyball or pickleball since it is all the rage right now. Perhaps your child would like to hike on a trail, or ride their bike on the trail or at the park. How about a water balloon battle on a hot sunny afternoon? Another day have a picnic, or a tea party. Remember part of the fun is allowing the child to help prepare the menu.

The list goes on and on. You adjust the activity according to the interest or the age of the child. The thing to remember is the memories you are making together. It won't be long before the neck-hugging will stop, and will be replaced by a quick kiss as they hurry off to play with their friends.

Remember summer is a time for fun and relaxation. These ideas are nothing new, and I know as a mother, how difficult it is to entertain your children all summer long. But if you focus on how you are impacting their lives, and on the memories, you are creating, take pause and everyday ask God to give you the strength to do this one more day. He will see you through.

Happy Summer!

## How Do You Choose Fabric?

by Deb Heatherly

People have told me time and time again that choosing fabric is the hardest part of the process when making a quilt. When I owned my quilt shop, customers would tell us that they just did not know what would look good together, once the quilt was complete. Here are a few suggestions.

If you have a local shop, go in and let them help you. My employees had "a great eye" and loved helping customers put together stunning fabric combinations. Once you voice your preferences such as bright, muted, floral, novelty, etc., let them point you toward those fabrics and help you audition pieces that look great together.

Do you have a fabric in your stash that you've had forever because you absolutely love it, but have no clue what to use it for? Take that fabric with you to your local shop and ask them to help you pull companion fabrics that will make you smile. There's nothing like being surrounded with lots of options and many times the perfect combo might contain fabric you would never have purchased on your own. Be open to suggestions but remember you have the final say.

Kits are another great way to pick your next project. Many times, shops will have a sample hanging that catches your eye. They already have that fabric or something similar in a kit, so it's a win, win! You already know you are going to be happy once the quilt is finished because it will look similar to the one that was in the shop. Grab that kit and let the fun begin!

What about a scrappy project? To me using scraps is like visiting old friends. I love to reminisce about the quilts that each of the fabrics was used in. For a challenge, toss them in a bag and without peeking, vow to use each one in the order they were pulled. This can be a fun thing to do with a group of friends. You can even take turns pulling from each other's bags. Laughter and fun are sure to follow.



Finally, let the project go to the dogs, or in my case cats. When unsure of a fabric to begin, lay out several on the floor and let your dog or cat decide. Max loves this game and will quickly walk on them all and then pick one to lay on. When we play that game, I always take his 'advice' and begin selecting companions to go with his choice. It makes for some interesting quilts and you never know what will jump start your next masterpiece.

My last piece of advice is to just do it! Start sewing and see what evolves. Every quilt is a work of art and there is always someone who would love to snuggle under it, build forts with it, or use it on a teddy bear picnic. Get sewing and think of the possibilities.

Deb Heatherly is a designer for Creative Grids® rulers and the author of eight popular pattern books. Creative Grids® fans are invited to join her Facebook group, "Grids Girls," for tips and inspiration, and two free mysteries each year. <https://www.facebook.com/groups/7704296498004571>. Shop Owners are invited to join her group just for you, "Grids Girls for Quilt Shop Owners Only" <https://www.facebook.com/groups/273593657256524>. Visit Deb's website at [www.Debcatsquilts.com](http://www.Debcatsquilts.com).



## A&D's Country Treasures

*You never know what treasures you will find!  
From Handcrafted to Vintage  
and so much more!*

**A variety of unique finds!**

**Jewelry • Home Decor • Handcrafted Items  
Antique Toys • Vintage Vehicle Parts  
Man-Cave Items**

**Free Reusable shopping bag with every purchase!**

**Family owned and operated since 1941**



**Like Us on Facebook to see  
what's new in the shop!**

**Hours:  
Tues-Fri 8am-5pm  
Sat 8am-3pm**

**3000 Liberty Road • New Windsor, MD • 410-875-4010**



## Don't Forget to Renew Your Quilt Guild Membership!

By Janet M. Bair



In the swirl of summer activities, it's hard to even think of fall. But summer is often the time to renew your Quilt Guild membership. Our guild has a late fee, probably so members would contribute enough to be able to pay the tributes for the meetings on time. Besides listening to interesting speakers and learning new skills, I have enjoyed our quilt guild's "Show and Tell" each month immensely. I love seeing

what other members are making, looking at the colors they chose and I can appreciate all their hard work.

One of the many blessings of being part of a quilt guild has been the generosity and sharing from other guild members. There is a table at our meetings where members can put out fabric, lace, ribbon, yarn, patterns, and quilting magazines and books that they no longer need. As a newcomer to the quilting world, I have really appreciated the opportunity to pick up quilters' magazines and extra fabric. Most of what I sew goes to charity, so this has been a huge blessing.

I also sew a lot for my two granddaughters. Recently, my daughter was given seven 18 inch "American Girl style" dolls! Her two girls were thrilled. One of them asked for a doll sweatshirt but when I looked through all of my patterns, I didn't find one.

Sadly, I went to Joann Fabrics one last time before they closed to look through their patterns. This has been my favorite fabric and crafts store for fifty years. I found a doll sweatshirt pattern but it was \$24! I don't even like spending that much on a shirt for myself let alone for a doll.

To my amazement, when I went to my quilt guild meeting, someone had donated over fifteen brand new doll patterns the exact size I was looking for. Among the patterns was one for a doll sweatshirt. Proverbs 10:22 came to my mind: "The blessing of the Lord, it maketh rich, and he addeth no sorrow with it."

Besides the many fabric pieces, I have gained, I have made some very special friends over the past three years. If you ever had any doubts about joining a quilting group, don't hesitate any longer. The benefits and the inspiration from a group are well worth the membership fees.

- © Janet M. Bair of Ansonia, CT. You may contact her at librarybair@hotmail.com

## The Guinea with Nine Lives

by Becky Van Vleet

What fun it is for this Colorado grandma to visit her daughter and son-in-law's homestead in Tennessee. Add two sweet granddaughters, and life doesn't get any better. I've never seen a more glorious garden which produces everything under the sun it seems. Picking fresh blueberries is a wonderful way to start the day. And I never mind sharing a few with the chickens and guinea fowl that meander around the property.

At my last visit a few weeks ago, I noticed one of the guineas was a little standoffish, not quite as social. But I soon learned from my granddaughters, Belle and Ava, that Ginny Guinea boasts nine lives. Really? I thought only cats could brag about that.

Ginny developed a limp her first year when one of her legs tangled with a wire in the guinea run while she was trying to scamper away. With her limp, she was never quite able to travel around the yard at the same speed as the other guineas. No matter. She hobbles where she wants to go, continues to lay her precious eggs, and never complains.

But birds of the air have taken notice of her slowness. The hawks in particular. No doubt their birdbrains have accurately assessed that a wounded guinea wanders around on the homestead. Easy prey. But the hawks are apparently clueless for Ginny's perseverance. She holds her own. No hawk as yet has been able to carry her off for a tasty snack, though they've tried. Belle and Ava have witnessed the attempts after threatening hawks alerted them to run outside to check. Poor Ginny would be hiding in bushes minus feathers.

After one vicious attack, Ginny was a bareback. All her feathers across her back had been stripped by a greedy hawk. The girl was bleeding. Belle and Ava didn't think she'd survive. But they hoped for the best as they gently placed the suffering guinea back in her coop. And with tender loving care, Ginny made a comeback.

But one day, Belle thought for sure Ginny had succumbed to a menacing attack. She'd trained their labrador, Luna, to join the family rescue team. On this particular day, Belle and Luna dashed to the back yard at the alarm squawk from the guineas. All the chickens and guineas must be protected after all, and especially Ginny. While Luna scared away potential hawks, Belle counted the chickens and guineas to ensure their safety and well-being. All were accounted for except Ginny.

Belle's heart sank. She summoned her mother and Ava to the yard for the rescue mission, if there would even be one. When Belle discovered a fresh-plucked guinea feather, then another, then another, she followed the trail until she noticed a big pile of feathers next to a tree. Calling out to her mother and Ava, she thought for sure the hawk had flown away with Ginny for an appetizing lunch. The evidence pointed to Ginny's demise.

But then—Belle heard a faint cackle from a bush. Could it be Ginny? No. Belle and Ava thoroughly investigated the bush. Not once, but twice. About to give up, Belle and Ava sauntered to the house, grieving. But another chirp drew them back. And there was Ginny, standing upright next to the bush, minus a few feathers, as if to say, "Were you worried about me?"

Not only did Ginny recover and grow her feathers back again, she continues to humbly strut around their homestead today. Unassuming. Persevering. Overcoming. Thank you, Ginny. Good character traits for all of us.

**Becky Van Vleet, a retired school administrator, lives near Colorado Springs with her husband, Troy. They are the parents of four grown children and enjoy spending time with their nine grandchildren. Becky is a children's picture book author, and her website is devoted to family stories and creating memories: [www.beckylvanvleet.com](http://www.beckylvanvleet.com).**





# Pieces From My Heart

by Jan Keller

## Berry Good Donuts!

Simplify ... that seems to be my adopted life objective. I used to pride myself on baking and cooking yummy meals and treats, but no longer. Is my identity wrapped up in garnering praise and compliments in exchange for hours spent in the kitchen? I think not ... especially in the summer!

Many months ago, I happened upon an online photo of a jazzed up glazed donut, and I saved it to my desktop. I didn't want to forget what I considered a truly great idea for an easy-does-it dessert. I thought the photo presented what might be an especially appropriate refreshment or dessert idea to serve at a shower, luncheon or tea party.

Recently, and on an absolutely ordinary day, I came home with everything needed in hand—fresh strawberries, glazed donuts, and a spray container of whipped cream. When my husband was engrossed in front of the television, I very carefully sliced across a couple donuts with a sharp serrated knife. (Honestly, that was the greatest challenge to putting together this show-stopping dessert. Once that was done, all I had to do was spray whipped cream on the bottom half of the donut, top it with a few slices of strawberries, and then cover with the donut's top half. For a little extra pazazz, I filled the donut's hole by spraying a dab of shipped cream and topping it with another strawberry slice.

When our "Berry Good Donuts" were ready to sample, John and I both paused for a moment because they looked almost too good to eat ... but soon we both took a bite and simultaneously agreed our donuts were really berry, berry good!

Since that first taste test, I think a variation might be to get glazed donut holes, cut them in half, fill with a dab of whipped cream and a strawberry slice for a yummy miniature "Two Bite Berry Good Donut Delight."



©2025 Jan Keller No reprint without permission Jan shares other pieces of her life in her books, *Pieces From My Crazy Quilt*, and *The Tie That Binds*. These books can be ordered by calling 719-866-8570, or writing: Black Sheep Books, 11250 Glen Canyon Drive, Peyton, CO 80831

### Enjoy More of Jan's Columns

### ORDER HER BOOKS TODAY



Life is like a quilt, pieced together from a unique patchwork of memories, friendships, joys, and challenges. In each of these books, syndicated columnist Jan Keller is down to earth and refreshingly transparent as she opens the door to life's dreams, triumphs and struggles in a heart-warming way that will touch you forever. You'll love the way she spins 'yarns' that



weave the pieces of a treasured tapestry into a vivid depiction of life and love



Please send me \_\_\_\_\_ copy(s) of "Pieces From My Crazy Quilt"  
\_\_\_\_\_ copy(s) of "The Tie That Binds"  
Include \$15 per copy (\$12.95 plus \$2.05 for tax, postage & handling)

**SPECIAL OFFER! Order both books for just \$25 and SAVE Shipping & Handling!**

Name \_\_\_\_\_ Phone \_\_\_\_\_

Address \_\_\_\_\_ City \_\_\_\_\_ State \_\_\_\_\_ Zip \_\_\_\_\_

My check or money order, payable to Black Sheep Books, in the amount of \_\_\_\_\_ is enclosed.  
Mail your order to: Black Sheep Books, 11250 Glen Canyon Drive, Peyton, CO 80831-8458

Open 7 Days a Week

Yarn - Fiber - Books - Patterns  
Classes & Private Lessons  
Free Weekly and Monthly  
Social Gatherings

## Cloverhill Yarn Shop

KNIT • CROCHET • SPIN • WEAVE • FELT

Yarn, notions, equipment, knowledge, and community for fiber enthusiasts.

[www.cloverhillyarn.com](http://www.cloverhillyarn.com)

77 Mellor Avenue  
Catonsville, MD 21228

**410-788-7262**

**FIND US AT LOCAL FESTIVALS**

Shenandoah Valley - Sept 27 & 28  
Frederick Fiber Fest - Oct 25  
Maryland Alpaca Festival - Nov 8 & 9

# Lovelyarns

## Baltimore's Favorite Yarn Store!

**Shop with us online at [Lovelyarns.com/shop](http://Lovelyarns.com/shop)**  
We are OPEN Monday - Saturday 11am-7pm and Sunday 11am - 5pm  
410.662.9276 • 3610 Falls Road, Baltimore, MD 21211 • [Lovelyarns.com](http://Lovelyarns.com) • [Lovelyarns@gmail.com](mailto:Lovelyarns@gmail.com)

## Happy 4th of July from The Maryland Register

## Where in Maryland?

### Jug Bridge Monument Frederick, MD

This National Road era jug-shaped monument, at one end of the bridge crossing the Monocacy River in Frederick, earned it the name "Jug Bridge." It was built in 1808 by Leonard Harbaugh. The monument resembles a demijohn, a popular 19th century whiskey decanter. Rumors persisted that a real whiskey jug was accidentally sealed inside the monument.



## Shady Lane Selections

1121 Victory Chapel Road, Dover, DE 19904

• Quilts • Crafts • And More!

Hrs: Monday-Wednesday 8:00-4:30,

Friday-Saturday 8:00-5:00

302-674-3623

### Recipe: Turkey Stuffed Peppers

#### Ingredients:

- 8 green peppers, tops removed
- 1 lb ground turkey
- 1/3 cup onion, chopped
- 1 cup reduced-fat shredded cheddar cheese
- 1 - 1/2 cup croutons
- 2 tomatoes, chopped
- 1/2 tsp Worcestershire sauce
- salt to taste

#### Directions:

Bring a large pot of water to a boil. Add peppers and boil for 5 minutes. Drain peppers well. Arrange in a lightly greased shallow baking dish and set aside. Brown turkey and onion together in a skillet over medium heat. Drain. Stir in 1/2 cup cheese, croutons, tomatoes and Worcestershire sauce. Sprinkle salt inside peppers. Fill peppers with turkey mixture. Cover and bake at 350° for 25 minutes. Uncover and sprinkle with remaining cheese. Bake an additional 5-10 minutes.



## SILENT SALUTE

by Barbara Kalkis

They are not scarlet poppies fluttering in the breezes as of long ago.  
But, determinedly, gently, they are planted row on row.  
Nor do they fade as daybreak bows to dusk and twilight.  
No, they keep solemn watch throughout the bleakest star-less night.

These sentinels stand for those who can no longer speak or share  
Tales of sacrifice, fear, determination, dedication and care  
To fight when country and duty called  
In any land around the world.

Yes, in red, white and blue the flag of our birth proudly waves  
Next to each name etched in the cold stone of a grave.  
Stay a while and remember. Give thanks to this silent multitude  
That cannot speak but earned the flag of honor and gratitude.

Barbara Kalkis  
©2025



ALL MID-ATLANTIC  
SHOP HOP

The Shop Hop Runs  
July 1st - August 31st!

In-Person  
Classes!

## Blue Hen QUILT SHOP

In Tax-Free Delaware!

We have  
Gift  
Cards!



All Mid-Atlantic  
Shop Hop  
Is Happening Now!



Check out Erin's  
Traveling Sam pattern  
in the magazine!



Fabric!  
Kits!  
Patterns!

Janome  
and  
Bernina!



Handi Quilter!



Edge-to-Edge Quilting

**Bernina! Janome! Handi Quilter!**  
Full Service for all 3!

Fabric! Patterns! Kits! Notions! Thread!  
Precuts! Quilting Services! Sewing Club!

Get on our Newsletter Email List and stay up to date!  
Just go to our Website to sign up!



**FREE  
SHIPPING**  
on orders of  
\$100 or more  
from our  
website!



705 Interchange Blvd, Newark, DE 19711 • 302-533-5215  
www.bluehenquiltshop.com • Visit us on Facebook and Instagram!







## Covenant Quilting

Longarm Quilting by Kathy Taylor

8673 Commerce Drive #7 • Easton, MD  
Website: [www.covenantquilting.com](http://www.covenantquilting.com)  
Email: [quilting@goeaston.net](mailto:quilting@goeaston.net)  
410-822-5602

Join us during the  
**All Mid Atlantic Shop Hop**  
All July & August

Creative Grids Rulers • Aurifil Thread • Fabric  
Quilters Dream Batting • Classes • Patterns • Notions  
So Much More!



## Shelly Ann Yarns

Hand Dyed Fibers and Handcrafted Yarn Bowls!  
Created by Alan and Michele Iwanicki

Located in The Artisans' Gallery  
609 S. Talbot St. • Saint Michaels, MD 21663

Bring in this ad for 10% off any yarn!

[ShellyAnnYarns@gmail.com](mailto:ShellyAnnYarns@gmail.com) • 609-980-5550

## Village Quilting, LLC

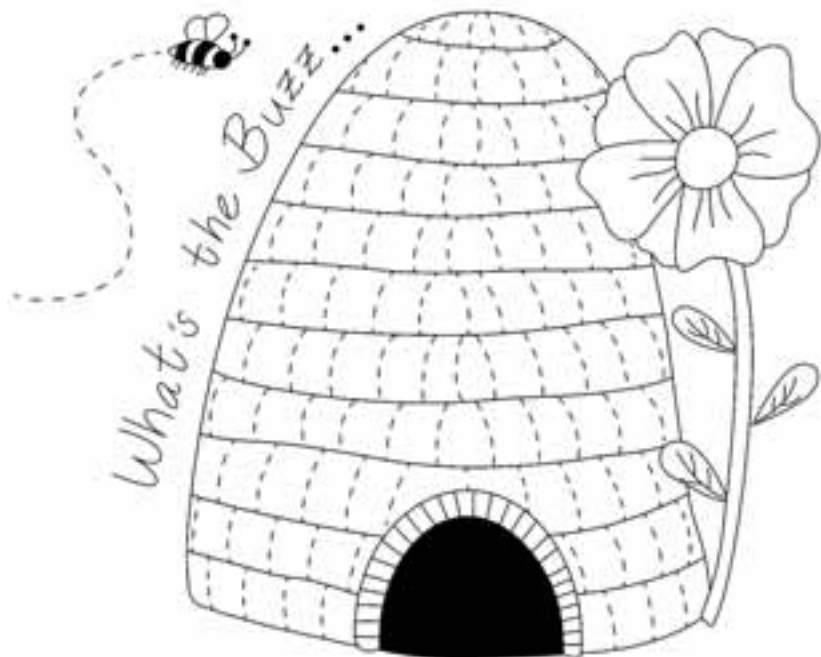
Quilting & Embroidery Supplies • Long Arm Quilting  
Great selection of Wide Back Fabrics



5701 South Main Street • Rock Hall, Maryland  
410-639-4101 • [villagequiltingllc@gmail.com](mailto:villagequiltingllc@gmail.com) • Open 7 days a week

## Free Pattern

For more fun and creative inspiration visit:  
[www.JacquelynnSteves.com](http://www.JacquelynnSteves.com)



Free Embroidery Pattern — May not be sold or used for commercial purposes. Use this pattern for embroidery, wool applique, punch needle or rug hooking, painted projects or whatever your imagination can dream up! Reduce or enlarge pattern as desired.

# Ten Things I Love About Summer

by Nancy J. Nash

**- Rare days.** The poet James Russell Lowell wrote: "What is so rare as a day in June? Then, if ever, come perfect days..." You wake up in the morning, and the sun is shining in a clear blue sky that holds a few puffy white clouds. You don't need a sweater. The air is comfortably warm and dry, and life seems perfect. This is a rare June day, the month when summer officially makes its debut. Birdsong is everywhere.

**- Ice cream.** It's the universal treat. I'm reminded of this as I sit in our local "homemade" ice cream shop. People stand in line to choose all sorts of flavors, from black raspberry to mocha moo. It doesn't matter if you are young or old, or what your ethnicity or walk of life. Is there a person anywhere who doesn't like ice cream?

**- Outdoor eating.** Whether it's a juicy burger or fresh potato chips or a slice of sweet watermelon, food seems to taste better outdoors!

**- Trees.** The light green leaves of May have given way to the darker greens of June. Somehow, I think of the trees in our yard as grand and gentle guardians of us humans. They are there, quiet and sturdy, as we come and go in our busyness.

**- Deer grazing in a meadow.** Recently I spotted a doe with a fawn in the back pasture. The fawn was so tiny that it fit under the doe and craned its neck, evidently seeking to nurse. Then it walked and pranced and followed its mother. A week later, I saw them again. As the doe leapt gracefully across the pasture, the little one followed like a streak of lightning. Deer are among the loveliest of animals, are they not?

**- Fireflies.** The pasture behind our house is a showcase for these bioluminescent insects at the start of summer. At first their briefly flashing pinpoints of light appear chaotic, but then they seem to form patterns, as if an invisible conductor is orchestrating musical notes made visible in the darkening night. Who doesn't find them fascinating?

**- Fireworks.** You know there are fireworks nearby when you hear a loud boom and see a flash of light above the horizon. The skyline on evenings around the Fourth of July is filled with sparkling kaleidoscopes of colors. Fireworks never cease to amaze me as they shimmer against the night sky before dropping from view.

**- Porch breezes.** Whether you're repotting a plant on the back porch or watching the world go by from the front porch, gentle breezes are welcome friends. Have you ever noticed how even a warm August breeze can be soothing to the soul?

**- Flowers.** The variety of colors, sizes, and shapes delight us. Do we ever tire of looking at them? My favorites include Queen Anne's lace, pansies, verbena, and Sweet William. Simple or intricate, bright or muted, natural or elegant, they invite us to abandon our cares.

**- Katydid and crickets.** They begin to sing in August, reminding us that the season is beginning to wind down. Take time to savor summer's lingering sounds!

2025 Nancy J. Nash. Nancy J. Nash is the author of *Mama's Books: An Oregon Trail Story*, and *Little Rooster's Christmas Eve*, each available on [amazon.com](http://amazon.com). She has a B.A. in English composition from Mount Holyoke College and an M.F.A. in Writing for Children from Simmons College. She can be reached at [nancy-nash341@gmail.com](mailto:nancy-nash341@gmail.com)







5307 Baltimore Ave • Hyattsville, MD  
www.sweetpeafiber.com

Mother and Daughter Owned  
Small Business

We Specialize in Indie Dyed and  
Natural Fiber Yarns

Come Join our Open Maker's Night  
Wednesdays from 6pm - 9pm

Hours: Sat & Sun 10am-6pm · Tue/Thur/Fri 11am-6pm · Wed 11am-9pm

Mention "The Maryland Register" for 10% off on your first visit.

## Writing From Life

by Jeanette Lukowski



### Public Opinion

A number of months ago, an online quilter presented viewers with an interesting cheer of encouragement: "If you have ever considered entering your work into a quilt show," she said, "do it!"

I don't know if those were her exact words, or if they merely represent the way my brain retained the message. What I do know is that her words hit their mark! Yep, this is the year I am jumping off the couch. I'm sharing my unprofessional quilting abilities with the public in very intentional ways—eek!

First up: a contest with what I think of as a local quilt store. I didn't pursue this competition with the goal of winning. Rather, I really just wanted to see if my work would be good enough to be accepted into their collection of pieces to be displayed at quilt shows for the year. For the woman who doesn't have the courage to share finished projects with her local quilt guild, this is a huge leap! I blame (or credit) this year's fabric colors and theme of the contest, as they intrigued me. After the required fabrics and thread arrived, I pulled out a sketch pad and plumbed the depths of my creativity. It took longer than I expected to complete the small (20" square) project—partly because I was hesitant to begin, and partly because the techniques I experimented with were new to me—but I was able to submit my application fee and submission photographs a week before the deadline. (The verdict will come sometime this month.)

The second leap: I submitted a larger (approximately 80" square) quilt project to the county fair for the town in which I now live. I had purchased the fabric for this project in December 2023, and finished binding the quilt before I moved in March 2025. Inspired by the quilt shop's owner, this project is built around a theme presented by a fabric designer. The unconventional designs embodied in the fabrics might be the exact thing which peaks the interest of younger people, and I'm totally in support of drawing new quilters into the ranks! (If my first, small project isn't accepted by the quilt store's contest, I'm thinking I will add it to the county fair's summer exhibit.)



My dear friend is a phenomenal quilter, and shares her work all of the time. She shares at monthly guild meetings on a regular basis, and has been awarded a number of blue ribbons on projects she has submitted to her county fair (too many for me to count anymore). Does she question her ability as much as I question mine? Or, is she just motivated to share because we both agree that the world needs a bit more beauty?

Although I'm nervous to hear what people think about my projects, I will admit that the "anonymity" of these two venues gave me a bit more confidence to "just submit!" as the online quilter encouraged viewers. I'm nervous, but exhilarated!

© Jeanette Lukowski 2025. Jeanette is a mother, grandmother, teacher, and author who lives in Alesandria, MN. She is inspired by the lives of strong women. Her email address is: writingfromlife@yahoo.com



15926 Luanne Drive  
Gaithersburg, MD 20877  
(301) 527-0598



**SPECIAL DISCOUNT**

**15%**

ENTIRE PURCHASE

EXPIRES 8/31/25

Excludes: Services, classes, items already on sale and previous purchases. Discounts may not be combined. See store for complete details.



## Kissed Quilts

by Marlene Oddie  
Fireworks on Display

It is that time of year when we celebrate our nation's independence, often with fireworks! Can you believe next year is 250 years? Many years ago I enjoyed seeing the fireworks on the Mall in Washington D.C. What are you doing to prepare for the celebrations? I've got a quilt that might inspire you!

The Island Batik division of Lumin Fabrics has produced a patriotic batik collection called Jubilee that I thought was just perfect to make into a quilt that some how represented Fireworks.

With these fabrics, I created stratas—a collection of strips sewn together like layers. Next step is to cut triangles from the strata which yields two versions of triangles. Use each, paired with a single fabric to get squares. Join four of the same squares to get two different 4-patch blocks and alternate them in the quilt. This is a quick way to show off these fabulous Jubilee fabrics. I imagined the night sky and fireworks exploding in the air.

This quilt design I'm calling Fireworks Display. Ask at your local quilt shop that carries Island Batik fabrics for these fabrics and pattern. You can also find this pattern and some fabrics while supplies last here at KISSed Quilts.



Marlene Oddie (marlene@kissedquilts.com) is an engineer by education, project manager by profession and now a quilter by passion in Grand Coulee, WA at her quilt shop, KISSed Quilts. She quilts for hire on a Gammill Optimum Plus but especially enjoys designing quilts and assisting in the creation of a meaningful treasure for the recipient. Fabric, patterns, kits and templates are available at <http://www.kissedquilts.com>. Follow Marlene's adventures via <http://www.facebook.com/kissedquilts> and <https://www.instagram.com/marlene.kissedquilts>



# Toblerone Lava Mug Cake

Ingredients:

- 32g Toblerone (one large piece from 360g bar)
- 1 egg
- 1/2 tsp vanilla extract
- 2 tbsp canola oil
- 2 tbsp sugar
- 2 tbsp milk
- 4 tbsp flour
- 1/4 tsp baking powder
- pinch of salt

Directions:

1. In a small mixing bowl whisk together the egg, sugar, oil and vanilla extract.
2. Add the flour, baking powder and salt.
3. Mix to combine.
4. Stir in the milk gradually until the mix is thick and gloopy but not runny. When it reaches this consistency stop adding milk.
5. Pour mixture into a coffee mug.
6. Sink a piece of Toblerone chocolate into the middle.
7. Microwave for 90 seconds.
8. Serve on its own or with a scoop of vanilla ice cream.



Recipe by Rosanna etc.



## Shenandoah Valley Craft House

Our elegantly renovated Victorian home is customized for your craft retreats! Relaxing accommodations for up to 14 guests will inspire your creativity. Plan your stay for a weekend or a week.

**141 South Main St • Timberville, VA 22853**  
**540-405-5900**

[www.valleycrafthouse.com](http://www.valleycrafthouse.com)  Shenandoah Valley Craft House

Recipe: Strawberry Salad  
submitted by Patti Lee Bock

Ingredients:

- 1 pkg strawberry gelatin
- 1 cup hot water
- 1 cup chilled 7-up
- 1 pt drained, frozen strawberries
- 1 cup celery, diced
- 1 cup drained crushed pineapple
- 1 cup chopped nuts

Directions:

Dissolve gelatin in hot water. Cool. Add 7-up, strawberries, celery, pineapple and nuts. Chill until firm



# Exploring the World of International Quilt Festivals: A Global Journey of Inspiration Part 3 of 4

by Kim Caskey of Kim Caskey Tours

The Festival of Quilts in Birmingham, UK, is the largest quilt festival in the UK and truly one of the highlights of the quilting calendar. Although held in a convention centre, it is renowned for its unique “vignette” atmosphere and extensive array of exhibits. This festival draws thousands of quilters, textile artists and enthusiasts from all over Europe and beyond. With hundreds of quilts on display, the festival showcases a breathtaking variety of styles and techniques, from traditional piecing and applique to avant-garde art quilts and experimental textile designs. The competition categories span everything from novice to professional levels, offering attendees a chance to admire the work of both emerging and established artists. It is easy to see why this is one of my favorite events, as it embodies the diversity, creativity and excitement of the quilting world.



The vendor mall at the Festival of Quilts has a welcoming, open layout winding throughout the exhibition hall rather than in a rigid row-by-row setup. This inviting arrangement encourages exploration, making it easy for attendees to wander from one vendor to the next while discovering an incredible variety of fabrics, tools and quilting supplies. The international vendors bring unique products, from specialty textiles to innovative quilting tools, giving visitors access to materials often hard to find elsewhere. This thoughtful layout fosters a sense of community and discovery, adding to the friendly, vibrant atmosphere that makes the Festival of Quilts such a beloved event.

Additionally, the event features a full schedule of workshops, lectures and demonstrations led by industry experts, allowing quilters to learn new skills and connect with others who share their passion. The sense of community, the quality of exhibits and the chance to engage with quilters from all over make the Festival of Quilts an unforgettable experience every year.

The Knitting & Stitching Show™, Harrogate, North Yorkshire, UK, is a series

of annual events held across the UK, celebrating all things related to textiles, knitting and stitching. These shows have become a staple for quilt, textile and craft enthusiasts, offering a rich blend of exhibitions, workshops and demonstrations. They attract makers of all skill levels—from knitting and crochet to quilters, embroiderers and textile artists—providing a welcoming space to explore new techniques, discover innovative materials and gain inspiration. The shows feature a wide array of exhibitors, including yarn and fabric suppliers, tool vendors and artisan craftspeople, offering unique products which cannot always be found in local shops.

The largest of these events takes place in the beautiful spa town of Harrogate and offers an expansive exhibition hall filled with creative showcases, including contemporary textile art, historical needlework displays and interactive installations. In addition to the stunning exhibitions, the event features a full schedule of hands-on workshops and talks, led by industry experts. Of course, the atmosphere is one of creativity and collaboration, with attendees eagerly exploring the latest trends, meeting fellow crafters and learning new skills. The competitions at this event are often open, encouraging a broad range of entries which blend quilting with other textile techniques, such as embroidery and knitting. This creates a dynamic showcase of interdisciplinary creativity.

We'll cover *Pour l'Amour du Fil* and *The European Patchwork Meeting*, both held in France, as well as the *Japanese Quilt Festival* in Japan in the next issue of *The Country Register*!

Kim Caskey, who is based in Edmonton, Alberta, Canada, is a professional longarm quilter and owner of Kim Caskey Tours. Kim hosts specialized textile-based tours in numerous international destinations with unique and exclusive textile visits and activities creating memorable experiences for quilters, stitchers, their family and friends. Everyone is welcome on Kim's tours! [www.kimcaskey.ca/tours](http://www.kimcaskey.ca/tours), [kim@kimcaskey.ca](mailto:kim@kimcaskey.ca), 1-780-288-9008.





Happy Fourth of July!



Featuring Quality Fabrics, Patterns and  
Handmade one-of-a-kind Items  
for Your Home



Visit Us Online:

[www.etsy.com/shop/needlesnpinsstitchery](http://www.etsy.com/shop/needlesnpinsstitchery)

Offering Quality Fabrics!

We carry Henry Glass, Studio E, Wilmington Prints,  
Elizabeth Studios and Many More!

Featuring Buttermilk Basin, Cath's Pennies and Nutmeg Hare  
Wool Patterns for your sewing projects!



**FREE SHIPPING on orders for \$120 or more in the USA!**



**New Fabric Arriving DAILY!**

Fabrics by Free Spirit, Andover,  
Art Gallery, Robert Kaufman, Shannon  
Fabrics, Windham, Majestic Batiks,  
Dear Stella, Birch and MORE!

**Visit our website**  
**[www.sewtrendymn.com](http://www.sewtrendymn.com)**  
*Enjoy Shopping From Home!*

**Weekly LIVE shows on Facebook!**

**Join Rachel on Facebook "Sew Trendy MN" for LIVE shows!**  
**Wednesday - Saturday at 7pm cst**  
**Trendy Fabrics, Kits & Bundles, Patterns, Notions**  
**Demos, Prizes & More**  
**Great Giveaways during the show!**



**Follow us on Instagram!**



**Follow us on Facebook!**

1964 Rahncliff Court Suite 600 • Eagan, MN • 651-387-1815 • [www.sewtrendymn.com](http://www.sewtrendymn.com)

