

| Sheet List | |
|--------------|----------------------------|
| Sheet Number | Sheet Name |
| A101 | SITE LOCATION / SHEET LIST |
| A102 | SITE PLAN |
| A103 | BASEMENT PLAN |
| A104 | 1ST FL DIMENSIONED |
| A104.1 | 1ST FL ROOM NAMES |
| A104.2 | 1ST FL FURNITURE LAYOUT |
| A105 | SECOND FLOOR DIMENSIONED |
| A105.1 | 2ND FL ROOM NAMES |
| A105.2 | 2ND FL FURNITURE LAYOUT |
| A106 | ROOF PLAN |
| A107 | FRONT ELEVATION |
| A108 | LEFT SIDE ELEVATION |
| A109 | REAR ELEVATION |
| A110 | RIGHT SIDE ELEVATION |
| A111 | SECTION "A" |
| A112 | SECTION "B" |
| A113 | SECTION "C" |
| A114 | SECTION "D" |
| A115 | SECTION "E" |
| A116 | SECTION "F" |
| A117 | SECTION G |
| A118 | SECTION H |
| A119 | SECTION I |
| A120 | SECTION J |
| A121 | SECTION K |
| S100 | FIRST FLOOR FRAMING |
| S200 | SECOND FLOOR FRAMING |
| S201 | 1ST FL WINDOW SCHEDULE |
| S201.2 | 2ND FL WINDOW SCHEDULE |
| S202 | WALL ASSEMBLY |
| S203 | WALL SCHEDULE |
| S204 | SYMBOL LEGEND |
| S205 | Unnamed |



ROBERT BRYCE ARCHITECT NEW JERSEY LICENSE NUMBER 18519
WWW.ROBERTROLANDBRYCE.COM RRBRYCE@ROBERTROLANDBRYCE.COM 516-606-7500
PO BOX 3010 JERSEY CITY, NEW JERSEY

Owner

Project Name

| No. | Description | Date |
|-----|-------------|------|
| | | |
| | | |
| | | |
| | | |
| | | |
| | | |
| | | |

SITE LOCATION / SHEET LIST

Project numberProject Number

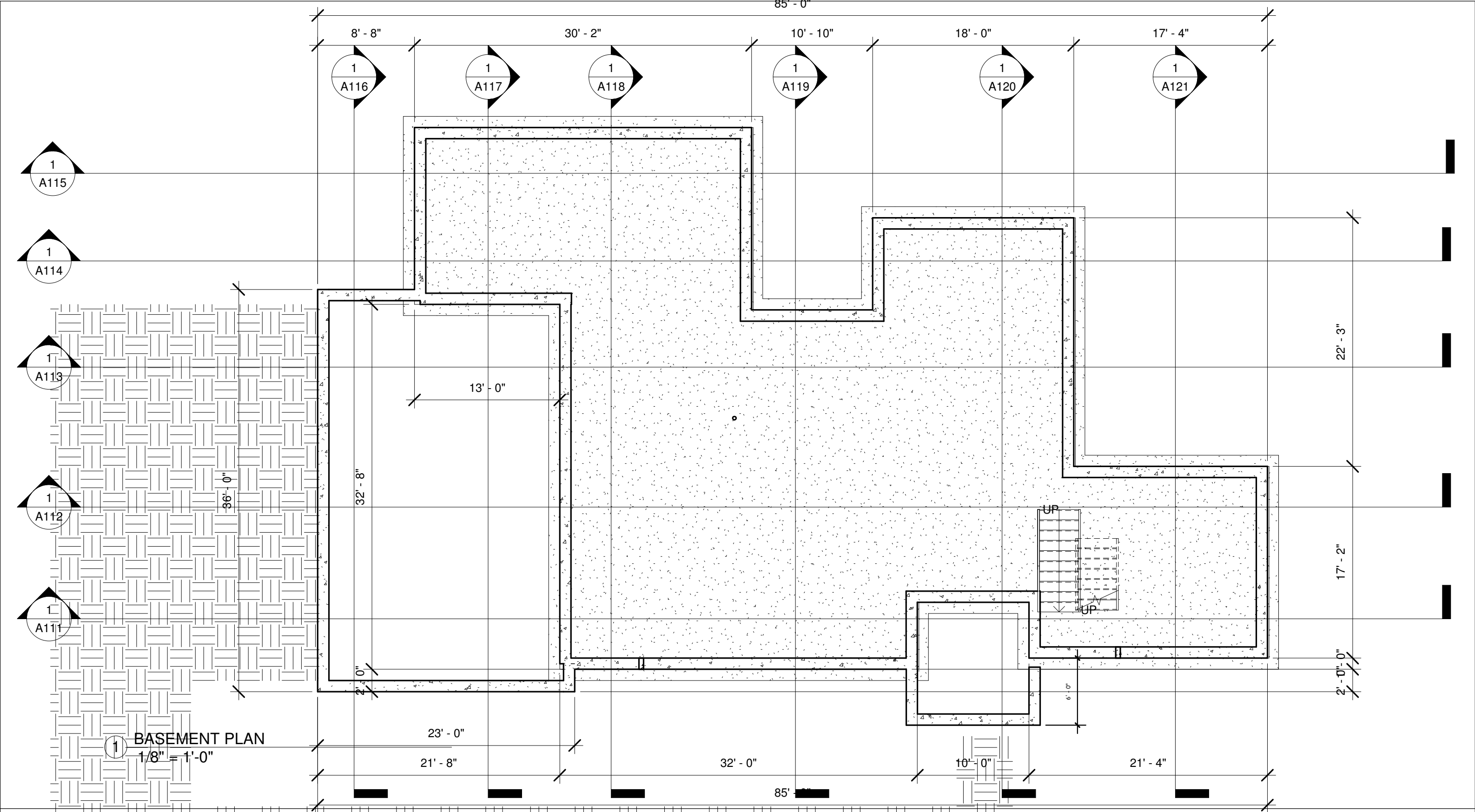
DateIssue Date

Drawn byAuthor

Checked byChecker

A101

Scale

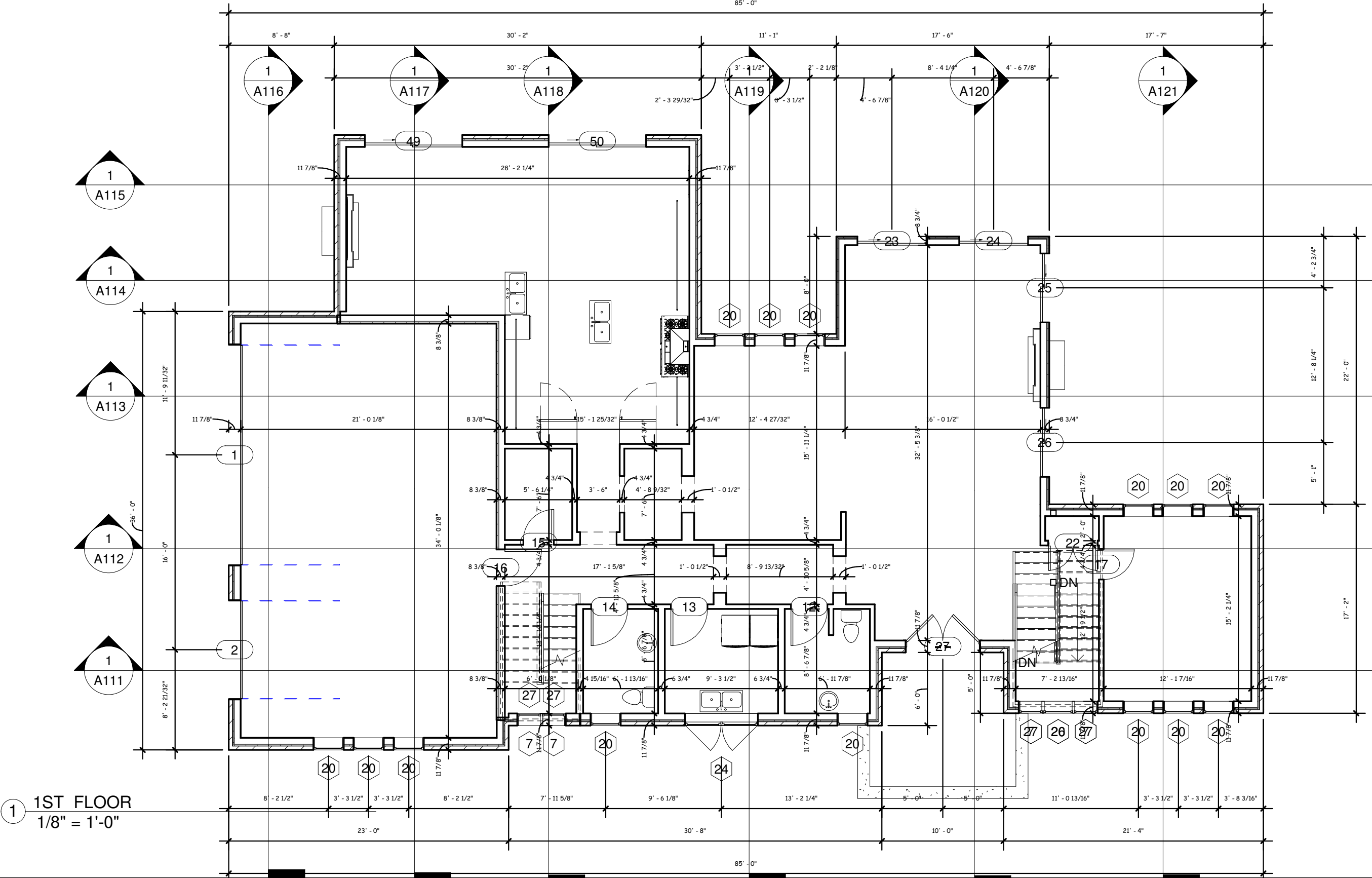


ROBERT BRYCE ARCHITECT NEW JERSEY LICENSE NUMBER 18519
WWW.ROBERTROLANDBRYCE.COM RRBRYCE@ROBERTROLANDBRYCE.COM 516-606-7500
PO BOX 3010 JERSEY CITY, NEW JERSEY

| | |
|--------------|--|
| Owner | |
| Project Name | |

| No. | Description | Date |
|-----|-------------|------|
| | | |
| | | |
| | | |
| | | |
| | | |

| | |
|--------------------|----------------|
| BASEMENT PLAN | |
| Project number | Project Number |
| Date | Issue Date |
| Drawn by | Author |
| Checked by | Checker |
| A103 | |
| Scale 1/8" = 1'-0" | |



1 1ST FLOOR
1/8" = 1'-0"



ROBERT BRYCE ARCHITECT NEW JERSEY LICENSE NUMBER 18519
WWW.ROBERTROLANDBRYCE.COM RRBRYCE@ROBERTROLANDBRYCE.COM 516-606-7500
PO BOX 3010 JERSEY CITY, NEW JERSEY

Owner

Project Name

| No. | Description | Date |
|-----|-------------|------|
| | | |
| | | |
| | | |
| | | |
| | | |
| | | |

1ST FL DIMENSIONED

Project number

Date

Drawn by

Checked by

Project Number

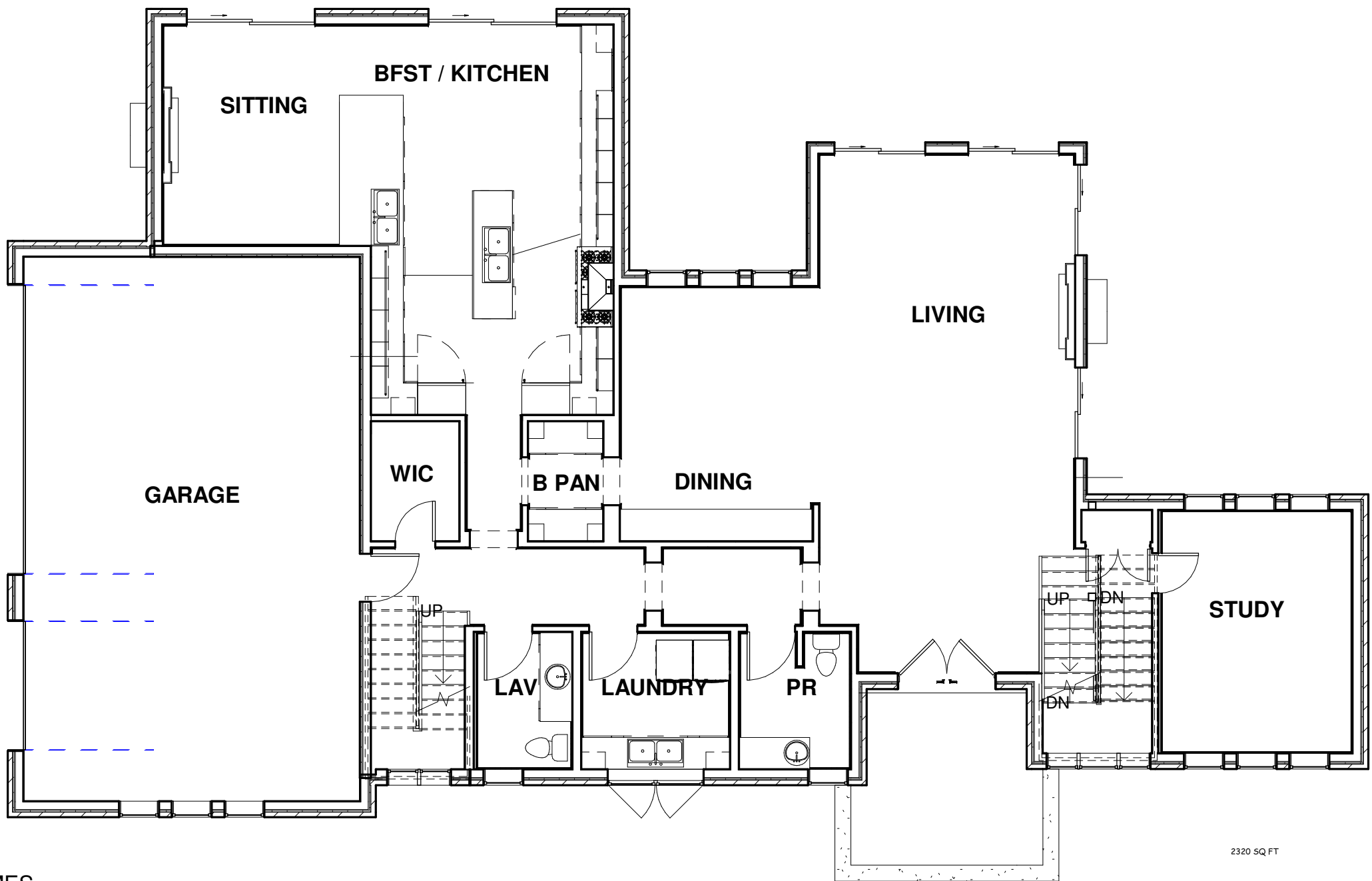
Issue Date

Author

Checker

A104

Scale 1/8" = 1'-0"



1 1ST FLOOR ROOM NAMES
 1/8" = 1'-0"






ROBERT BRYCE ARCHITECT NEW JERSEY LICENSE NUMBER 18519
 WWW.ROBERTROLANDBRYCE.COM RRBRYCE@ROBERTROLANDBRYCE.COM 516-606-7500
 PO BOX 3010 JERSEY CITY, NEW JERSEY

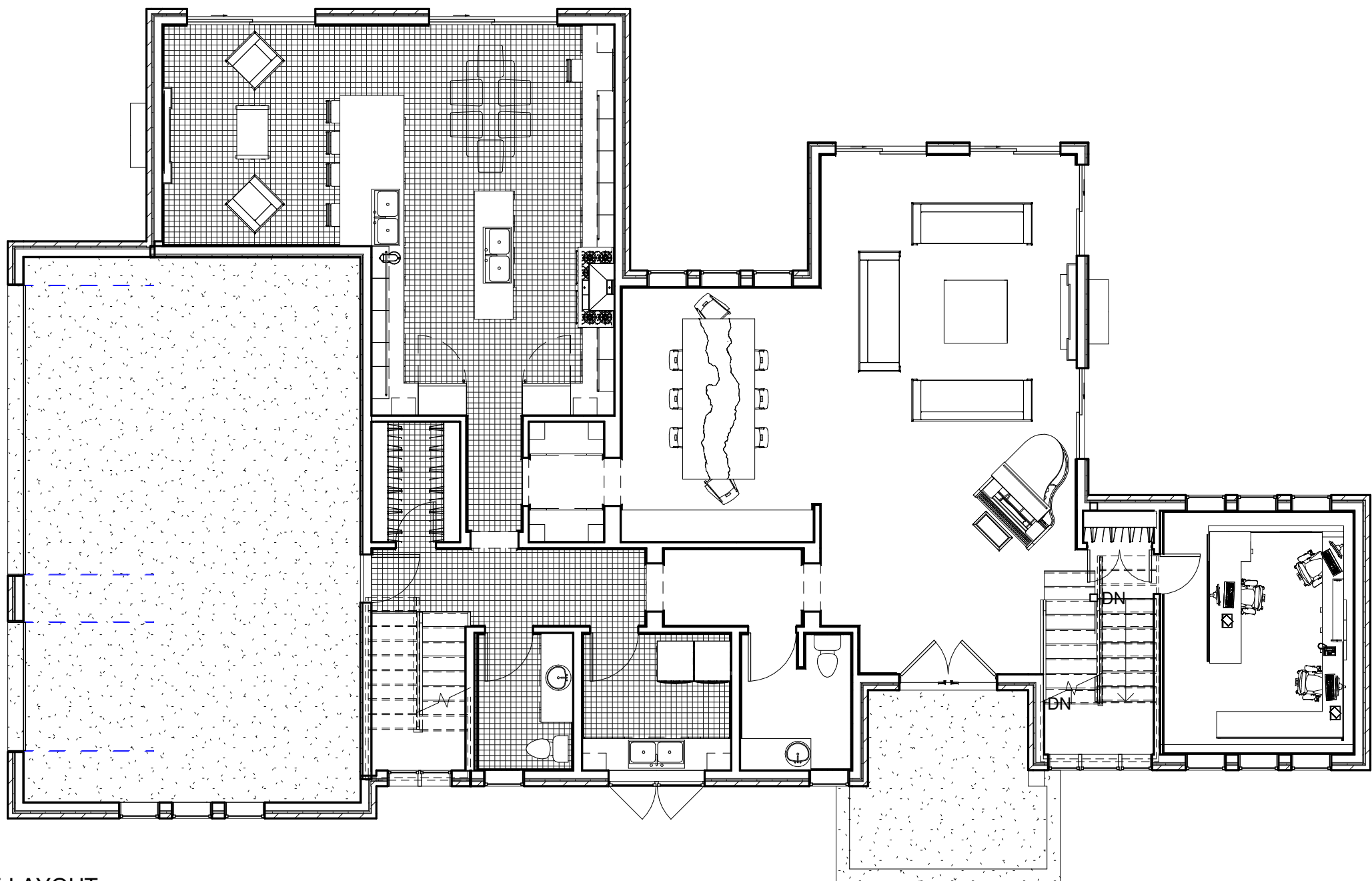
Owner

Project Name

| No. | Description | Date |
|-----|-------------|------|
| | | |
| | | |
| | | |
| | | |
| | | |
| | | |

1ST FL ROOM NAMES

| | | |
|----------------|----------------|--------------------|
| Project number | Project Number | A104.1 |
| Date | Issue Date | |
| Drawn by | Author | |
| Checked by | Checker | |
| | | Scale 1/8" = 1'-0" |



1 1ST FLOOR FURNITURE LAYOUT
1/8" = 1'-0"



ROBERT BRYCE ARCHITECT NEW JERSEY LICENSE NUMBER 18519
WWW.ROBERTROLANDBRYCE.COM RRBRYCE@ROBERTROLANDBRYCE.COM 516-606-7500
PO BOX 3010 JERSEY CITY, NEW JERSEY

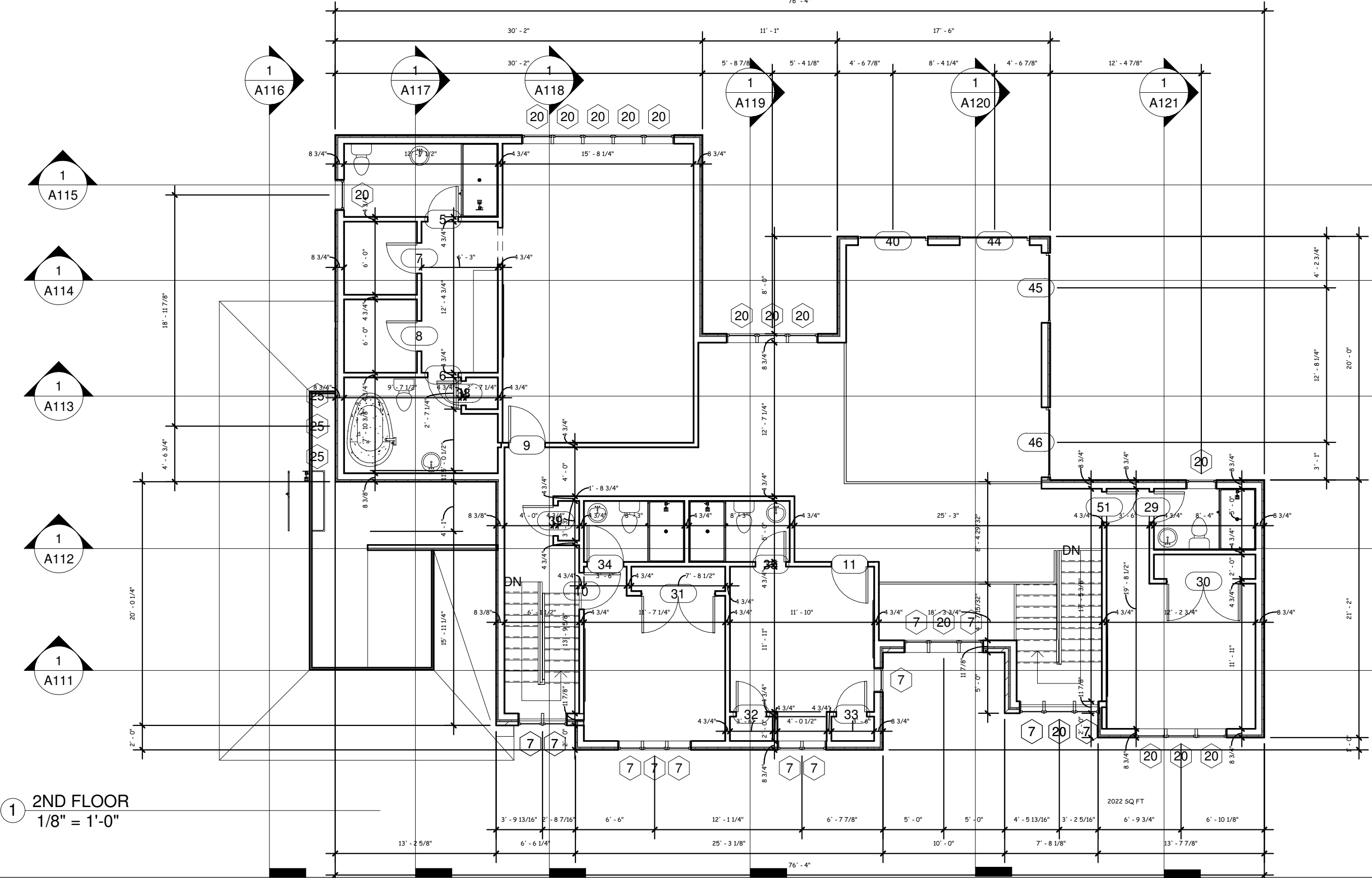
Owner

Project Name

| No. | Description | Date |
|-----|-------------|------|
| | | |
| | | |
| | | |
| | | |
| | | |

1ST FL FURNITURE LAYOUT

| | | |
|----------------|----------------|--------------------|
| Project number | Project Number | A104.2 |
| Date | Issue Date | |
| Drawn by | Author | |
| Checked by | Checker | |
| | | Scale 1/8" = 1'-0" |





ROBERT BRYCE ARCHITECT NEW JERSEY LICENSE NUMBER 18519
WWW.ROBERTROLANDBRYCE.COM RRBRYCE@ROBERTROLANDBRYCE.COM 516-606-7500
PO BOX 3010 JERSEY CITY, NEW JERSEY

Owner

Project Name

| No. | Description | Date |
|-----|-------------|------|
| | | |
| | | |
| | | |
| | | |
| | | |
| | | |
| | | |

SECOND FLOOR
DIMENSIONS

Project Number

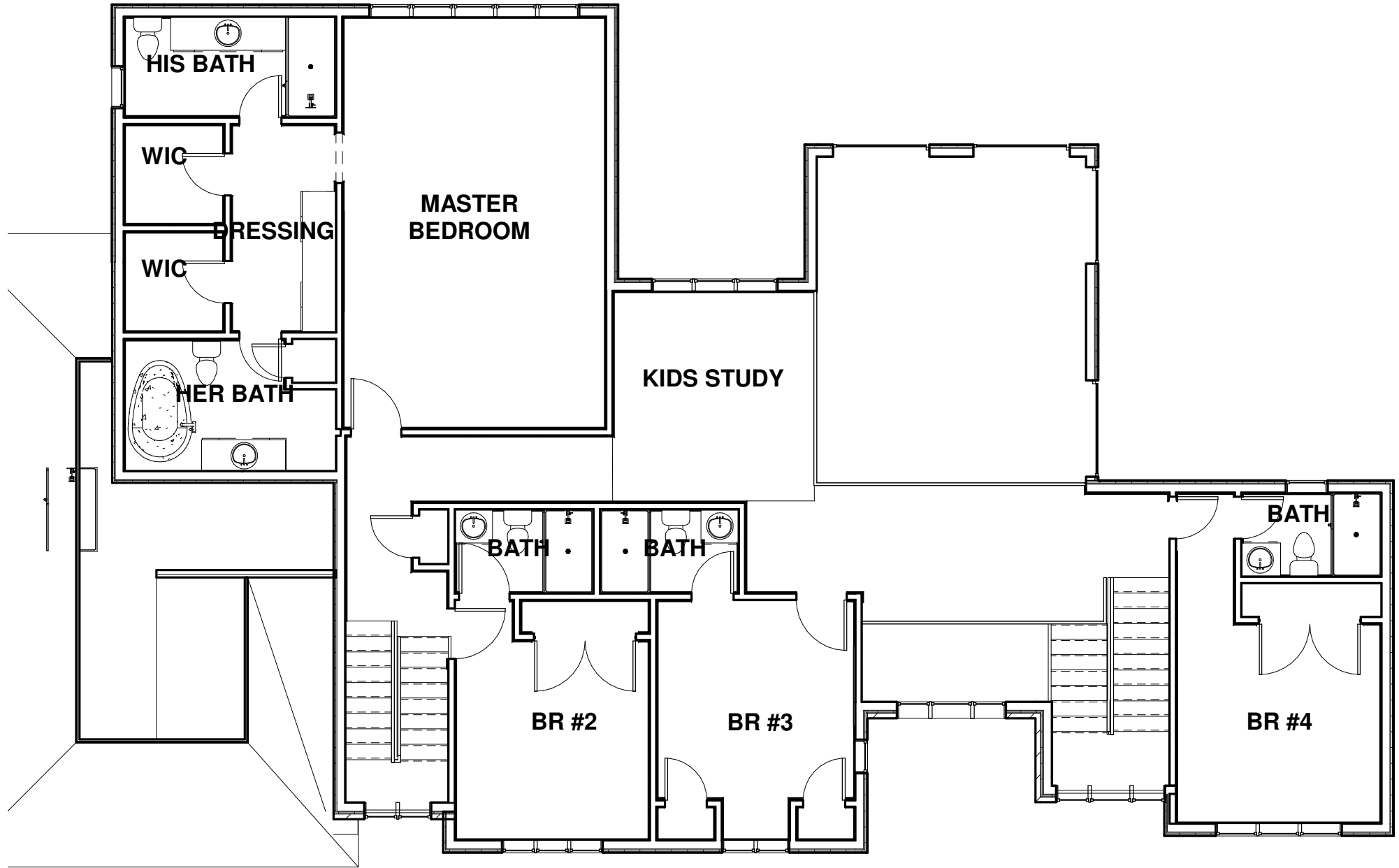
Issue Date

Author

Checker

A105

Scale 1/8" = 1'-0"



1 2ND FLOOR ROOM NAMES
1/8" = 1'-0"



ROBERT BRYCE ARCHITECT NEW JERSEY LICENSE NUMBER 18519
WWW.ROBERTROLANDBRYCE.COM RRBRYCE@ROBERTROLANDBRYCE.COM 516-606-7500
PO BOX 3010 JERSEY CITY, NEW JERSEY

Owner

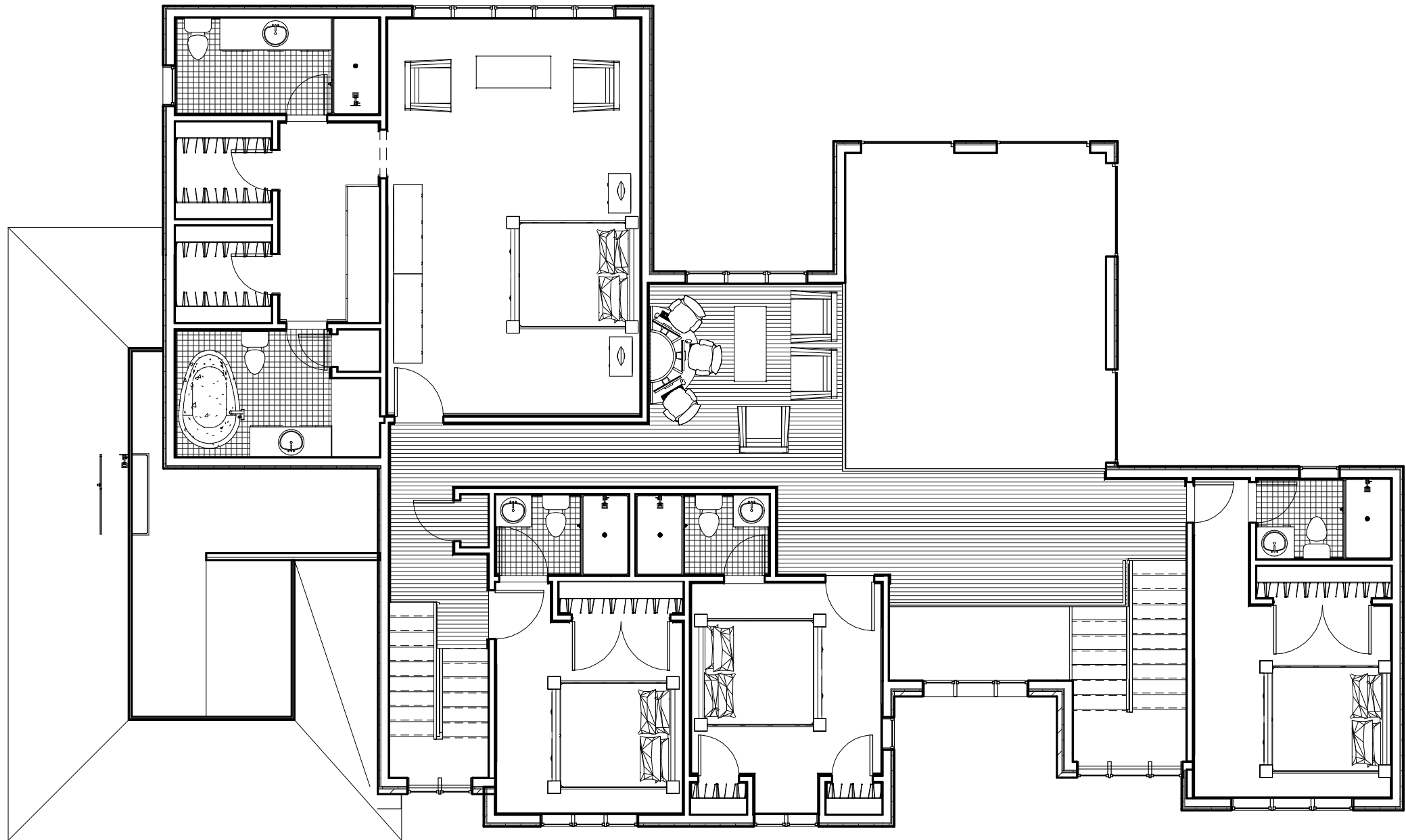
Project Name

| No. | Description | Date |
|-----|-------------|------|
| | | |
| | | |
| | | |
| | | |
| | | |
| | | |

2ND FL ROOM NAMES

| | | |
|----------------|----------------|--------|
| Project number | Project Number | A105.1 |
| Date | Issue Date | |
| Drawn by | Author | |
| Checked by | Checker | |

Scale 1/8" = 1'-0"



1 2ND FLOOR FURNITURE LAYOUT
1/8" = 1'-0"

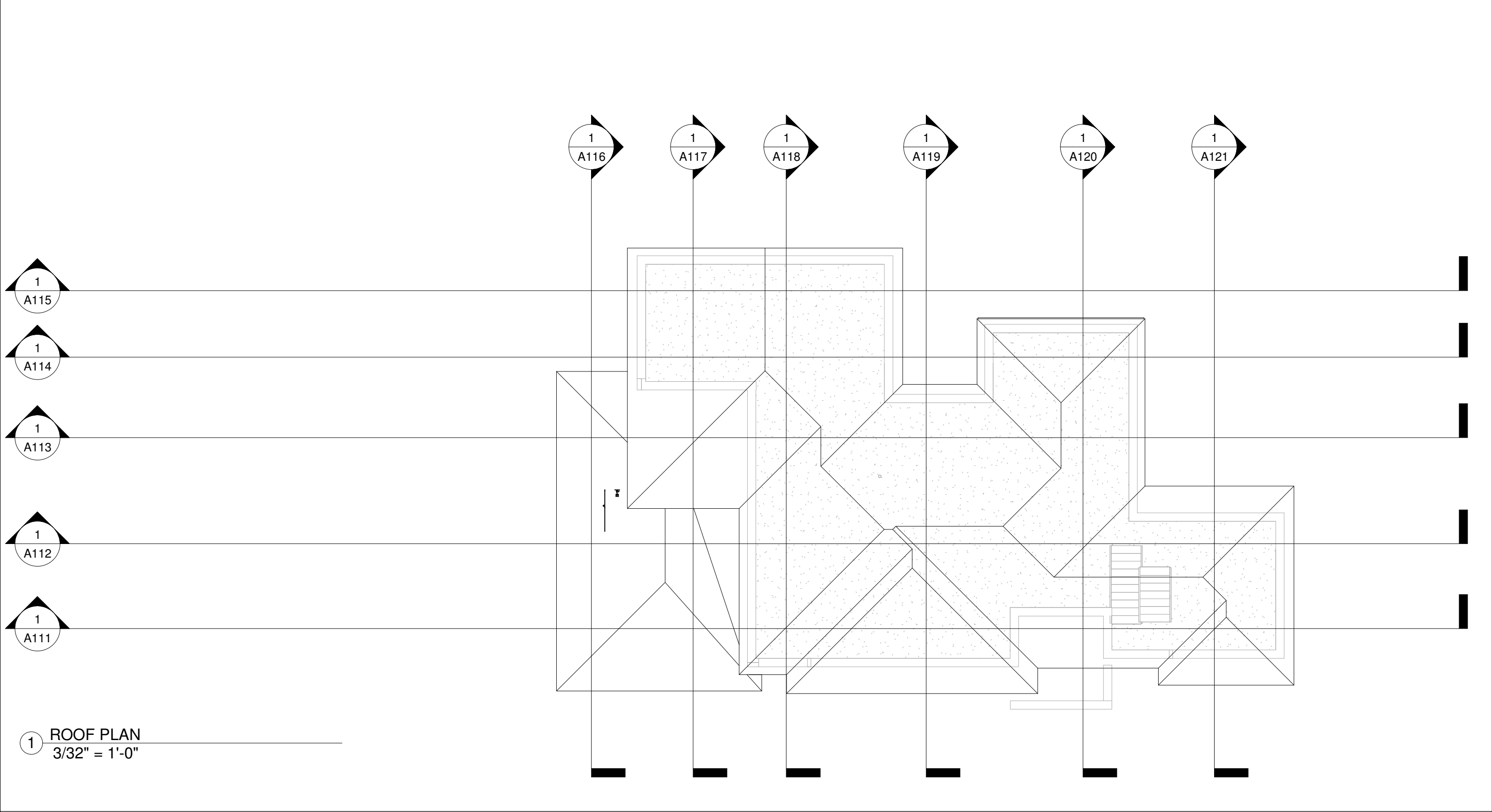


ROBERT BRYCE ARCHITECT NEW JERSEY LICENSE NUMBER 18519
WWW.ROBERTROLANDBRYCE.COM RRBRYCE@ROBERTROLANDBRYCE.COM 516-606-7500
PO BOX 3010 JERSEY CITY, NEW JERSEY

| |
|--------------|
| Owner |
| Project Name |

| No. | Description | Date |
|-----|-------------|------|
| | | |
| | | |
| | | |
| | | |
| | | |
| | | |

| 2ND FL FURNITURE LAYOUT | | |
|-------------------------|----------------|--------------------|
| Project number | Project Number | A105.2 |
| Date | Issue Date | |
| Drawn by | Author | |
| Checked by | Checker | |
| | | Scale 1/8" = 1'-0" |



1 ROOF PLAN
 3/32" = 1'-0"






ROBERT BRYCE ARCHITECT NEW JERSEY LICENSE NUMBER 18519
 WWW.ROBERTROLANDBRYCE.COM RRBRYCE@ROBERTROLANDBRYCE.COM 516-606-7500
 PO BOX 3010 JERSEY CITY, NEW JERSEY

Owner

Project Name

| No. | Description | Date |
|-----|-------------|------|
| | | |
| | | |
| | | |
| | | |
| | | |
| | | |
| | | |

ROOF PLAN

| | | |
|----------------|----------------|------|
| Project number | Project Number | A106 |
| Date | Issue Date | |
| Drawn by | Author | |
| Checked by | Checker | |

Scale 3/32" = 1'-0"





ROBERT BRYCE ARCHITECT NEW JERSEY LICENSE NUMBER 18519
WWW.ROBERTROLANDBRYCE.COM RRBRYCE@ROBERTROLANDBRYCE.COM 516-606-7500
PO BOX 3010 JERSEY CITY, NEW JERSEY

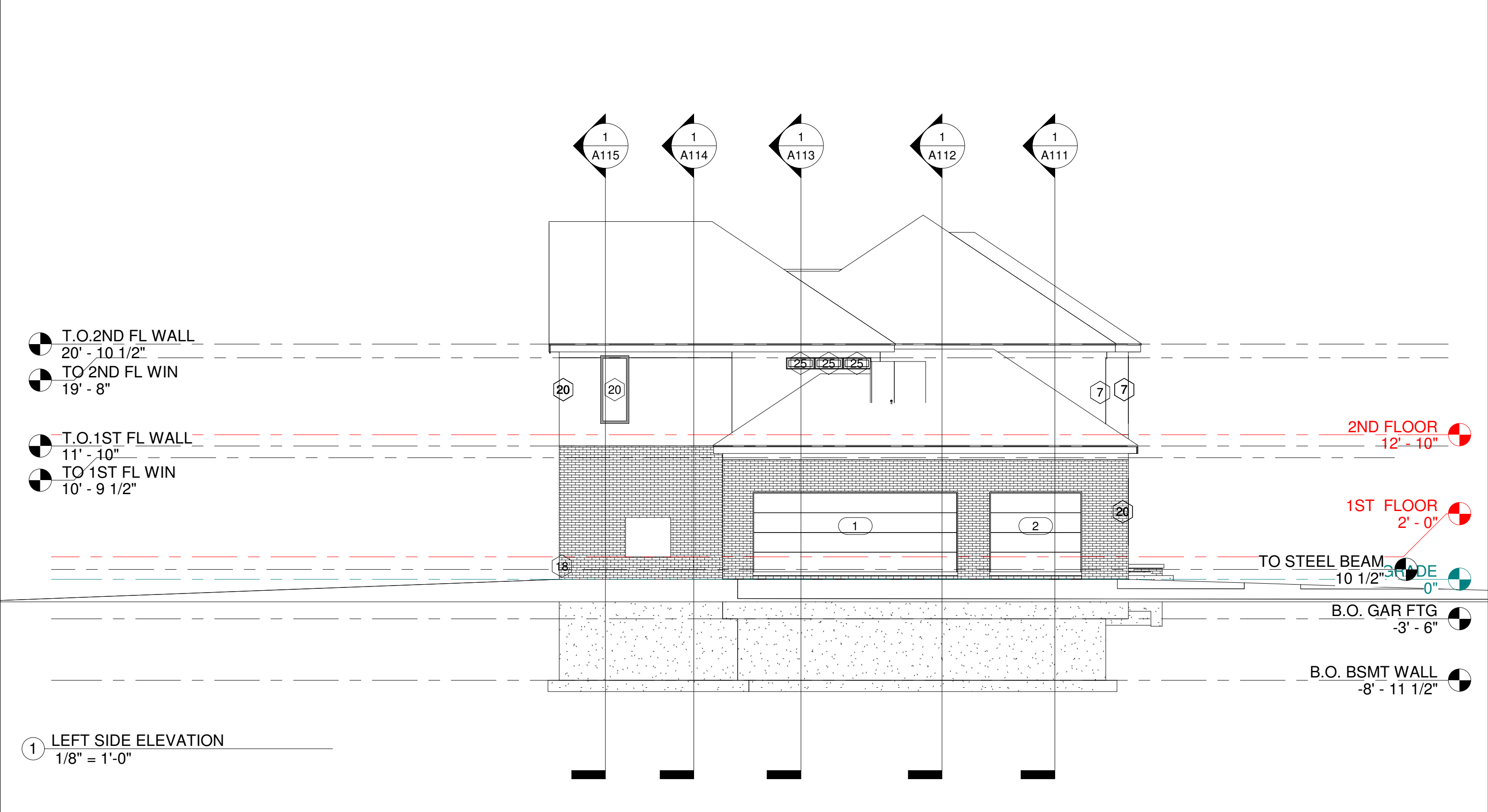
Owner

Project Name

| No. | Description | Date |
|-----|-------------|------|
| | | |
| | | |
| | | |
| | | |
| | | |

FRONT ELEVATION

| | | |
|----------------|----------------|--------------------|
| Project number | Project Number | A107 |
| Date | Issue Date | |
| Drawn by | Author | |
| Checked by | Checker | |
| | | Scale 1/8" = 1'-0" |





ROBERT BRYCE ARCHITECT NEW JERSEY LICENSE NUMBER 18519
WWW.ROBERTROLANDBRYCE.COM RRBRYCE@ROBERTROLANDBRYCE.COM 516-606-7500
PO BOX 3010 JERSEY CITY, NEW JERSEY

Owner

Project Name

| No. | Description | Date |
|-----|-------------|------|
| | | |
| | | |
| | | |
| | | |
| | | |
| | | |

LEFT SIDE ELEVATION

Project number

Date

Drawn by

Checked by

Project Number

Issue Date

Author

Checker

A108

Scale 1/8" = 1'-0"





REAR ELEVATION
1/8" = 1'-0"

ROBERT BRYCE ARCHITECT NEW JERSEY LICENSE NUMBER 18519
WWW.ROBERTROLANDBRYCE.COM RRBRYCE@ROBERTROLANDBRYCE.COM 516-606-7500
PO BOX 3010 JERSEY CITY, NEW JERSEY

Owner

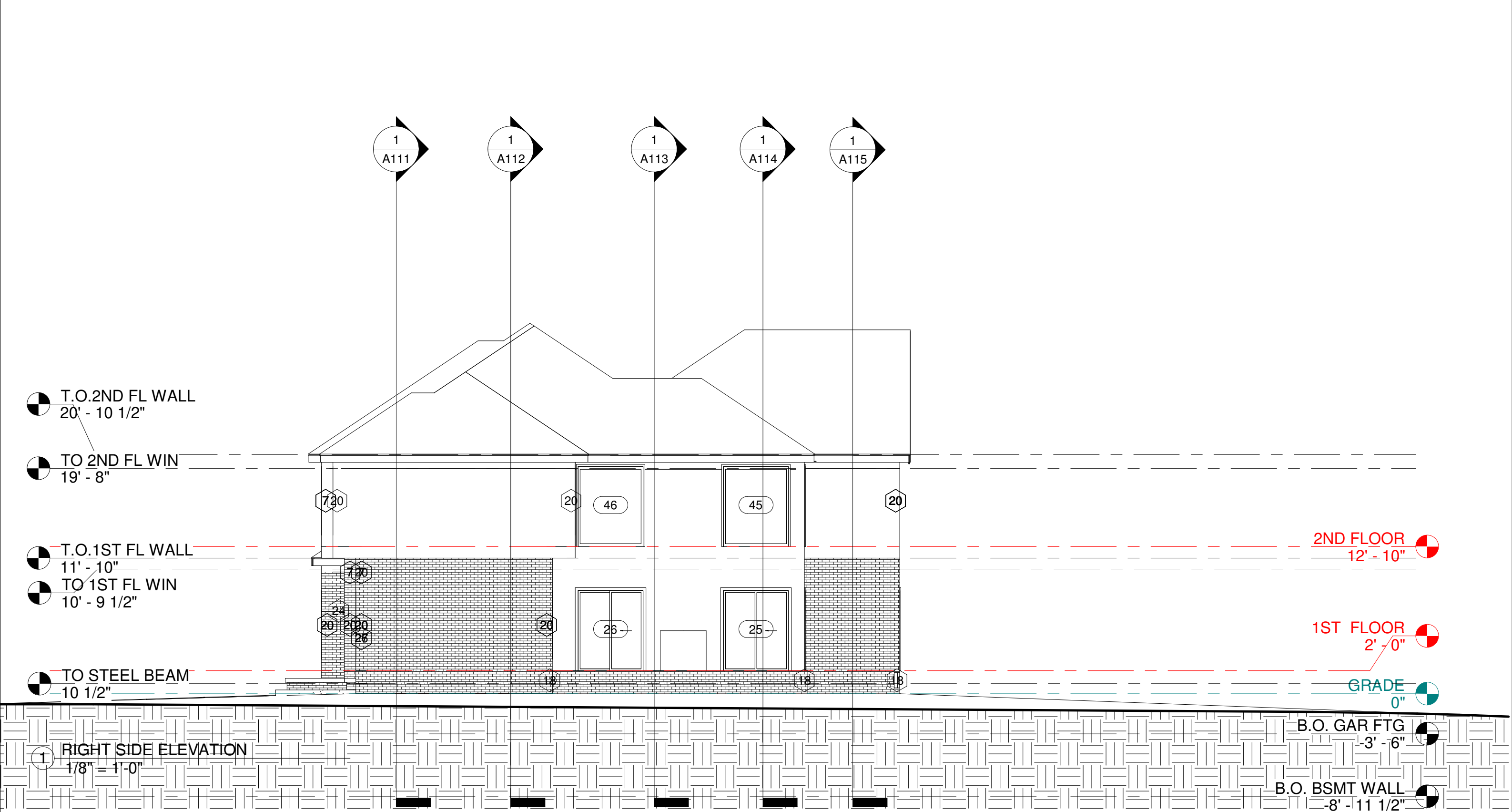
Project Name

| No. | Description | Date |
|-----|-------------|------|
| | | |
| | | |
| | | |
| | | |
| | | |

REAR ELEVATION

| | | |
|----------------|----------------|------|
| Project number | Project Number | A109 |
| Date | Issue Date | |
| Drawn by | Author | |
| Checked by | Checker | |

Scale 1/8" = 1'-0"





ROBERT BRYCE ARCHITECT NEW JERSEY LICENSE NUMBER 18519
WWW.ROBERTROLANDBRYCE.COM RRBRYCE@ROBERTROLANDBRYCE.COM 516-606-7500
PO BOX 3010 JERSEY CITY, NEW JERSEY

Owner

Project Name

| No. | Description | Date |
|-----|-------------|------|
| | | |
| | | |
| | | |
| | | |
| | | |

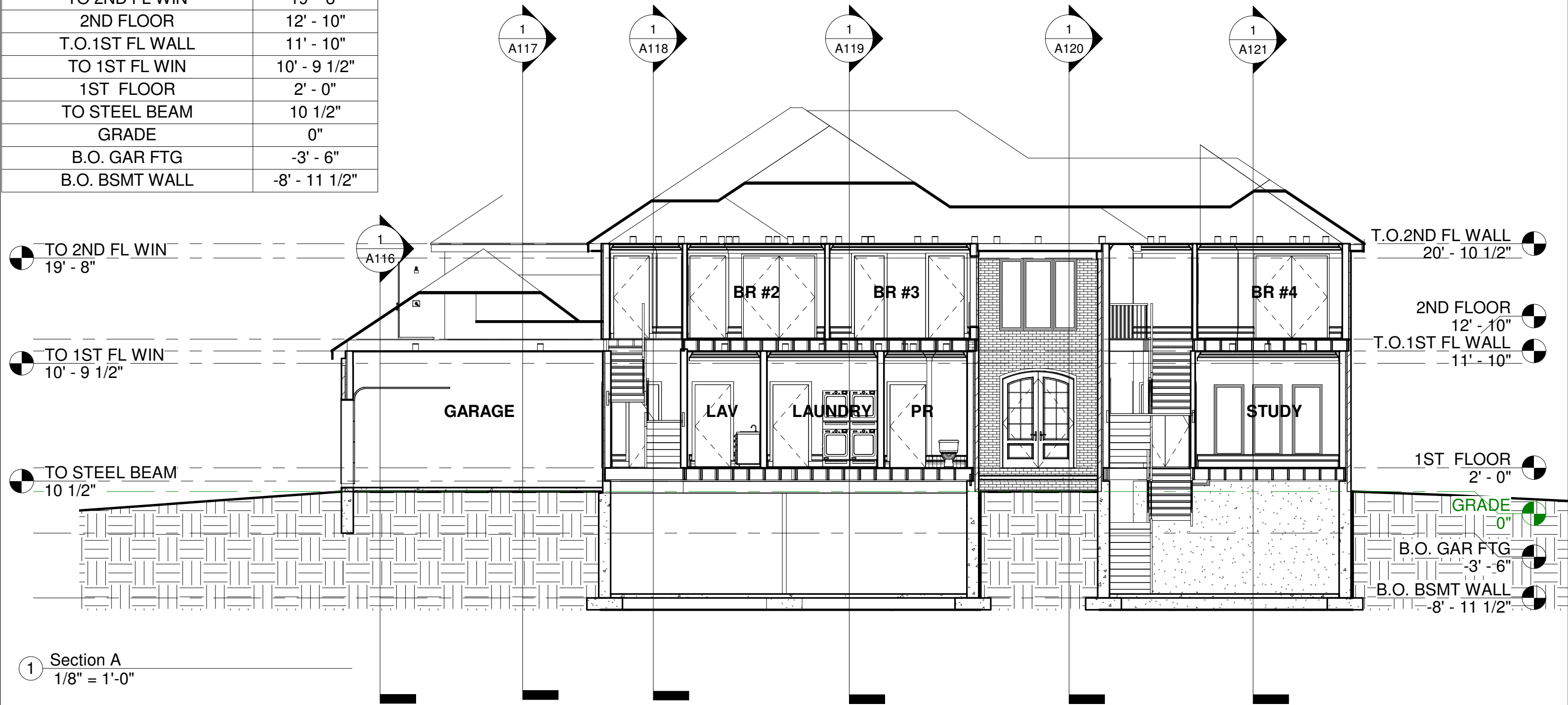
RIGHT SIDE ELEVATION

Project number
Date
Drawn by
Checked by

Project Number
Issue Date
Author
Checker

A110
Scale 1/8" = 1'-0"

| Level Schedule | |
|-----------------|---------------|
| Name | Elevation |
| T.O.2ND FL WALL | 20' - 10 1/2" |
| TO 2ND FL WIN | 19' - 8" |
| 2ND FLOOR | 12' - 10" |
| T.O.1ST FL WALL | 11' - 10" |
| TO 1ST FL WIN | 10' - 9 1/2" |
| 1ST FLOOR | 2' - 0" |
| TO STEEL BEAM | 10 1/2" |
| GRADE | 0" |
| B.O. GAR FTG | -3' - 6" |
| B.O. BSMT WALL | -8' - 11 1/2" |



1 Section A
1/8" = 1'-0"



ROBERT BRYCE ARCHITECT NEW JERSEY LICENSE NUMBER 18519
WWW.ROBERTROLANDBRYCE.COM RRBRYCE@ROBERTROLANDBRYCE.COM 516-606-7500
PO BOX 3010 JERSEY CITY, NEW JERSEY

Owner

Project Name

| No. | Description | Date |
|-----|-------------|------|
| | | |
| | | |
| | | |
| | | |
| | | |

SECTION "A"

Project number

Date

Drawn by

Checked by

Project Number

Issue Date

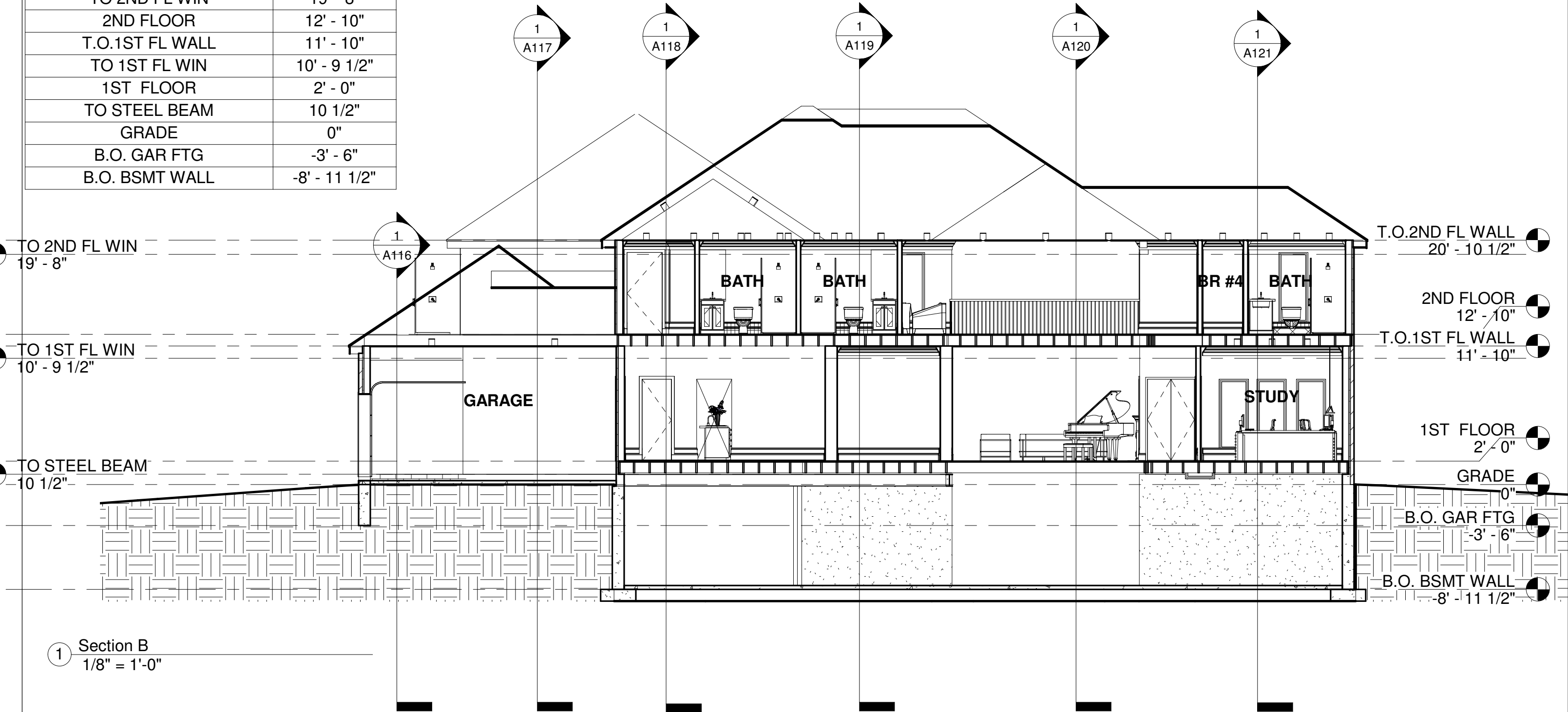
Author

Checker

A111

Scale 1/8" = 1'-0"

| Level Schedule | |
|-----------------|---------------|
| Name | Elevation |
| T.O.2ND FL WALL | 20' - 10 1/2" |
| TO 2ND FL WIN | 19' - 8" |
| 2ND FLOOR | 12' - 10" |
| T.O.1ST FL WALL | 11' - 10" |
| TO 1ST FL WIN | 10' - 9 1/2" |
| 1ST FLOOR | 2' - 0" |
| TO STEEL BEAM | 10 1/2" |
| GRADE | 0" |
| B.O. GAR FTG | -3' - 6" |
| B.O. BSMT WALL | -8' - 11 1/2" |



1 Section B
1/8" = 1'-0"



ROBERT BRYCE ARCHITECT NEW JERSEY LICENSE NUMBER 18519
WWW.ROBERTROLANDBRYCE.COM RRBRYCE@ROBERTROLANDBRYCE.COM 516-606-7500
PO BOX 3010 JERSEY CITY, NEW JERSEY

Owner

Project Name

| No. | Description | Date |
|-----|-------------|------|
| | | |
| | | |
| | | |
| | | |
| | | |

SECTION "B"

Project number

Date

Drawn by

Checked by

Project Number

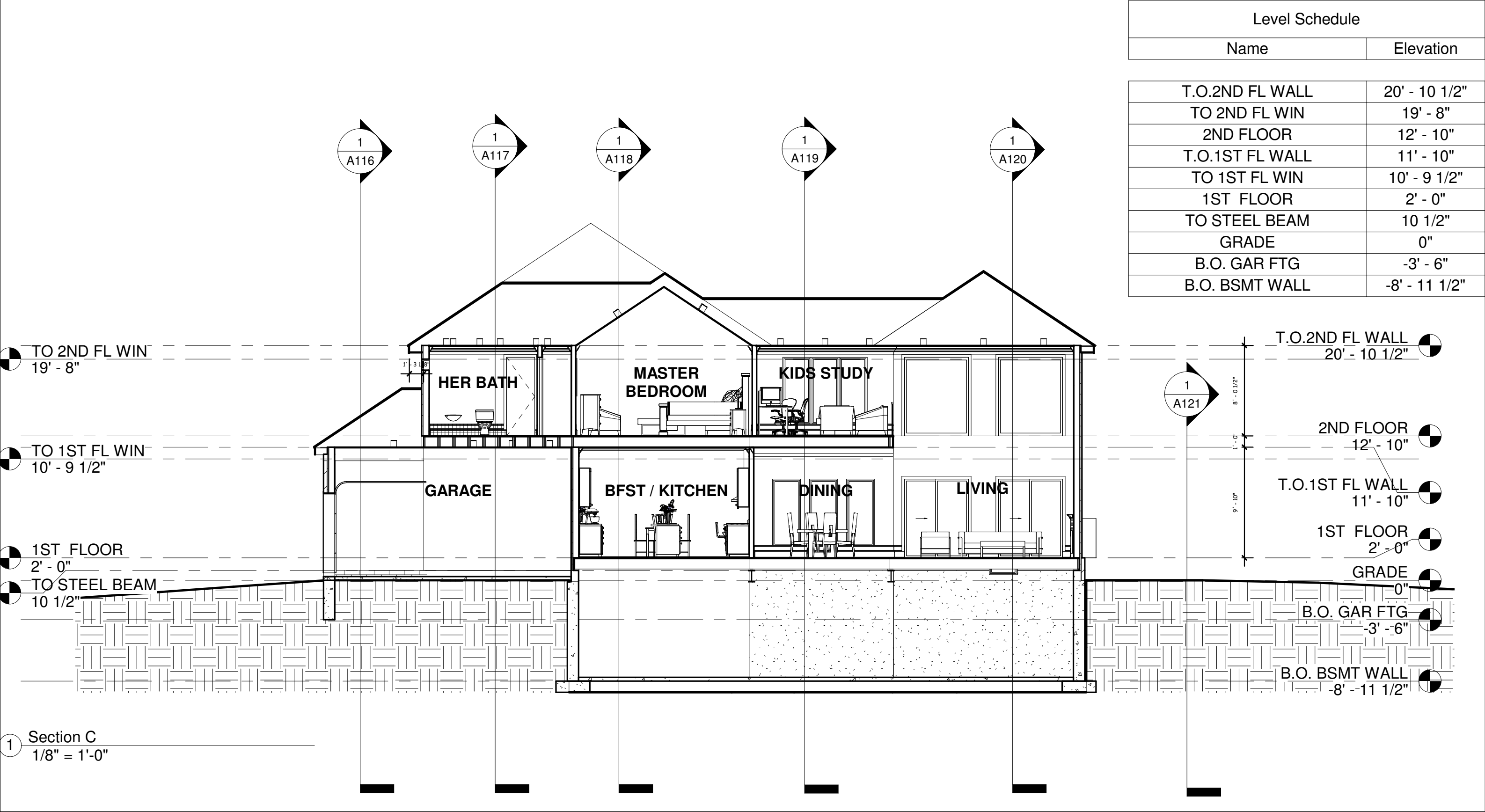
Issue Date

Author

Checker

A112

Scale 1/8" = 1'-0"





ROBERT BRYCE ARCHITECT NEW JERSEY LICENSE NUMBER 18519
 WWW.ROBERTROLANDBRYCE.COM RRBRYCE@ROBERTROLANDBRYCE.COM 516-606-7500
 PO BOX 3010 JERSEY CITY, NEW JERSEY

Owner

 Project Name

| No. | Description | Date |
|-----|-------------|------|
| | | |
| | | |
| | | |
| | | |
| | | |
| | | |

SECTION "C"

| | | |
|----------------|----------------|------|
| Project number | Project Number | A113 |
| Date | Issue Date | |
| Drawn by | Author | |
| Checked by | Checker | |

Scale 1/8" = 1'-0"

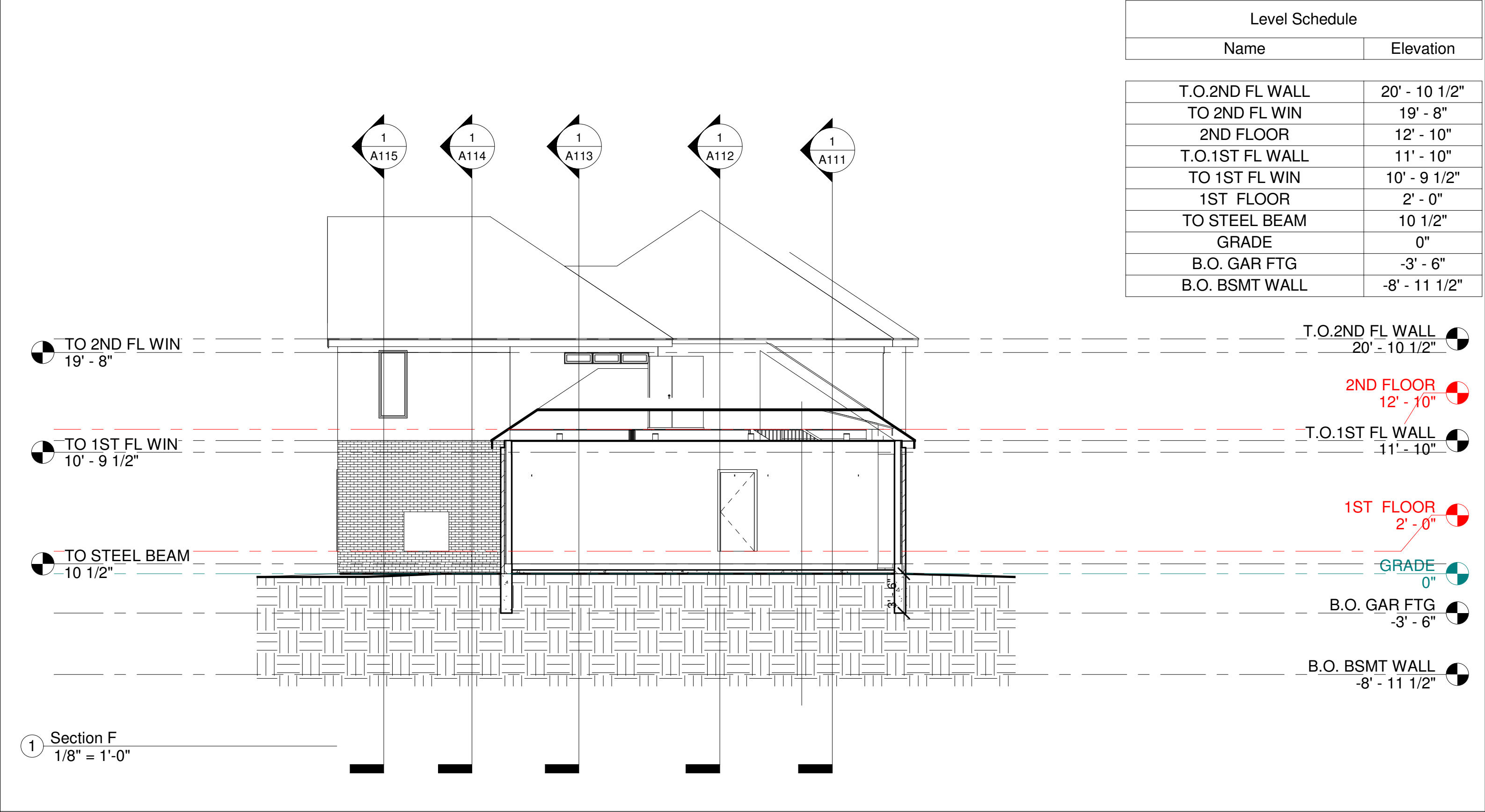
ROBERT BRYCE ARCHITECT NEW JERSEY LICENSE NUMBER 18519
 WWW.ROBERTROLANDBRYCE.COM RRBRYCE@ROBERTROLANDBRYCE.COM 516-606-7500
 PO BOX 3010 JERSEY CITY, NEW JERSEY

Project Name

| | | |
|----------------|----------------|--------------------|
| SECTION "D" | | |
| Project number | Project Number | A114 |
| Date | Issue Date | |
| Drawn by | Author | |
| Checked by | Checker | |
| | | Scale 1/8" = 1'-0" |

6/15/2020 7:51:33 AM





ROBERT BRYCE ARCHITECT NEW JERSEY LICENSE NUMBER 18519
 WWW.ROBERTROLANDBRYCE.COM RRBRYCE@ROBERTROLANDBRYCE.COM 516-606-7500
 PO BOX 3010 JERSEY CITY, NEW JERSEY

Owner

Project Name

| No. | Description | Date |
|-----|-------------|------|
| | | |
| | | |
| | | |
| | | |
| | | |
| | | |

SECTION "F"

Project number

Date

Drawn by

Checked by

Project Number

Issue Date

Author

Checker

A116

Scale 1/8" = 1'-0"

Architectural section drawing of a two-story house, labeled "Section G". The drawing shows the interior layout, including a sitting area, kitchen, two bedrooms (labeled "HER BATH" and "HIS BATH"), and two walk-in closets (labeled "WIC"). The garage is on the right side. The drawing includes dimensions for the second floor (19' - 8"), first floor (10' - 9 1/2"), and the steel beam (10' 1/2"). The drawing is oriented with the front of the house to the left.

Labels and dimensions on the left side of the drawing:

- TO 2ND FL WIN 19' - 8"
- TO 1ST FL WIN 10' - 9 1/2"
- TO STEEL BEAM 10' 1/2"

Labels within the drawing:

- HIS BATH
- WIC
- WIC
- HER BATH
- SITTING
- KITCHEN
- GARAGE

Section G

1 Section G
1/8" = 1'-0"



ROBERT BRYCE ARCHITECT NEW JERSEY LICENSE NUMBER 18519
WWW.ROBERTROLANDBRYCE.COM RRBRYCE@ROBERTROLANDBRYCE.COM 516-606-7500
PO BOX 3010 JERSEY CITY, NEW JERSEY

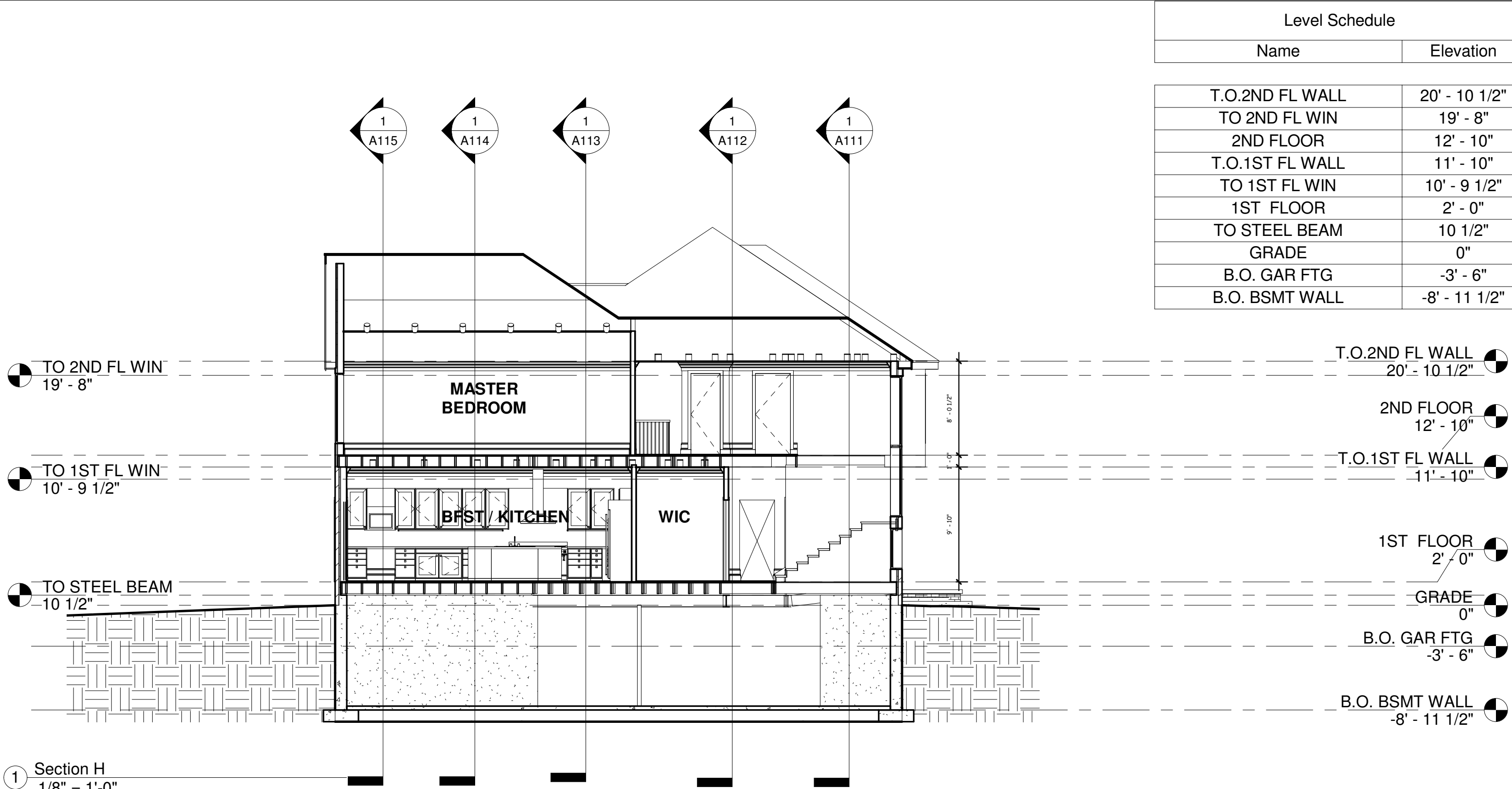
Project Name

[illegible]

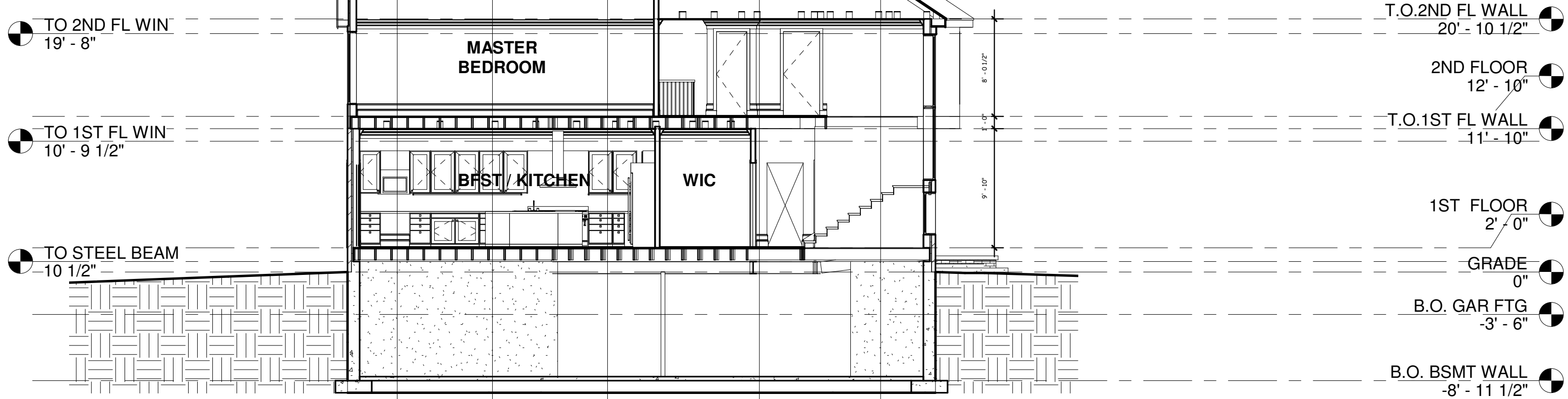
| | |
|----------------|----------------|
| Project number | Project Number |
| Date | Issue Date |
| Drawn by | Author |
| Checked by | Checker |

A117

Scale 1/8" = 1'-0"



| Level Schedule | |
|-----------------|---------------|
| Name | Elevation |
| T.O.2ND FL WALL | 20' - 10 1/2" |
| TO 2ND FL WIN | 19' - 8" |
| 2ND FLOOR | 12' - 10" |
| T.O.1ST FL WALL | 11' - 10" |
| TO 1ST FL WIN | 10' - 9 1/2" |
| 1ST FLOOR | 2' - 0" |
| TO STEEL BEAM | 10 1/2" |
| GRADE | 0" |
| B.O. GAR FTG | -3' - 6" |
| B.O. BSMT WALL | -8' - 11 1/2" |








ROBERT BRYCE ARCHITECT NEW JERSEY LICENSE NUMBER 18519
 WWW.ROBERTROLANDBRYCE.COM RRBRYCE@ROBERTROLANDBRYCE.COM 516-606-7500
 PO BOX 3010 JERSEY CITY, NEW JERSEY

Owner

Project Name

| No. | Description | Date |
|-----|-------------|------|
| | | |
| | | |
| | | |
| | | |
| | | |
| | | |

SECTION H

Project number

Project Number

Date

Issue Date

Drawn by

Author

Checked by

Checker

A118

Scale 1/8" = 1'-0"

T.O. 2ND FL WALL
20' - 10 1/2"

2ND FLOOR
12' - 10"

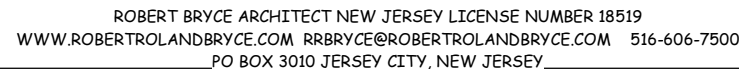
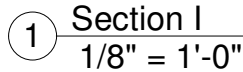
T.O. 1ST FL WALL
11' - 10"

1ST FLOOR
2' - 0"

GRADE
0"

B.O. GAR FTG
-3' - 6"

B.O. BSMT WALL
-8' - 11 1/2"



Project Name

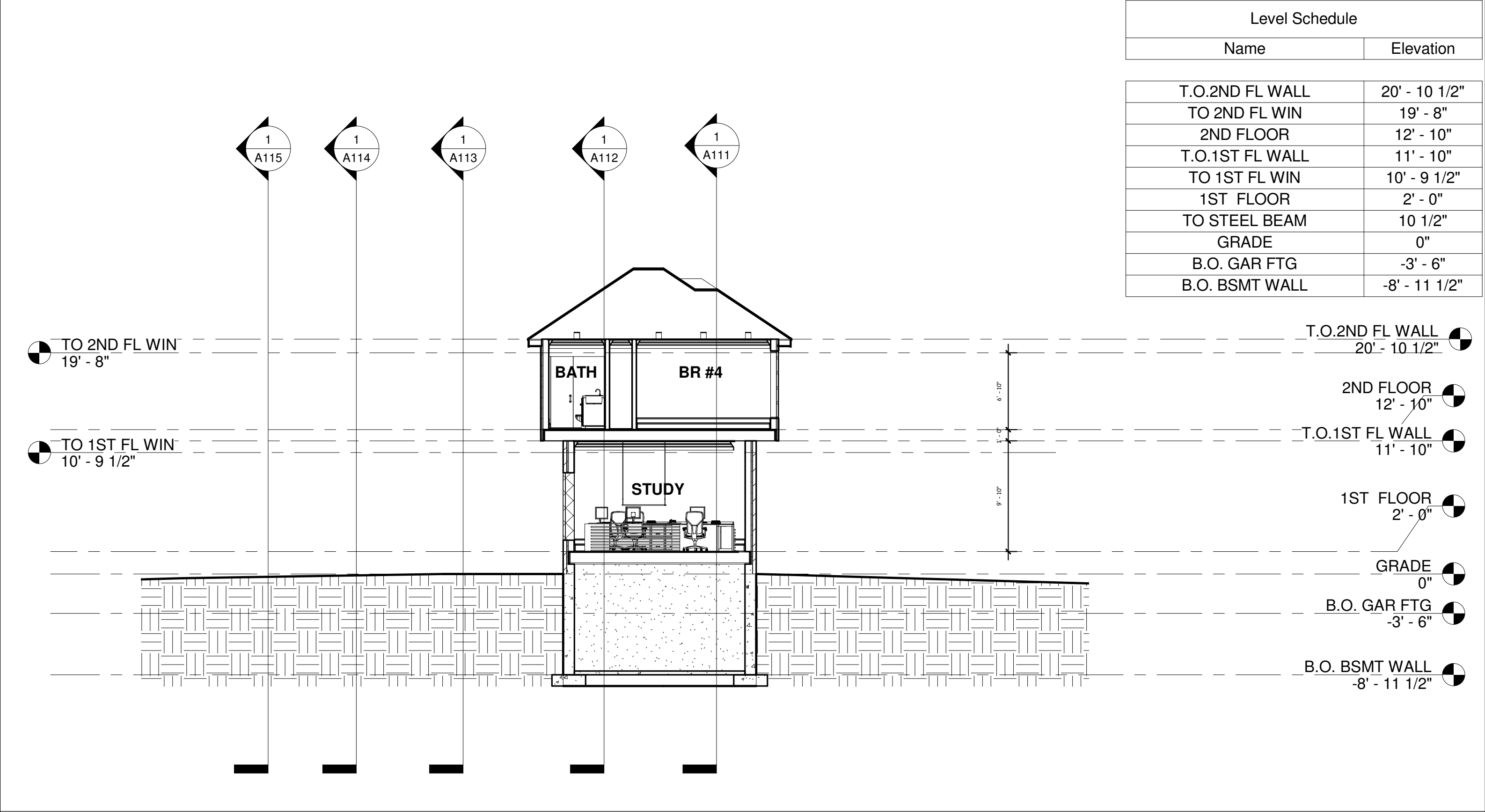
| | | |
|----------------|----------------|--------------------|
| SECTION I | | |
| Project number | Project Number | A119 |
| Date | Issue Date | |
| Drawn by | Author | |
| Checked by | Checker | Scale 1/8" = 1'-0" |

6/15/2020 7:51:39 AM



Project Name

| | | |
|----------------|----------------|--------------------|
| SECTION J | | |
| Project number | Project Number | A120 |
| Date | Issue Date | |
| Drawn by | Author | |
| Checked by | Checker | Scale 1/8" = 1'-0" |



Section K
 1/8" = 1'-0"

ROBERT BRYCE ARCHITECT NEW JERSEY LICENSE NUMBER 18519
 WWW.ROBERTROLANDBRYCE.COM RRBRYCE@ROBERTROLANDBRYCE.COM 516-606-7500
 PO BOX 3010 JERSEY CITY, NEW JERSEY

Owner

Project Name

| No. | Description | Date |
|-----|-------------|------|
| | | |
| | | |
| | | |
| | | |
| | | |
| | | |

SECTION K

Project number

Date

Drawn by

Checked by

Project Number

Issue Date

Author

Checker

A121

Scale 1/8" = 1'-0"



1 1ST FLOOR
1/8" = 1'-0"



ROBERT BRYCE ARCHITECT NEW JERSEY LICENSE NUMBER 18519
WWW.ROBERTROLANDBRYCE.COM RRBRYCE@ROBERTROLANDBRYCE.COM 516-606-7500
PO BOX 3010 JERSEY CITY, NEW JERSEY

Owner

Project Name

| No. | Description | Date |
|-----|-------------|------|
| | | |
| | | |
| | | |
| | | |
| | | |

FIRST FLOOR FRAMING

Project number

Date

Drawn by

Checked by

Project Number

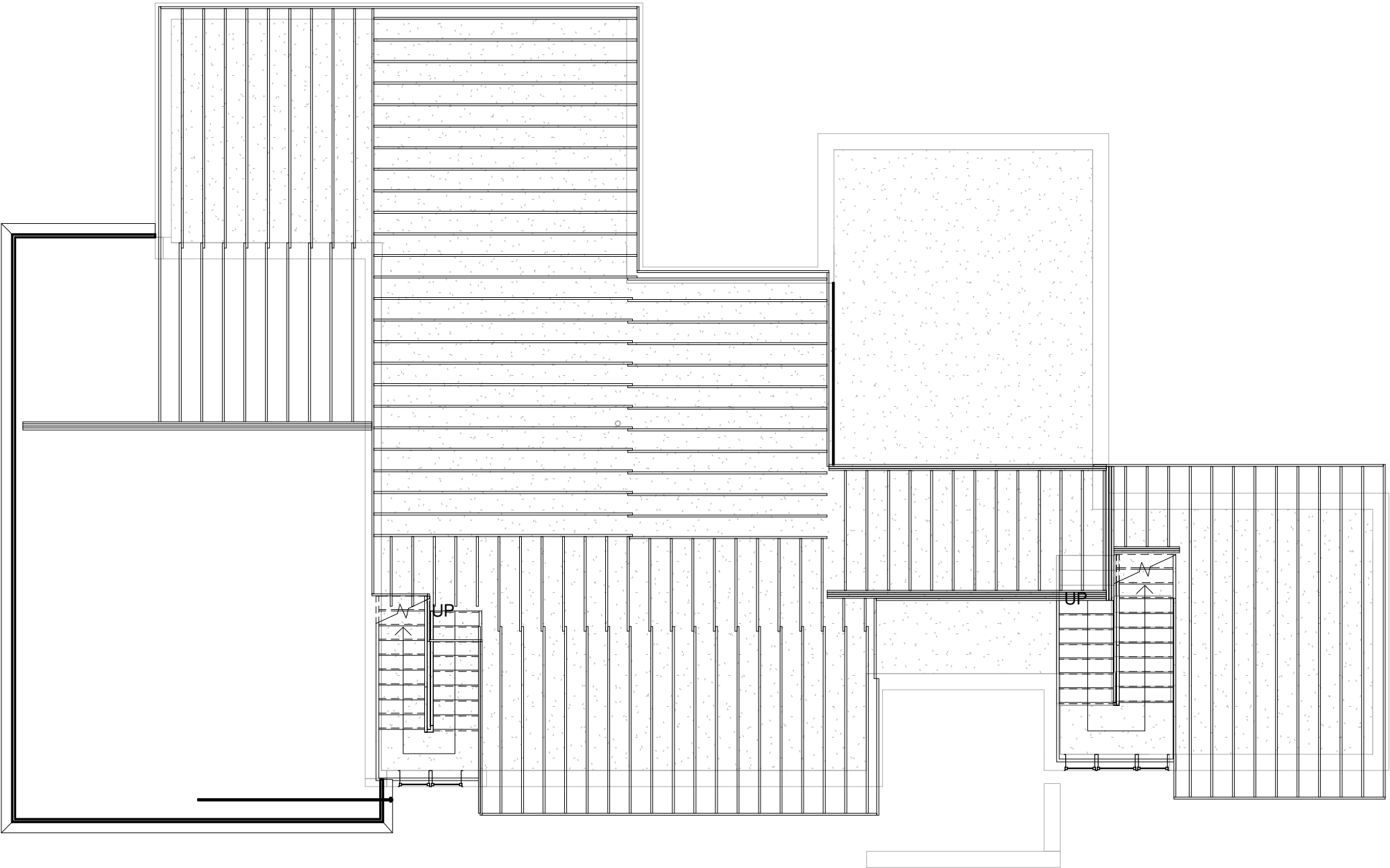
Issue Date

Author

Checker

S100

Scale 1/8" = 1'-0"



1 2ND FLOOR
1/8" = 1'-0"



ROBERT BRYCE ARCHITECT NEW JERSEY LICENSE NUMBER 18519
WWW.ROBERTROLANDBRYCE.COM RRBRYCE@ROBERTROLANDBRYCE.COM 516-606-7500
PO BOX 3010 JERSEY CITY, NEW JERSEY

Owner

Project Name

| No. | Description | Date |
|-----|-------------|------|
| | | |
| | | |
| | | |
| | | |
| | | |
| | | |

SECOND FLOOR FRAMING

Project number

Date

Drawn by

Checked by

Project Number

Issue Date

Author

Checker

S200

Scale 1/8" = 1'-0"

| Door Schedule | | | | | |
|---------------|-------|--------|------------------------|-----------|-------|
| Mark | Width | Height | Thermal Resistance (R) | DOOR AREA | Level |

| Window Schedule 1ST FLOOR | | | | | | |
|---------------------------|-------|-------|--------|------------------------|------------|-------|
| Type Mark | Count | Width | Height | Thermal Resistance (R) | area sq ft | Level |

| | | | | | | |
|--|----|---------|-------------|-----------------------|--------|-----------|
| Fixed: 24" x 42 | | | | | | |
| 27 | 4 | 2' - 0" | 3' - 6" | 1.5394 (h·ft²·°F)/BTU | 28 SF | 1ST FLOOR |
| 1ST FLOOR: 4 | | | | | 28 SF | |
| Fixed: 24" x 42: 4 | | | | | 28 SF | |
| Fixed: 24" x 72" | | | | | | |
| 7 | 8 | 2' - 0" | 6' - 0" | 1.5394 (h·ft²·°F)/BTU | 96 SF | 1ST FLOOR |
| 1ST FLOOR: 8 | | | | | 96 SF | |
| Fixed: 24" x 72": 8 | | | | | 96 SF | |
| Fixed: 30x42 | | | | | | |
| 26 | 1 | 2' - 6" | 3' - 6" | 1.5394 (h·ft²·°F)/BTU | 9 SF | 1ST FLOOR |
| 1ST FLOOR: 1 | | | | | 9 SF | |
| Fixed: 30x42: 1 | | | | | 9 SF | |
| Fixed: 30x72 | | | | | | |
| 20 | 16 | 2' - 6" | 6' - 0" | 1.5394 (h·ft²·°F)/BTU | 240 SF | 1ST FLOOR |
| 1ST FLOOR: 16 | | | | | 240 SF | |
| Fixed: 30x72: 16 | | | | | 240 SF | |
| Window-Casement-Double: 72" x 42" | | | | | | |
| 24 | 1 | 6' - 0" | 3' - 6" | | 21 SF | 1ST FLOOR |
| 1ST FLOOR: 1 | | | | | 21 SF | |
| Window-Casement-Double: 72" x 42": 1 | | | | | 21 SF | |
| Window-Casement-Triple-Transom: 85" x 60" | | | | | | |
| 19 | 2 | 7' - 1" | 5' - 0" | | 71 SF | 1ST FLOOR |
| 1ST FLOOR: 2 | | | | | 71 SF | |
| Window-Casement-Triple-Transom: 85" x 60": 2 | | | | | 71 SF | |
| Window-Casement-Triple-Transom: 85" x 70 | | | | | | |
| 21 | 2 | 7' - 1" | 5' - 9 1/2" | | 82 SF | 1ST FLOOR |
| 1ST FLOOR: 2 | | | | | 82 SF | |
| Window-Casement-Triple-Transom: 85" x 70: 2 | | | | | 82 SF | |
| Grand total: 34 | | | | | 547 SF | |



ROBERT BRYCE ARCHITECT NEW JERSEY LICENSE NUMBER 18519
WWW.ROBERTROLANDBRYCE.COM RRBRYCE@ROBERTROLANDBRYCE.COM 516-606-7500
PO BOX 3010 JERSEY CITY, NEW JERSEY

Owner

Project Name

| No. | Description | Date |
|-----|-------------|------|
| | | |
| | | |
| | | |
| | | |
| | | |
| | | |

1ST FL WINDOW SCHEDULE

Project number

Date

Drawn by

Checked by

Project Number

Issue Date

Author

Checker

S201

Scale

| Window Schedule 2ND FLOOR Copy 1 | | | | | | |
|----------------------------------|-------|---------|---------|------------------------|------------|-----------|
| Type Mark | Count | Width | Height | Thermal Resistance (R) | area sq ft | Level |
| Fixed: 24" x 72" | | | | | | |
| 7 | 8 | 2' - 0" | 6' - 0" | 1.5394 (h·ft²·°F)/BTU | 96 SF | 2ND FLOOR |
| 2ND FLOOR: 8 | | | | | 96 SF | |
| Fixed: 24" x 72": 8 | | | | | 96 SF | |
| Fixed: 30x1 | | | | | | |
| 25 | 3 | 2' - 6" | 1' - 0" | 1.5394 (h·ft²·°F)/BTU | 8 SF | 2ND FLOOR |
| 2ND FLOOR: 3 | | | | | 8 SF | |
| Fixed: 30x1: 3 | | | | | 8 SF | |
| Fixed: 30x72 | | | | | | |
| 20 | 14 | 2' - 6" | 6' - 0" | 1.5394 (h·ft²·°F)/BTU | 210 SF | 2ND FLOOR |
| 2ND FLOOR: 14 | | | | | 210 SF | |
| Fixed: 30x72: 14 | | | | | 210 SF | |
| Grand total: 25 | | | | | 314 SF | |



ROBERT BRYCE ARCHITECT NEW JERSEY LICENSE NUMBER 18519
WWW.ROBERTROLANDBRYCE.COM RRBRYCE@ROBERTROLANDBRYCE.COM 516-606-7500
PO BOX 3010 JERSEY CITY, NEW JERSEY

Owner

Project Name

| No. | Description | Date |
|-----|-------------|------|
| | | |
| | | |
| | | |
| | | |
| | | |
| | | |
| | | |

2ND FL WINDOW SCHEDULE

Project number

Date

Drawn by

Checked by

Project Number

Issue Date


Author

Checker

S201.2


Scale

5




| MATERIAL | R VALUE |
|----------------------------|---------|
| OUTSIDE AIR FILM | |
| 1" RIGID INSULATION | |
| 3/4" PLYWOOD SHEATHING | |
| 2"x6" WOOD STUDS @16" O.C. | |
| 5 1/2" BATT INSULATION | |
| 1/2" GYPSUM WALL BOARD | |
| INSIDE AIR FILM | |

4A




| MATERIAL | R VALUE |
|----------------------------|---------|
| OUTSIDE AIR FILM | |
| 1"x8" WOOD FRIEZE BOARD | |
| 4" WOOD BLOCKING | |
| 1" RIGID INSULATION | |
| 3/4" PLYWOOD SHEATHING | |
| 2"x6" WOOD STUDS @16" O.C. | |
| 5 1/2" BATT INSULATION | |
| 1/2" GYPSUM WALL BOARD | |
| INSIDE AIR FILM | |

7




| MATERIAL | R VALUE |
|----------------------------|---------|
| OUTSIDE AIR FILM | |
| WOOD SIDING | |
| 1" RIGID INSULATION | |
| 3/4" PLYWOOD SHEATHING | |
| 2"x6" WOOD STUDS @16" O.C. | |
| 5 1/2" BATT INSULATION | |
| 1/2" GYPSUM WALL BOARD | |
| INSIDE AIR FILM | |

4




| MATERIAL | R VALUE |
|----------------------------|---------|
| OUTSIDE AIR FILM | |
| 4" FACE BRICK | |
| 1" AIR SPACE | |
| 1" RIGID INSULATION | |
| 3/4" PLYWOOD SHEATHING | |
| 2"x6" WOOD STUDS @16" O.C. | |
| 5 1/2" BATT INSULATION | |
| 1/2" GYPSUM WALL BOARD | |
| INSIDE AIR FILM | |

6



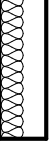
| MATERIAL | R VALUE |
|---------------------------|---------|
| OUTSIDE AIR FILM | |
| WOOD SIDING | |
| 1" RIGID INSULATION | |
| 3/4" PLYWOOD SHEATHING | |
| 2"x12" WOOD RIM JOIST | |
| 12" FIBERGLASS INSULATION | |

3




| MATERIAL | R VALUE |
|---------------------------|---------|
| OUTSIDE AIR FILM | |
| 4" FACE BRICK | |
| 1" AIR SPACE | |
| 1" RIGID INSULATION | |
| 3/4" PLYWOOD SHEATHING | |
| 2"x12" WOOD RIM JOIST | |
| 12" FIBERGLASS INSULATION | |

4




| MATERIAL | R VALUE |
|----------------------------|---------|
| OUTSIDE AIR FILM | |
| 4" FACE BRICK | |
| 1" AIR SPACE | |
| 1" RIGID INSULATION | |
| 3/4" PLYWOOD SHEATHING | |
| 2"x6" WOOD STUDS @16" O.C. | |
| 5 1/2" BATT INSULATION | |
| 1/2" GYPSUM WALL BOARD | |
| INSIDE AIR FILM | |

3




| MATERIAL | R VALUE |
|---------------------------|---------|
| OUTSIDE AIR FILM | |
| 4" FACE BRICK | |
| 1" AIR SPACE | |
| 1" RIGID INSULATION | |
| 3/4" PLYWOOD SHEATHING | |
| 2"x12" WOOD RIM JOIST | |
| 12" FIBERGLASS INSULATION | |

2




| MATERIAL | R VALUE |
|------------------|---------|
| OUTSIDE AIR FILM | |
| 4" FACE BRICK | |
| 1" AIR SPACE | |
| 7" CONCRETE | |
| INSIDE AIR FILM | |

1




| MATERIAL | R VALUE |
|-----------------|---------|
| 12" CONCRETE | |
| INSIDE AIR FILM | |

5




| MATERIAL | R VALUE |
|----------------------------|---------|
| OUTSIDE AIR FILM | |
| 1" RIGID INSULATION | |
| 3/4" PLYWOOD SHEATHING | |
| 2"x6" WOOD STUDS @16" O.C. | |
| 5 1/2" BATT INSULATION | |
| 1/2" GYPSUM WALL BOARD | |
| INSIDE AIR FILM | |

4A




| MATERIAL | R VALUE |
|----------------------------|---------|
| OUTSIDE AIR FILM | |
| 1"x8" WOOD FRIEZE BOARD | |
| 4" WOOD BLOCKING | |
| 1" RIGID INSULATION | |
| 3/4" PLYWOOD SHEATHING | |
| 2"x6" WOOD STUDS @16" O.C. | |
| 5 1/2" BATT INSULATION | |
| 1/2" GYPSUM WALL BOARD | |
| INSIDE AIR FILM | |

7




| MATERIAL | R VALUE |
|----------------------------|---------|
| OUTSIDE AIR FILM | |
| WOOD SIDING | |
| 1" RIGID INSULATION | |
| 3/4" PLYWOOD SHEATHING | |
| 2"x6" WOOD STUDS @16" O.C. | |
| 5 1/2" BATT INSULATION | |
| 1/2" GYPSUM WALL BOARD | |
| INSIDE AIR FILM | |

4




| MATERIAL | R VALUE |
|----------------------------|---------|
| OUTSIDE AIR FILM | |
| 4" FACE BRICK | |
| 1" AIR SPACE | |
| 1" RIGID INSULATION | |
| 3/4" PLYWOOD SHEATHING | |
| 2"x6" WOOD STUDS @16" O.C. | |
| 5 1/2" BATT INSULATION | |
| 1/2" GYPSUM WALL BOARD | |
| INSIDE AIR FILM | |

6




| MATERIAL | R VALUE |
|---------------------------|---------|
| OUTSIDE AIR FILM | |
| WOOD SIDING | |
| 1" RIGID INSULATION | |
| 3/4" PLYWOOD SHEATHING | |
| 2"x12" WOOD RIM JOIST | |
| 12" FIBERGLASS INSULATION | |

3




| MATERIAL | R VALUE |
|---------------------------|---------|
| OUTSIDE AIR FILM | |
| 4" FACE BRICK | |
| 1" AIR SPACE | |
| 1" RIGID INSULATION | |
| 3/4" PLYWOOD SHEATHING | |
| 2"x12" WOOD RIM JOIST | |
| 12" FIBERGLASS INSULATION | |

4




| MATERIAL | R VALUE |
|----------------------------|---------|
| OUTSIDE AIR FILM | |
| 4" FACE BRICK | |
| 1" AIR SPACE | |
| 1" RIGID INSULATION | |
| 3/4" PLYWOOD SHEATHING | |
| 2"x6" WOOD STUDS @16" O.C. | |
| 5 1/2" BATT INSULATION | |
| 1/2" GYPSUM WALL BOARD | |
| INSIDE AIR FILM | |

3




| MATERIAL | R VALUE |
|---------------------------|---------|
| OUTSIDE AIR FILM | |
| 4" FACE BRICK | |
| 1" AIR SPACE | |
| 1" RIGID INSULATION | |
| 3/4" PLYWOOD SHEATHING | |
| 2"x12" WOOD RIM JOIST | |
| 12" FIBERGLASS INSULATION | |

2



| MATERIAL | R VALUE |
|------------------|---------|
| OUTSIDE AIR FILM | |
| 4" FACE BRICK | |
| 1" AIR SPACE | |
| 7" CONCRETE | |
| INSIDE AIR FILM | |

1




| MATERIAL | R VALUE |
|-----------------|---------|
| 12" CONCRETE | |
| INSIDE AIR FILM | |

Legend 1


1/4" = 1'-0"

5




| MATERIAL | R VALUE |
|----------------------------|---------|
| OUTSIDE AIR FILM | |
| 1" RIGID INSULATION | |
| 3/4" PLYWOOD SHEATHING | |
| 2"x6" WOOD STUDS @16" O.C. | |
| 5 1/2" BATT INSULATION | |
| 1/2" GYPSUM WALL BOARD | |
| INSIDE AIR FILM | |

4A




| MATERIAL | R VALUE |
|----------------------------|---------|
| OUTSIDE AIR FILM | |
| 1"x8" WOOD FRIEZE BOARD | |
| 4" WOOD BLOCKING | |
| 1" RIGID INSULATION | |
| 3/4" PLYWOOD SHEATHING | |
| 2"x6" WOOD STUDS @16" O.C. | |
| 5 1/2" BATT INSULATION | |
| 1/2" GYPSUM WALL BOARD | |
| INSIDE AIR FILM | |

7




| MATERIAL | R VALUE |
|----------------------------|---------|
| OUTSIDE AIR FILM | |
| WOOD SIDING | |
| 1" RIGID INSULATION | |
| 3/4" PLYWOOD SHEATHING | |
| 2"x6" WOOD STUDS @16" O.C. | |
| 5 1/2" BATT INSULATION | |
| 1/2" GYPSUM WALL BOARD | |
| INSIDE AIR FILM | |

4




| MATERIAL | R VALUE |
|----------------------------|---------|
| OUTSIDE AIR FILM | |
| 4" FACE BRICK | |
| 1" AIR SPACE | |
| 1" RIGID INSULATION | |
| 3/4" PLYWOOD SHEATHING | |
| 2"x6" WOOD STUDS @16" O.C. | |
| 5 1/2" BATT INSULATION | |
| 1/2" GYPSUM WALL BOARD | |
| INSIDE AIR FILM | |

6




| MATERIAL | R VALUE |
|---------------------------|---------|
| OUTSIDE AIR FILM | |
| WOOD SIDING | |
| 1" RIGID INSULATION | |
| 3/4" PLYWOOD SHEATHING | |
| 2"x12" WOOD RIM JOIST | |
| 12" FIBERGLASS INSULATION | |

3




| MATERIAL | R VALUE |
|---------------------------|---------|
| OUTSIDE AIR FILM | |
| 4" FACE BRICK | |
| 1" AIR SPACE | |
| 1" RIGID INSULATION | |
| 3/4" PLYWOOD SHEATHING | |
| 2"x12" WOOD RIM JOIST | |
| 12" FIBERGLASS INSULATION | |

4




| MATERIAL | R VALUE |
|----------------------------|---------|
| OUTSIDE AIR FILM | |
| 4" FACE BRICK | |
| 1" AIR SPACE | |
| 1" RIGID INSULATION | |
| 3/4" PLYWOOD SHEATHING | |
| 2"x6" WOOD STUDS @16" O.C. | |
| 5 1/2" BATT INSULATION | |
| 1/2" GYPSUM WALL BOARD | |
| INSIDE AIR FILM | |

3




| MATERIAL | R VALUE |
|---------------------------|---------|
| OUTSIDE AIR FILM | |
| 4" FACE BRICK | |
| 1" AIR SPACE | |
| 1" RIGID INSULATION | |
| 3/4" PLYWOOD SHEATHING | |
| 2"x12" WOOD RIM JOIST | |
| 12" FIBERGLASS INSULATION | |

2



| MATERIAL | R VALUE |
|------------------|---------|
| OUTSIDE AIR FILM | |
| 4" FACE BRICK | |
| 1" AIR SPACE | |
| 7" CONCRETE | |
| INSIDE AIR FILM | |

1



| MATERIAL | R VALUE |
|-----------------|---------|
| 12" CONCRETE | |
| INSIDE AIR FILM | |

Legend 1 Copy 1

1/4" = 1'-0"



ROBERT BRYCE ARCHITECT NEW JERSEY LICENSE NUMBER 18519

WWW.ROBERTROLANDBRYCE.COM RRBRYCE@ROBERTROLANDBRYCE.COM 516-606-7500

PO BOX 3010 JERSEY CITY, NEW JERSEY

Owner

Project Name

| No. | Description | Date |
|-----|-------------|------|
| | | |
| | | |
| | | |
| | | |
| | | |
| | | |

WALL ASSEMBLY

Project number

Project Number

Date

Issue Date

Drawn by

Author

Checked by

Checker

S202

Scale 1/4" = 1'-0"

| Wall Schedule | | | | | |
|---------------|------------------------------------|---------|---------------|-------------|--------------------|
| Type Mark | Family and Type | Area | Base Offset | Width | Unconnected Height |
| 1 | Basic Wall: BSMT WALL | 358 SF | -10' - 7 1/2" | 1' - 0" | 8' - 11 1/2" |
| 1 | Basic Wall: BSMT WALL | 42 SF | -8" | 1' - 0" | 3' - 6" |
| 1 | Basic Wall: BSMT WALL | 15 SF | -7" | 1' - 0" | 3' - 6" |
| 1 | Basic Wall: BSMT WALL | 4531 SF | 0" | 1' - 0" | |
| 1 | Basic Wall: BSMT WALL | 14 SF | 8" | 1' - 0" | 3' - 6" |
| 2 | Basic Wall: BRICK LEDGE | 35 SF | -1' - 8" | 1' - 0" | 10 1/2" |
| 2 | Basic Wall: BRICK LEDGE | 336 SF | 8' - 11 1/2" | 1' - 0" | 10 1/2" |
| 3 | Basic Wall: BOND | 45 SF | -9 1/2" | 5 3/4" | 1' - 1 1/2" |
| 3 | Basic Wall: BOND | 429 SF | 9' - 10" | 5 3/4" | 1' - 1 1/2" |
| 3 | Basic Wall: BOND | 11 SF | 15' - 4" | 5 3/4" | 1' - 0" |
| 3 | Basic Wall: BOND | 20 SF | 20' - 9 1/2" | 5 3/4" | 1' - 0" |
| 3 | Basic Wall: BOND | 20 SF | 20' - 10 1/2" | 5 3/4" | 1' - 0" |
| 4 | Basic Wall: brick stud | 345 SF | 4" | 11 7/8" | 17' - 3" |
| 4 | Basic Wall: brick stud | 942 SF | 4' - 4 1/2" | 11 7/8" | |
| 4 | Basic Wall: brick stud | 2920 SF | 10' - 11 1/2" | 11 7/8" | |
| 4 | Basic Wall: brick stud | 86 SF | 16' - 4" | 11 7/8" | 8' - 0 1/2" |
| 4 | Basic Wall: brick stud | 137 SF | 21' - 9 1/2" | 11 7/8" | 6' - 10" |
| 4 | Basic Wall: brick stud | 159 SF | 21' - 10 1/2" | 11 7/8" | 7' - 11 1/2" |
| 4A | Basic Wall: SECOND FLOOR WALL (4A) | 13 SF | 17' - 7" | 1' - 0 3/4" | 7 3/4" |
| 4A | Basic Wall: SECOND FLOOR WALL (4A) | 19 SF | 28' - 6 1/2" | 1' - 0 3/4" | 7 3/4" |
| 4A | Basic Wall: SECOND FLOOR WALL 4a | 13 SF | 28' - 7 1/2" | 1' - 0 3/4" | 7 1/2" |
| 5 | Basic Wall: SECOND FLOOR WALL 5 | 257 SF | 29' - 3" | 7 3/4" | |
| 6 | Basic Wall: FIRST FLOOR BOND 2 | 75 SF | 9' - 10" | 2 3/8" | 1' - 1 1/2" |
| 6 | Basic Wall: SECOND FLOOR BOND | 249 SF | 20' - 9 1/2" | 2 3/4" | 1' - 0" |
| 7 | Basic Wall: SECOND FLOOR WALL | 345 SF | 4" | 8 3/4" | 17' - 3" |
| 7 | Basic Wall: SECOND FLOOR WALL | 498 SF | 10' - 11 1/2" | 8 3/4" | 17' - 7" |
| 7 | Basic Wall: SECOND FLOOR WALL | 1511 SF | 21' - 9 1/2" | 8 3/4" | |



ROBERT BRYCE ARCHITECT NEW JERSEY LICENSE NUMBER 18519
WWW.ROBERTROLANDBRYCE.COM RRBRYCE@ROBERTROLANDBRYCE.COM 516-606-7500
PO BOX 3010 JERSEY CITY, NEW JERSEY

Owner

Project Name

| No. | Description | Date |
|-----|-------------|------|
| | | |
| | | |
| | | |
| | | |
| | | |
| | | |
| | | |

WALL SCHEDULE

Project number

Date

Drawn by

Checked by

Project Number




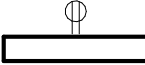
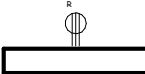
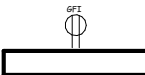
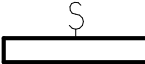
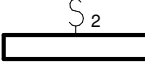
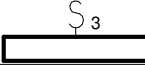
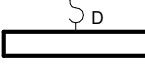





Issue Date


Author

Checker

Scale

S203

| SYMBOL | DESCRIPTION |
|---|---|
|  | Electrical Fixtures : Outlet Floor-Duplex : Single |
|  | Electrical Fixtures : Outlet Floor-Single : Single |
|  | Electrical Fixtures : Outlet-Triplex : Triplex |
|  | Electrical Fixtures : Outlet-Duplex : Single |
|  | Electrical Fixtures : Outlet-MICRO : Single |
|  | Electrical Fixtures : Outlet-GFI : Single |
|  | Electrical Fixtures : Switch-Single : Single |
|  | Electrical Fixtures : Switch-Double : Double |
|  | Electrical Fixtures : Switch-Three Way : Three Way |
|  | Electrical Fixtures : Switch-Dimmer : Dimmer |
|  | Electrical Equipment : Electrical Panel : Lighting Panel |
|  | Lighting Fixtures : Downlight - Recessed Can : 6" Incandescent - 120V |
|  | Lighting Fixtures : Downlight - Strip : 120V |
|  | Lighting Fixtures : EXH FAN : 6" Incandescent - 120V |
|  | Plumbing Fixtures : TERMINAL UNIT |

 Legend 2
1/4" = 1'-0"



ROBERT BRYCE ARCHITECT NEW JERSEY LICENSE NUMBER 18519
WWW.ROBERTROLANDBRYCE.COM RRBRYCE@ROBERTROLANDBRYCE.COM 516-606-7500
PO BOX 3010 JERSEY CITY, NEW JERSEY

Owner

Project Name

| No. | Description | Date |
|-----|-------------|------|
| | | |
| | | |
| | | |
| | | |
| | | |
| | | |

SYMBOL LEGEND

Project number

Date

Drawn by

Checked by

Project Number

Issue Date

Author

Checker

S204

Scale 1/4" = 1'-0"