



# PRODUCT LINES

(713) 724-7287

[www.rangerenergyproducts.com](http://www.rangerenergyproducts.com)

[rfq@rangerenergyproducts.com](mailto:rfq@rangerenergyproducts.com)

## CONTROL VALVES PROCESS CONTROL INST AUTOMATION



## THRU CONDUIT GATES - SLAB & EXPANDING

Carbon Steel  
Sizes: 2" - 42"  
Class: 150 - 1500  
Design: API 6D



## BOLTED BONNET GLOBES

Carbon & Stainless  
Sizes: 2" - 24"  
Class: 150 - 2500  
Design: API 623



## BOLTED COVER FULL PORT SWING CHECKS

Carbon & Stainless  
Sizes: 2" - 36"  
Class: 150 - 2500  
Design: API 6D



Exterior Coating: Epoxy

## COVER PISTON CHECKS

Carbon Steel  
Sizes: 2" - 24"  
Class: 150 - 2500  
Design: API 6D



## DUAL PLATE CHECKS - WAFER & LUG

Carbon & Stainless  
Wafer Sizes: 1.5" - 36"  
Wafer Class: 150 - 2500  
Lug Sizes: 2" - 36"  
Lug Class: 150 - 900  
Design: API 594



## PRESSURE BALANCED LUBRICATED PLUGS

Carbon Steel  
Sizes: 2" - 36"  
Class: 150 - 2500  
Design: API 6D



## FLOATING BALL VALVES

1-PIECE REDUCED PORT  
2-PIECE FULL PORT  
Carbon & Stainless  
Sizes: 1/2" - 12"  
Class: 150 - 1500  
Design: B16.34



## 3-PIECE TRUNNION BALLS

Carbon & Stainless  
Sizes: 2-1/16" - 13-5/8"  
Pressure: 2000, 3000 & 5000  
Design: API 6A



## 3-PIECE TRUNNION BALLS BOLTED & WELDED BODY

Carbon & Stainless  
Sizes: 2" - 42"  
Class: 150 - 2500  
Design: API 6D



Bore Coating: Scotchkotel TM 134





# PIPE, FITTINGS, FLANGES & COMPONENTS

(713) 724-7287

[www.rangerenergyproducts.com](http://www.rangerenergyproducts.com)

[rfq@rangerenergyproducts.com](mailto:rfq@rangerenergyproducts.com)

## PIPE, FITTINGS, FLANGES, OLETS, NIPPLES, & SWAGES

- Carbon Steel
- High Yield
- Stainless Steel
- Chrome Moly
- Nickel Alloys
- Duplex/Super Duplex
- Titanium

## GASKETS

- Spiral Wound
- RTJ
- Sheet gaskets
- Insulation Kits

## STUD BOLTS

- B7, B8, B16
- Black, Teflon, Cadmium, Galvanized


## PIPE DIMENSION CHART


NOM	O.D.	LEGEND	5	10	20	30	40	STD	60	80	100	120	140	160	XXH	
1/8"	.405"	AVG	.035	.049			.068	.068		.095	.095					
		LBS/FT	1384	1865			2450	2450		3148	3148					
1/4"	.540"	AVG	.049	.065			.088	.088		.119	.119					
		LBS/FT	2572	3301			4252	4252		5356	5356					
3/8"	.675"	AVG	.049	.065			.091	.091		.126	.126					
		LBS/FT	3279	4239			5681	5681		7395	7395					
1/2"	.840"	AVG	.065	.083			.109	.109		.147	.147			.188	.294	
		LBS/FT	5385	6717			8518	8518		1089	1089			1310	1716	
3/4"	1.050"	AVG	.065	.083			.113	.113		.154	.154			.219	.308	
		LBS/FT	6844	8580			1132	1132		1475	1475			1945	2443	
1"	1.315"	AVG	.065	.109			.133	.133		.179	.179			.250	.358	
		LBS/FT	8686	1405			1681	1681		2174	2174			2846	3662	
1-1/4"	1.660"	AVG	.065	.109			.140	.140		.191	.191			.250	.382	
		LBS/FT	1108	1807			2275	2275		2999	2999			3768	5219	
1-1/2"	1.900"	AVG	.065	.109			.145	.145		.200	.200			.281	.400	
		LBS/FT	1275	2087			2720	2720		3635	3635			4863	6414	
2"	2.375"	AVG	.065	.109			.154	.154		.218	.218			.344	.436	
		LBS/FT	1605	2640			3656	3656		5027	5027			7469	9037	
2-1/2"	2.875"	AVG	.083	.120			.203	.203		.276	.276			.375	.552	
		LBS/FT	2477	3534			5798	5798		7668	7668			1002	1371	
3"	3.500"	AVG	.083	.120			.216	.216		.300	.300			.438	.600	
		LBS/FT	3032	4336			7583	7583		1026	1026			1434	1860	
3-1/2"	4.000"	AVG	.083	.120			.226	.226		.318	.318			.436	.636	
		LBS/FT	3475	4977			9118	9118		1252	1252			1637	2287	
4"	4.500"	AVG	.083	.120			.237	.237	.281	.337	.337		.438	.531	.674	
		LBS/FT	3919	5619			1080	1080	1267	1500	1500		1902	2253	2757	
4-1/2"	5.000"	AVG					.247			.355				.710		
		LBS/FT					1255			1763				3256		
5"	5.563"	AVG	.109	.134			.258	.258		.375	.375		.500	.625	.750	
		LBS/FT	6355	7777			1463	1463		2080	2080		2706	3299	3859	
6"	6.625"	AVG	.109	.134			.280	.280		.432	.432		.562	.719	.864	
		LBS/FT	7593	9298			1899	1899		2860	2860		3643	4539	5321	
7"	7.625"	AVG					.301			.500				.875		
		LBS/FT					2357			3808				6314		
8"	8.625"	AVG	.109	.148	.250	.277	.322	.322	.406	.500	.500	.594	.719	.812	.906	.875
		LBS/FT	9923	1341	2238	2472	2858	2858	3567	4343	4343	5100	6077	6782	7476	7249
9"	9.625"	AVG					.342			.500						
		LBS/FT					3394			4877						
10"	10.750"	AVG	.134	.165	.250	.307	.365	.365	.500	.594	.500	.719	.844	1.000	1.125	
		LBS/FT	1521	1867	2806	3427	4052	4052	5479	6449	5479	7710	8938	1042	1158	
11"	11.750"	AVG					.375			.500						
		LBS/FT					4560			6013						
12"	12.750"	AVG	.165	.180	.250	.330	.406	.375	.562	.688	.500	.844	1.000	1.125	1.312	
		LBS/FT	2220	2419	3341	43.81	53.57	49.61	73.22	88.71	65.48	107.4	125.6	139.8	160.4	
14"	14.000"	AVG	.250	.312	.375	.438	.375	.594	.750	.500	.938	1.094	1.250	1.406		
		LBS/FT	3675	4565	5462	63.50	54.62	85.13	106.23	72.16	131.0	150.9	170.4	189.3		
16"	16.000"	AVG	.250	.312	.375	.500	.375	.656	.844	.500	1.031	1.219	1.438	1.594		
		LBS/FT	4209	5232	6264	82.85	62.64	107.6	136.7	82.85	165.0	192.6	223.9	245.5		
18"	18.000"	AVG	.250	.312	.438	.562	.375	.750	.938	.500	1.156	1.375	1.562	1.781		
		LBS/FT	4744	5899	82.23	104.8	70.65	138.3	171.1	93.54	208.2	244.4	274.5	308.8		
20"	20.000"	AVG	.250	.375	.500	.594	.375	.812	1.031	.500	1.281	1.500	1.750	1.968		
		LBS/FT	5278	7867	104.2	123.2	78.67	166.6	209.1	104.3	256.3	296.6	341.4	379.4		
22"	22.000"	AVG	.250	.375	.500		.375	.875	1.125	.500	1.375	1.625	1.875	2.125		
		LBS/FT	5813	8669	114.9		86.69	197.6	251.0	114.9	303.2	353.9	403.4	451.5		
24"	24.000"	AVG	.250	.375	.562	.688	.375	.969	1.219	.500	1.531	1.812	2.062	2.344		
		LBS/FT	6347	9471	140.8	171.5	94.71	238.6	296.9	125.6	367.5	429.8	483.6	542.6		






## VALVES & SERVICES

 (713) 724-7287

 [www.rangerenergyproducts.com](http://www.rangerenergyproducts.com)

 [rfq@rangerenergyproducts.com](mailto:rfq@rangerenergyproducts.com)

### VALVES

- Control Valves (CVS Controls)
- Ball Valves (Trunnion Mounted & Floating)
- Gate Valves (Wedge, Slab, & Expanding)
- Plug Valves (Lubricated & DBB)
- Check Valves (Piston Checks & Swing Checks, API 6D & API 594)
- Globe Valves
- Butterfly Valves (High Performance, Triple Offset, Double Offset)

### VALUE ADD SERVICES

- Valve Automation/modification
- FBE/ARO coating for Pipe & Fittings

### RANGER ENERGY PRODUCTS

- REP provides API 6D valves for pipeline service.
- REP represents field services for valves and actuation.



*Customer Service is our Top Priority!*