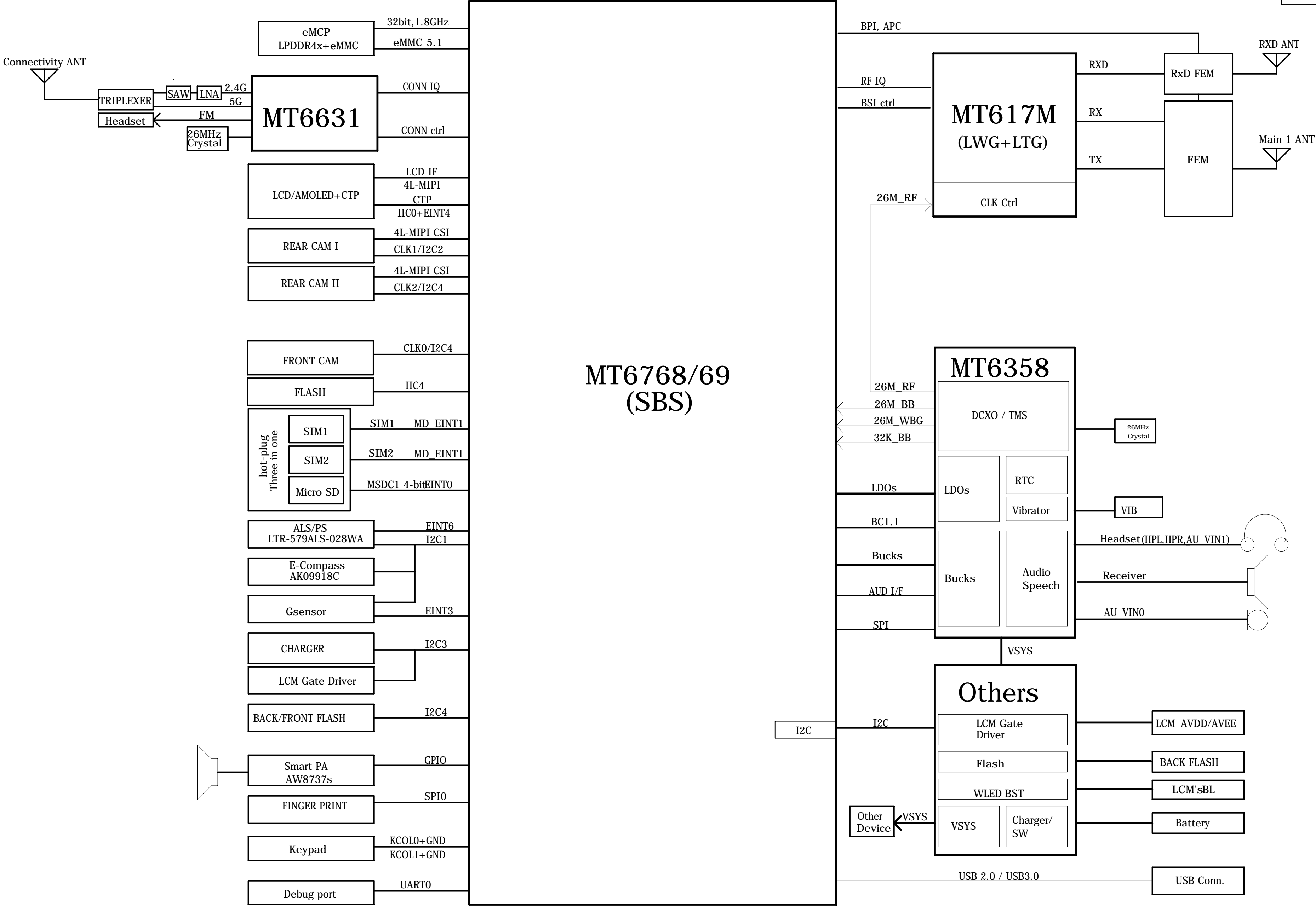


BLOCK\_DIAGRAM

Project : MT6768/69 LPDDR4x

REVISION RECORD			
LTR	ECO NO:	APPROVED:	DATE:



COMPANY: TRANSSION HOLDINGS				MODEL: H694		Modified Date: 2020/6/19	
DRAWN	DJF/TS	DATED	2020/03/18	TITLE: 00_BLOCK_DIAGRAM		VERSION: V1.0	SHEET: 1 OF 24
CHECKED	<CHECKED>	DATED	< >	Confidentiality	CONFIDENTIAL		



# I2C\_ID\_OVERVIEW

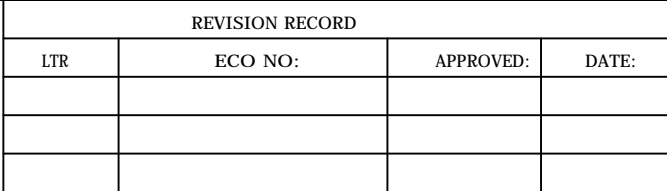
REVISION RECORD			
LTR	ECO NO:	APPROVED:	DATE:

I2C	Function	I2C Spec.	Budget Timing	I2C Slave Address (7-bit mode)
I2C-0	CTP	400 Kbps	Yes.	TP£ ¨ NT36572A£ © I2C address:write:0xC4,read:0xC5
		400 Kbps		
I2C-1	M Sensor	400 Kbps	Yes.	AK09918C-L:I2C ADDRESS:0x18(Write)/0x19(Read)
	A+Gyro Sensor	400 Kbps		
	ALS / PS Sensor	400 Kbps	Yes.	LTR-579ALS-028WA/ ALS + PS I2C address: 0x53 (Write:0xA6, Read:0xA7)
	Gsensor	400 Kbps	Yes.	MXC4005XC:I2C ADDRESS:0x2A(Write)/0x2B(Read)£ ¨ default£ © KXTJ3-1057:I2C ADDRESS:0x1C(Write)/0x1D(Read)£ ¨ reserve£ ©
I2C-2	REAR CAMERA Wide (13M+AF)	400 Kbps	Yes.	Back camera I (S5K3L6XX03-FGX9) I2C address: (Write:0x20, Read:0x21) Drv IC(DW9718S) I2C address: (Write:0x18, Read:0x19 ) EEPROM IC(BL24SA64-CS) I2C address: (Write:0xA0, Read:0xA1)
I2C-3	Charger IC	400 Kbps	Yes.	BQ25601:I2C ADDRESS:0xD6(Write)/0xD7(Read)
	LCM Gate Driver	400 Kbps	Yes.	OCP2131:I2C Address=0x3E write:0x7C read:0x7D
I2C-4	Flash LED Driver	400 Kbps	Yes.	KTD2699:I2C Address=0x63 write:0xC6 read:0xC7
	REAR CAMERA Tele	400 Kbps	Yes.	Back camera(GC5025W) I2C address: (Write:0x6E, Read:0x6F)
	FRONT CAMERA	400 Kbps	Yes.	Front camera sensor(S5K3L6XX03-FGX9) I2C address: (Write:0x5A Read:0x5B) Front camera EEPROM(GT24P64AL-2CSLI-TR) I2C address: (Write:0xA2 Read:0xA3)

Note : I2C Spec. : Standard mode (100 kbps) and Fast mode (400 kbps), Fast mode Plus (1 Mbps) and High-speed mode (3.4 Mbps)

COMPANY: TRANSSION HOLDINGS				MODEL: H694		Modified Date: 2020/6/19	
DRAWN	DJF/TS	DATED	2020/03/18	TITLE: 01_I2C_ID_OVERVIEW		VERSION: V1.0	SHEET: 2 OF 24
CHECKED	<CHECKED>	DATED	< >	Confidentiality	CONFIDENTIAL		



38-SBS

Schematic design notice of "10\_BB\_POWER" page.

Note 10-1: Differential pair of DVDD\_GPU remote sense must be close to BB's ball  
Remote sense trace with GND shielding to PMIC (Differential)

**Note 10-2:** Differential pair of DVDD\_PROC remote sense must be close to BB's bal Remote sense trace with GND shielding to PMIC (Differential)

Note 10-3: Differential pair of DVDD\_MODEM remote sense must be close to BB's ball.  
Remote sense trace with GND shielding to PMIC (Differential)

Note 10-4: Differential pair of DVDD\_CORE remote sense must be close to BB's ball.  
Remote sense trace with GND shielding to PMIC (Differential)

Note 10-5: C1082 closed DVDD18\_MSDC0 150mil  
C1085 closed DVDD18\_MSDC1 150mil

Note 10-6: C1086 closed DVDD28\_MSDC1 150mil

Note 10-7: Connects "AVDD09\_SSUSB" to GND when USB3.0 is not used.





Note 10-8: Connects "AVDD09\_UFS" to GND when UFS is not used.

SHIELDING&LOGO&SN&MARKTL1001WPL1001

MARK1001 MARK1002 MARK1003 MARK1004

MARK\_1.0 MARK\_1.0 MARK\_1.0 MARK\_1.0

TRANSITION-2.5H

MARK\_1.0   MARK\_1.0   MARK\_1.0   MARK\_1.0

VERSION: V1.0 | SHEET: 3 OF 24

TL1001WPL1001

MARK1001 MARK1002 MARK1003 MARK1004

MARK\_1.0 MARK\_1.0 MARK\_1.0 MARK\_1.0

TRANSITION-2.5H




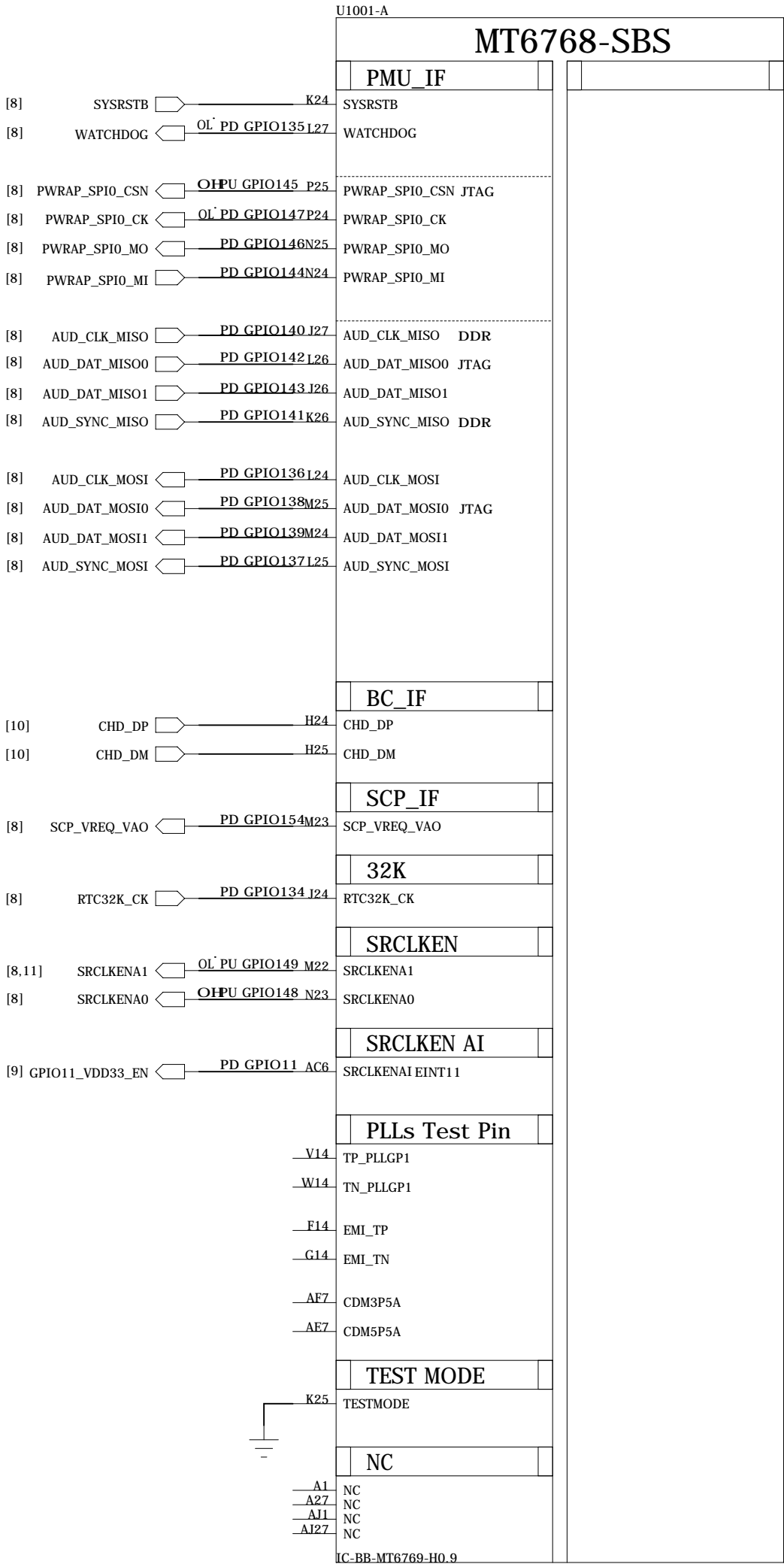



MARK\_1.0   MARK\_1.0   MARK\_1.0   MARK\_1.0

VERSION: V1.0 | SHEET: 3 OF 24



REVISION RECORD			
LTR	ECO NO:	APPROVED:	DATE:



"PWRAP\_SPI0\_CSN" and "AUD\_DAT\_MOSI0" are bootstrap pin to select which interface will be the JTAG pin out.

	PWRAP_SPI0_CSN	AUD_DAT_MOSI0	AP_JTAG	MD_JTAG
Default	HI	LO	N/A	N/A
	HI	HI	SPI0+EINT8	SPI2+SPI3
	LO (by ext. PD)	LO (by ext. PU)	SPI0+EINT8	N/A
	LO (by ext. PD)	HI (by ext. PU)	N/A	N/A

AUD\_SYNC\_MISO and AUD\_CLK\_MISO are DDR type feature in bootstrap

	AUD_SYNC_MISO	AUD_CLK_MISO	DDR Type	VDRAM1 / VDRAM2 (PMU)
Default	LO	LO	LP4X eMCP	1.125V/ 0.6V
	LO	HI (by ext. PD)	Reserved	OFF/1.8V
	HI (by ext. PU)	LO	LP3 eMCP	1.225V/OFF
	HI (by ext. PU)	HI (by ext. PD)	Reserved	1.125V/1.8V

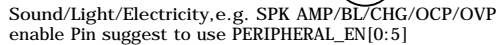
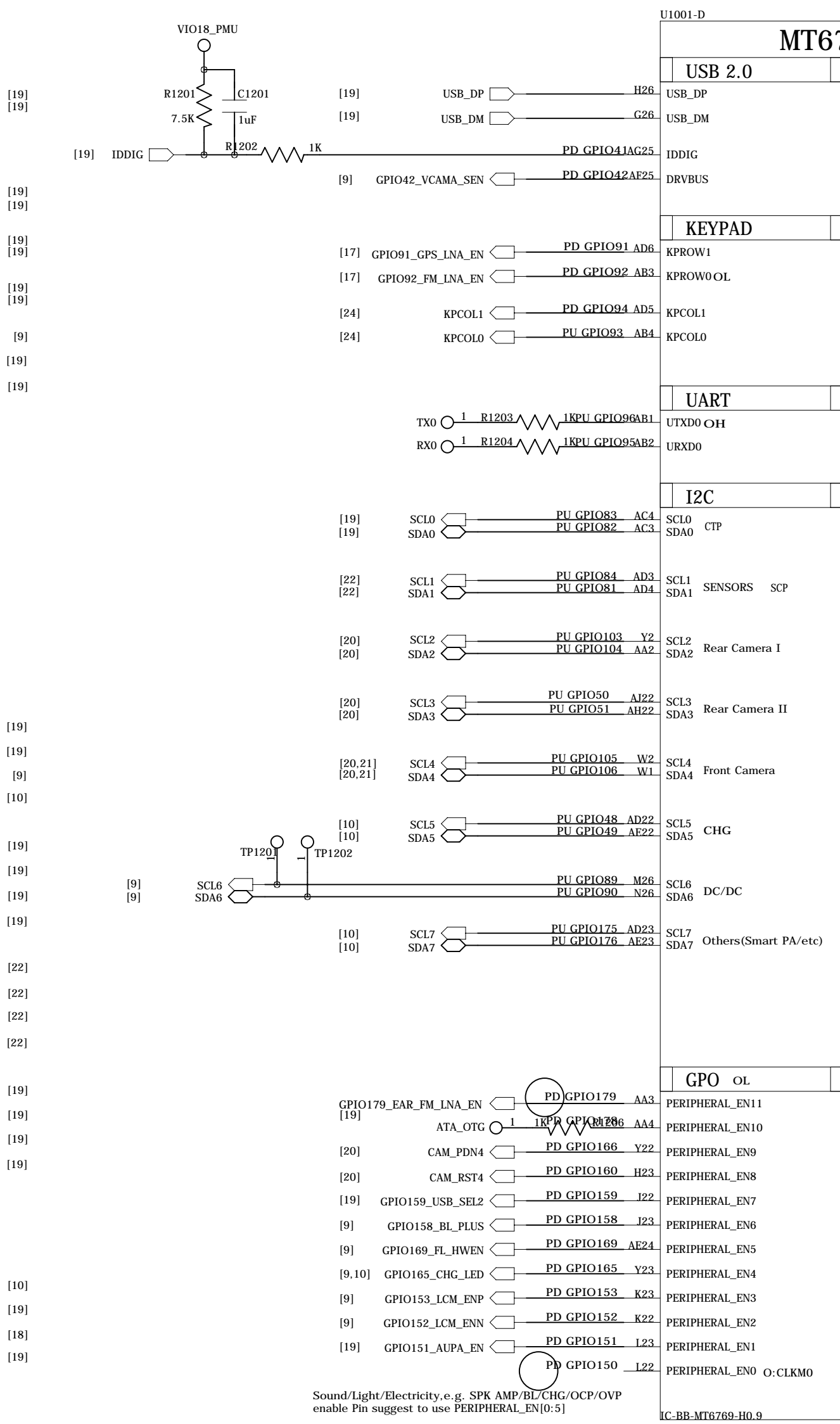
Schematic design notice of "11\_BB\_I" page.

Note 11-1: To shunt a 1uF capacitor in the AUXIN ADC input to prevent noise coupling. It should be placed as close to BB as possible. Connect the unused AUX ADC input to GND.

Note 11-2: The de-coupling cap. for REFP (AJ21 ball) have to be placed as close to BB as possible.

COMPANY: TRANSSION HOLDINGS				MODEL: H694		Modified Date: 2020/6/19	
DRAWN	DJF/TS	DATED	2020/03/18	TITLE: 11_BB_I		VERSION: V1.0	SHEET: 4 OF 24
CHECKED	<CHECKED>	DATED	< >	Confidentiality	CONFIDENTIAL		

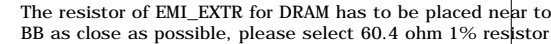




VERSION: V1.0 | SHEET: 5 OF 24



U1001-G

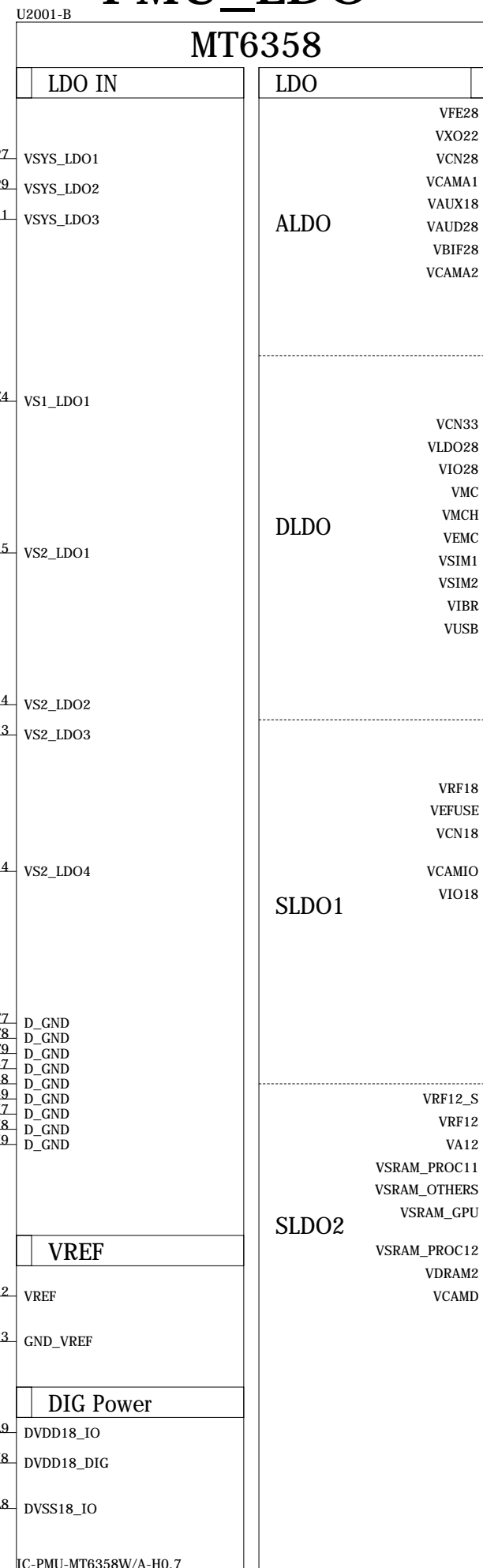


COMPANY: TRANSSION HOLDINGS				MODEL: H694		Modified Date: 2020/6/19	
DRAWN	DJF/TS	DATED	2020/03/18	TITLE: 13_BB_III		VERSION: V1.0	SHEET: 6 OF 24
CHECKED	<CHECKED>	DATED	< >	Confidentiality	CONFIDENTIAL		



# PMU\_BUCK

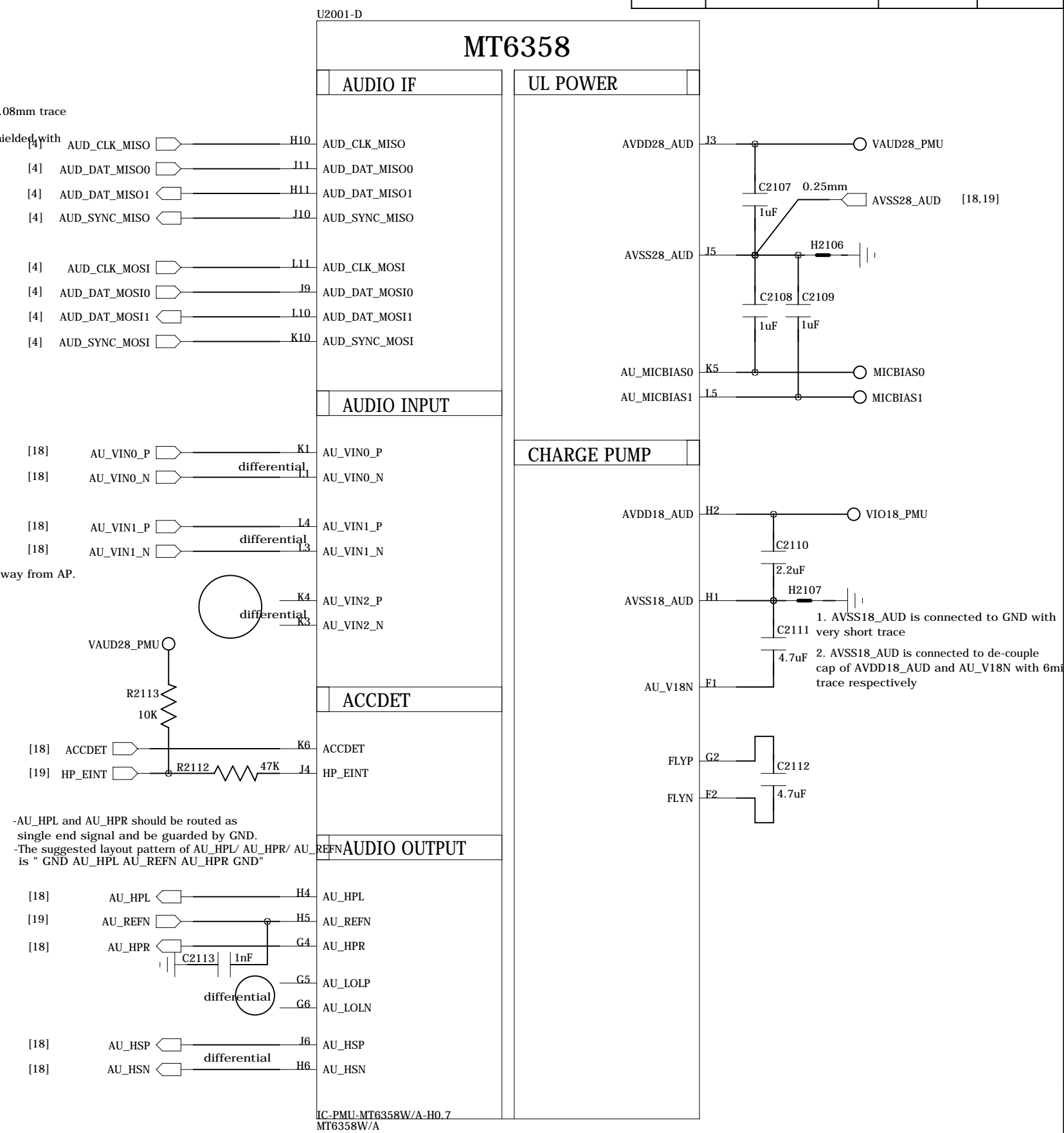
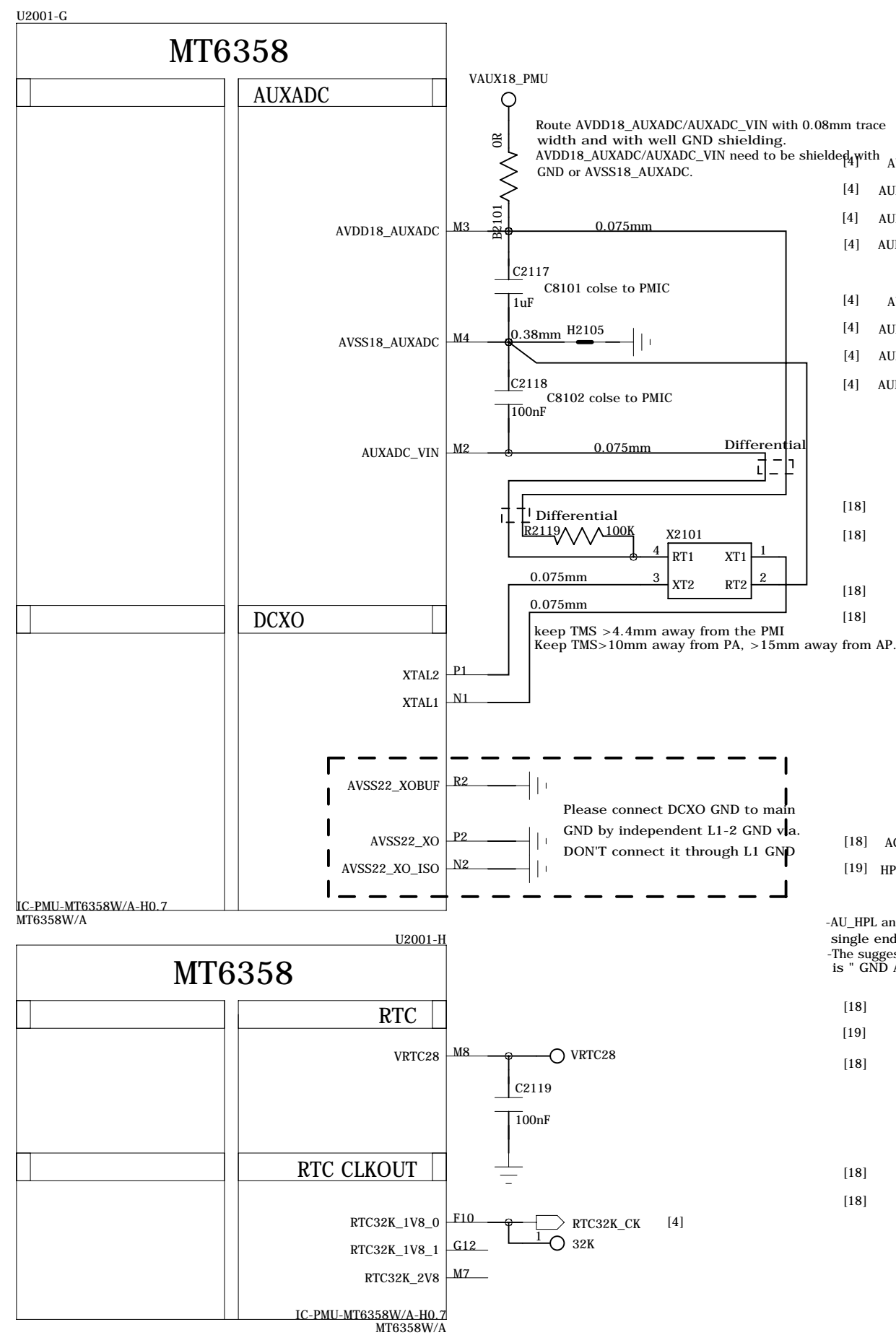
# PMU\_LDO



COMPANY: TRANSSION HOLDINGS				MODEL: H694		Modified Date: 2020/6/19	
DRAWN	DJF/TS	DATED	2020/03/18	TITLE: 20_POWER_MT6358_I		VERSION: V1.0	SHEET: 7 OF 24
CHECKED	<CHECKED>	DATED	< >	Confidentiality	CONFIDENTIAL		



REVISION RECORD			
LTR	ECO NO:	APPROVED:	DATE:



The schematic diagram illustrates the PMU interface circuit. Key components and connections include:

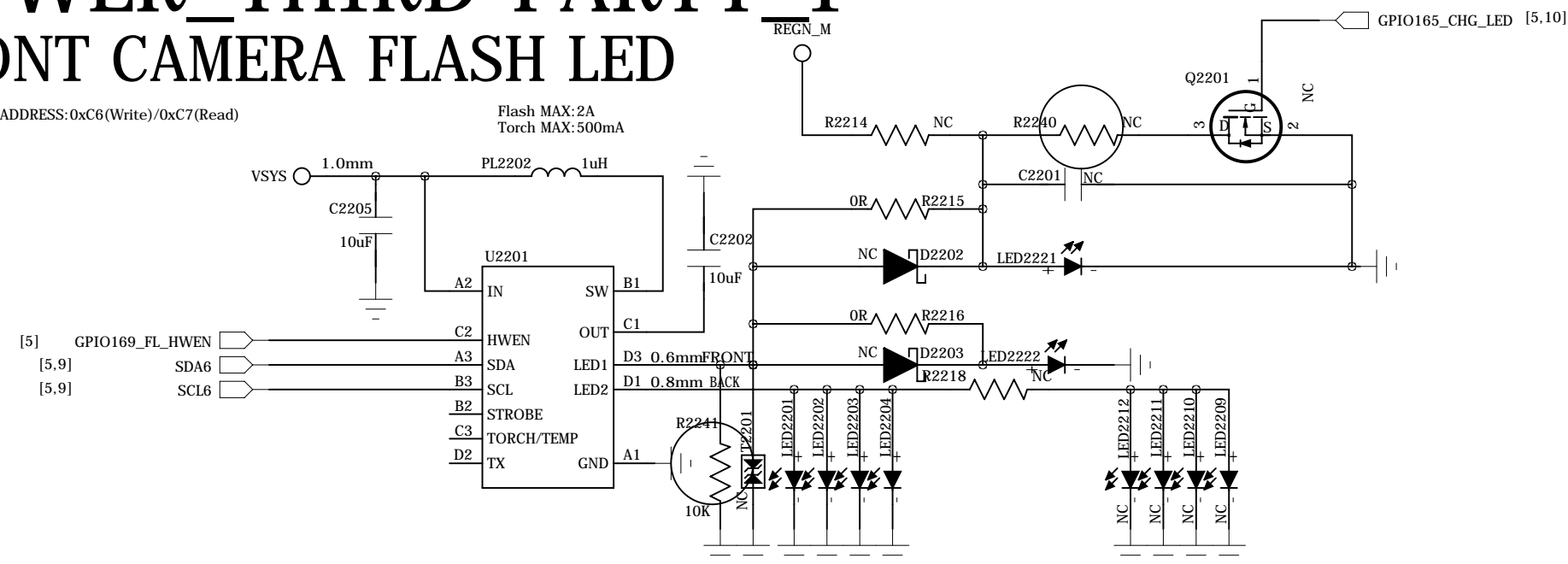
- PMU Block:** Features pins VBAT, VBAT\_ON, VBIF28\_PMU, VIO18\_PMU, and GND.
- Resistors:**
  - R2105 (24K) and R2108 (39K) are connected between VBAT and the PMU pins.
  - R2106, R2107, R2109, and R2110 are 1K resistors.
  - R2120 is a 10K resistor.
  - R2121 is a 0.01R resistor, with a note "R2121 Use 5mR".
- Capacitors:** C2143 (33pF) is connected between VBAT and the PMU pin.
- Diodes and Transistors:**
  - D2101 and D2102 are diodes.
  - T2101 and T2102 are transistors.
- Connectors and Pins:**
  - J2101 (pins 1-6) is connected to the circuit.
  - Output pins include BATON, VBAT\_S, BATADC, AUX\_IN3\_BAT, VBUS, CS\_N, and CS\_P.
  - A note "Kelvin connection Rfg" is present near the CS\_N and CS\_P pins.

COMPANY: TRANSSION HOLDINGS				MODEL: H694		Modified Date: 2020/6/19	
DRAWN	DJF/TS	DATED	2020/03/18	TITLE: 21_POWER_MT6358_II		VERSION: V1.0	SHEET: 8 OF 24
CHECKED	<CHECKED>	DATED	< >	Confidentiality	CONFIDENTIAL		



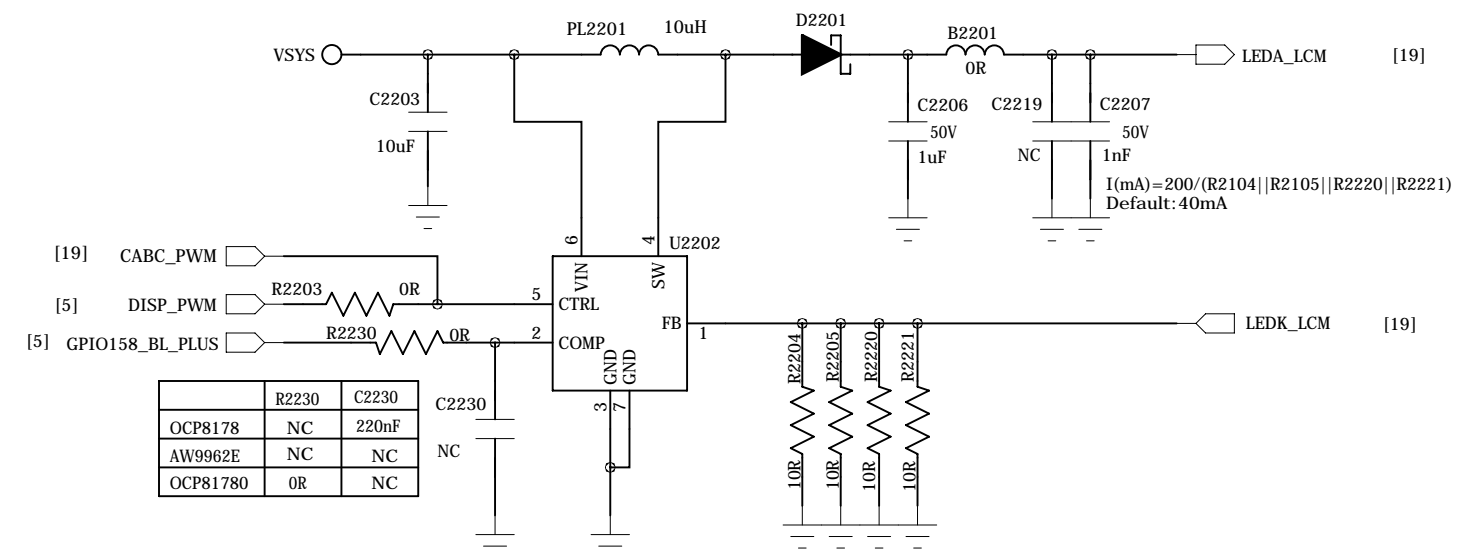
POWER\_THIRD-PARTY\_I  
FRONT CAMERA FLASH LED

AW36515:I2C ADDRESS:0xC6(Write)/0xC7(Read)

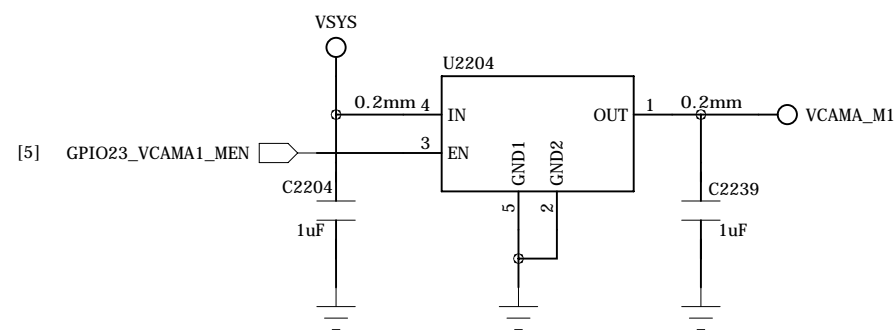


REVISION RECORD			
LTR	ECO NO:	APPROVED:	DATE:

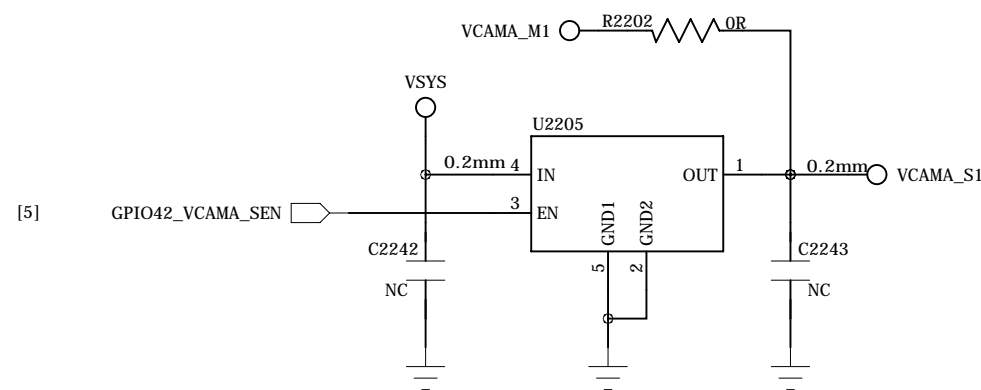
# LCM Backlight LED Driver



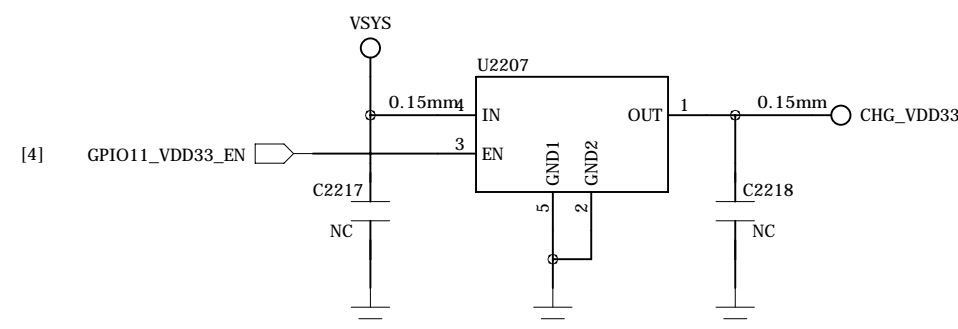
## VCAMA\_MAIN\_1 (2.8V)



## VCAMA\_SUB\_1 (2.8V)

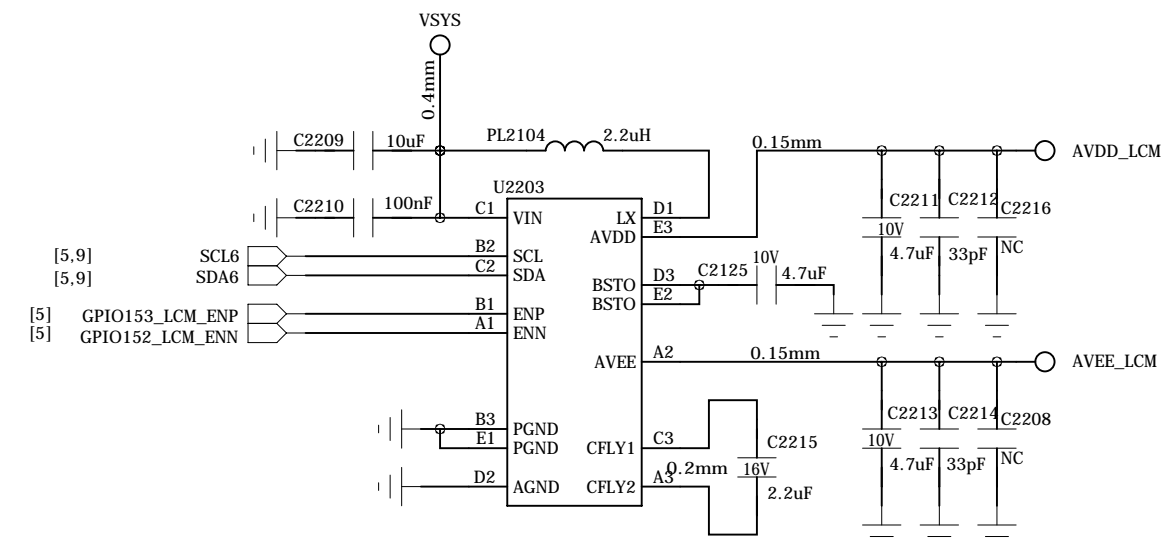


## CHG\_VDD33 (3.3V)



## LCM BIAS

NT50358ACG/J:I2C ADDRESS:0x7C(Write)/0x7D(Read)



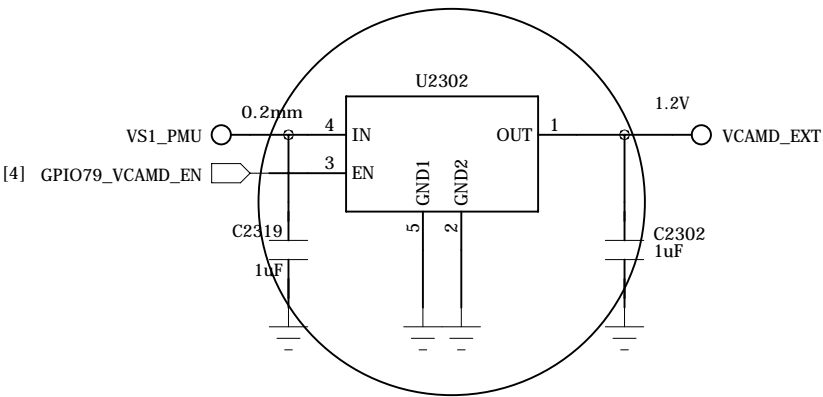
COMPANY: TRANSSION HOLDINGS				MODEL: H694		Modified Date: 2020/6/19	
DRAWN	DJF/TS	DATED	2020/03/18	TITLE: 22_POWER_THIRD-PARTY_I		VERSION: V1.0	SHEET: 9 OF 24
CHECKED	<CHECKED>	DATED	< >	Confidentiality	CONFIDENTIAL		



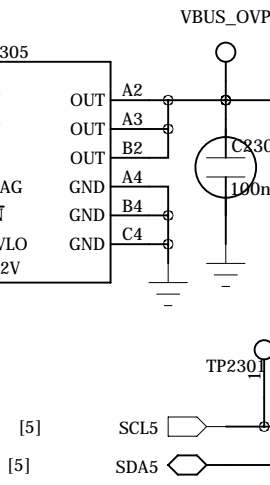
POWER\_THIRD-PARTY\_II

REVISION RECORD			
LTR	ECO NO:	APPROVED:	DATE:

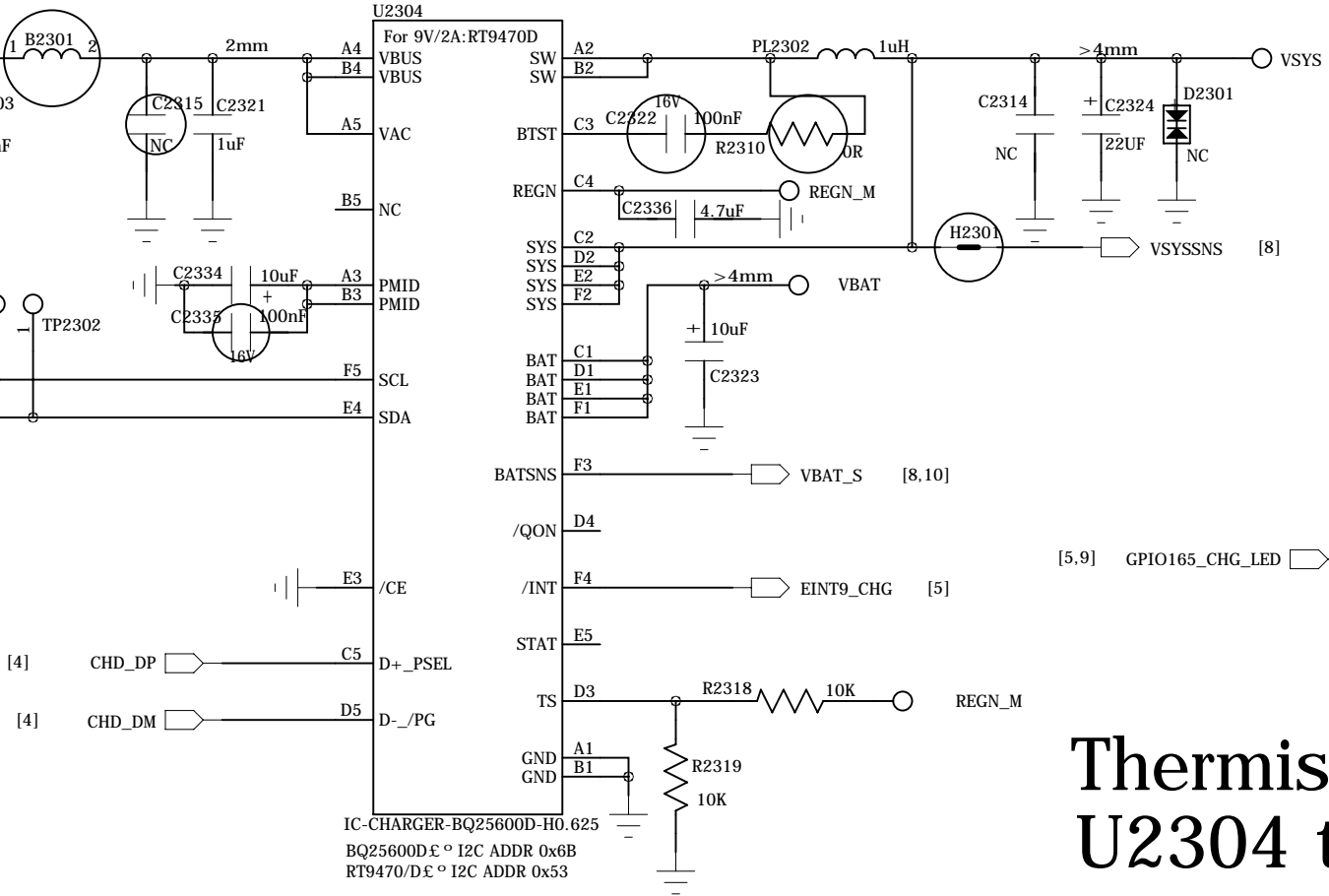
VCAMD\_Wide(1.2V)



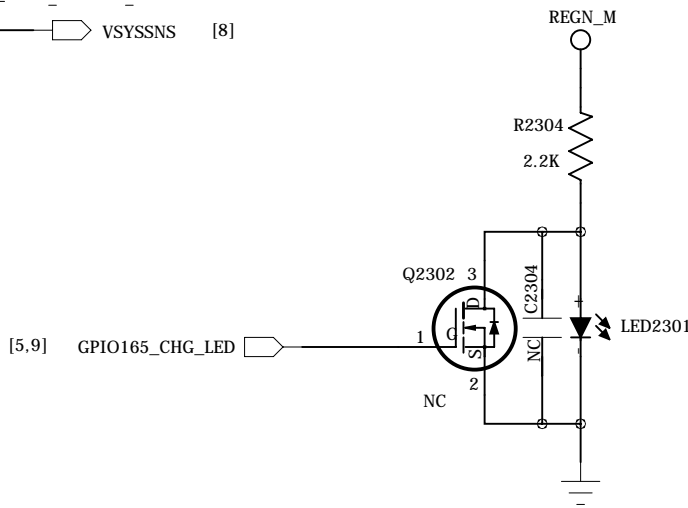
OVP



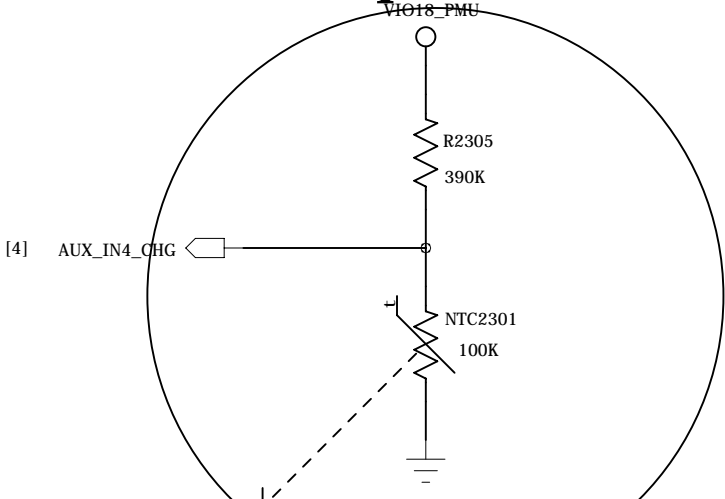
CHARGER\_I



CHG LED

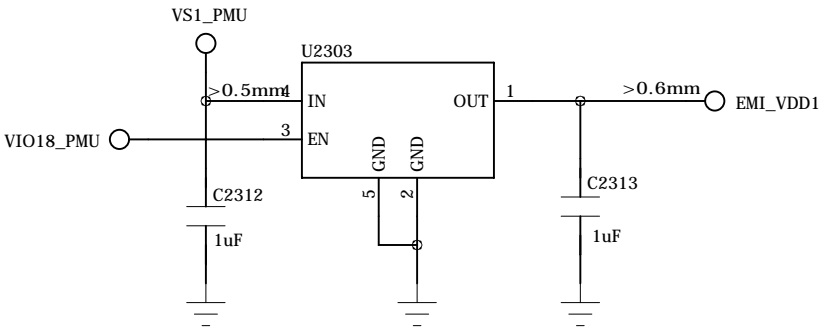


Thermistor to sense U2304 temperature

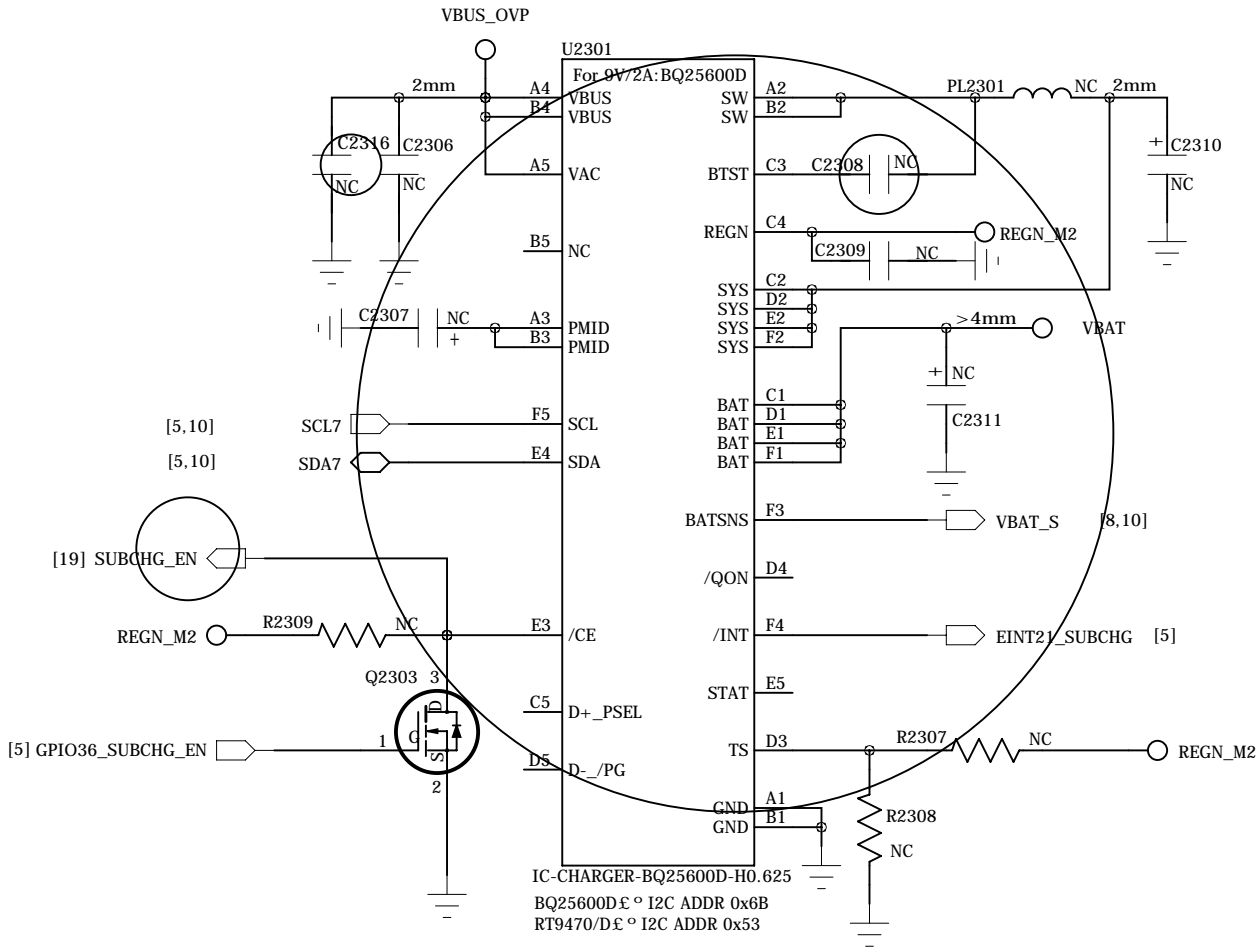


- 1. NTC2301 must keep a distance about 2 mm away from U2304 and far from other heat sources 10 mm at least.
- 2. The distance is the shortest distance from package edge to edge.

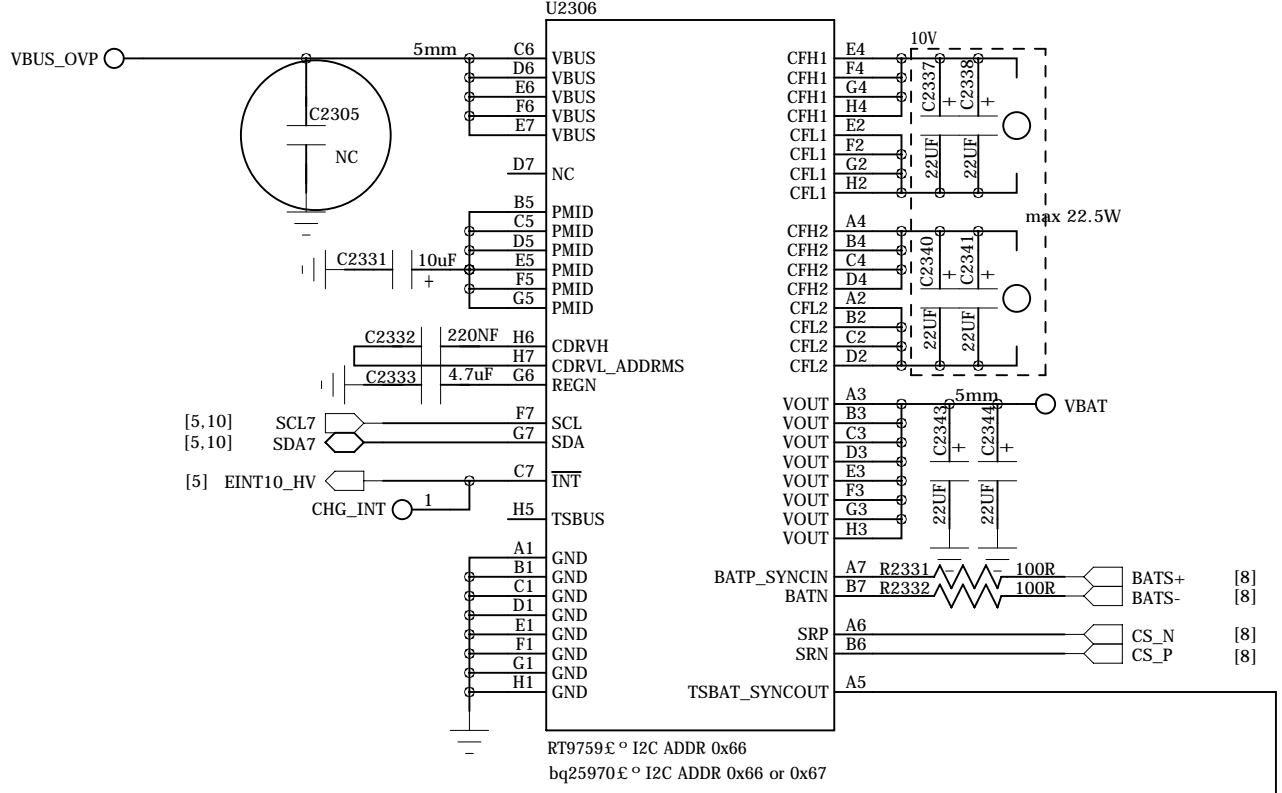
LPDDR4X VDD1 1.8V LDO



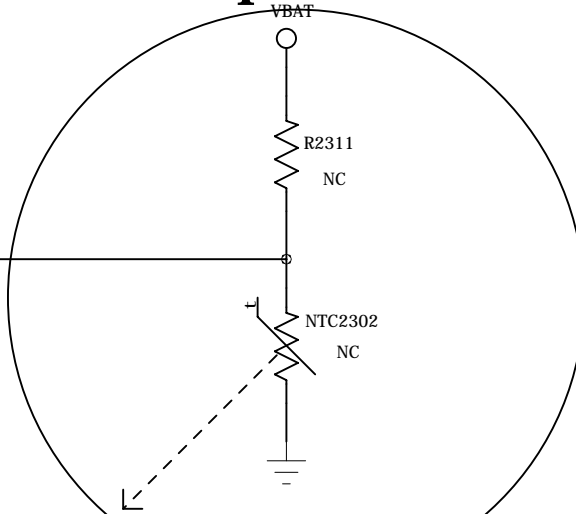
CHARGER\_III 18W SUB SW CHG



CHARGER\_II 22.5W



Thermistor to sense U2306 temperature

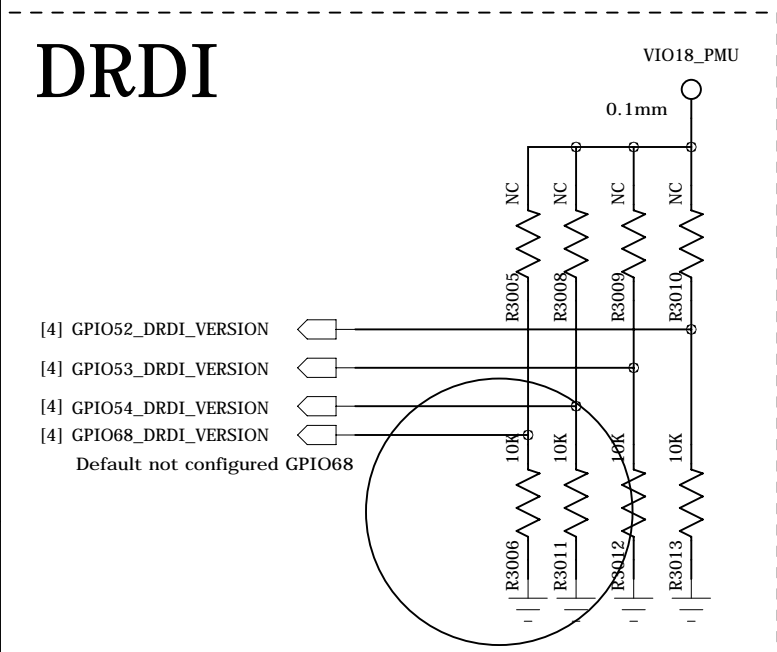


- 1. NTC2302 must keep a distance about 5-6 mm away from U2306 and far from other heat sources 10 mm at least.
- 2. The distance is the shortest distance from package edge to edge.

COMPANY: TRANSSION HOLDINGS				MODEL: H694		Modified Date: 2020/6/19	
DRAWN	DJF/TS	DATED	2020/03/18	TITLE: 23_POWER_THIRD-PARTY_II		VERSION: V1.0	SHEET: 10 OF 24
CHECKED	<CHECKED>	DATED	< >	Confidentiality	CONFIDENTIAL		



REVISION RECORD			
LTR	ECO NO:	APPROVED:	DATE:



VIO18\_PMU 0.2mm VIO18\_PMU

VRF18\_RFIC,VRF12\_RFIC apply star connection to each Pin 0.5mm VRF18\_PMU

VRF18\_PMU 0.45mm VRF12\_PMU

C3007 C3008

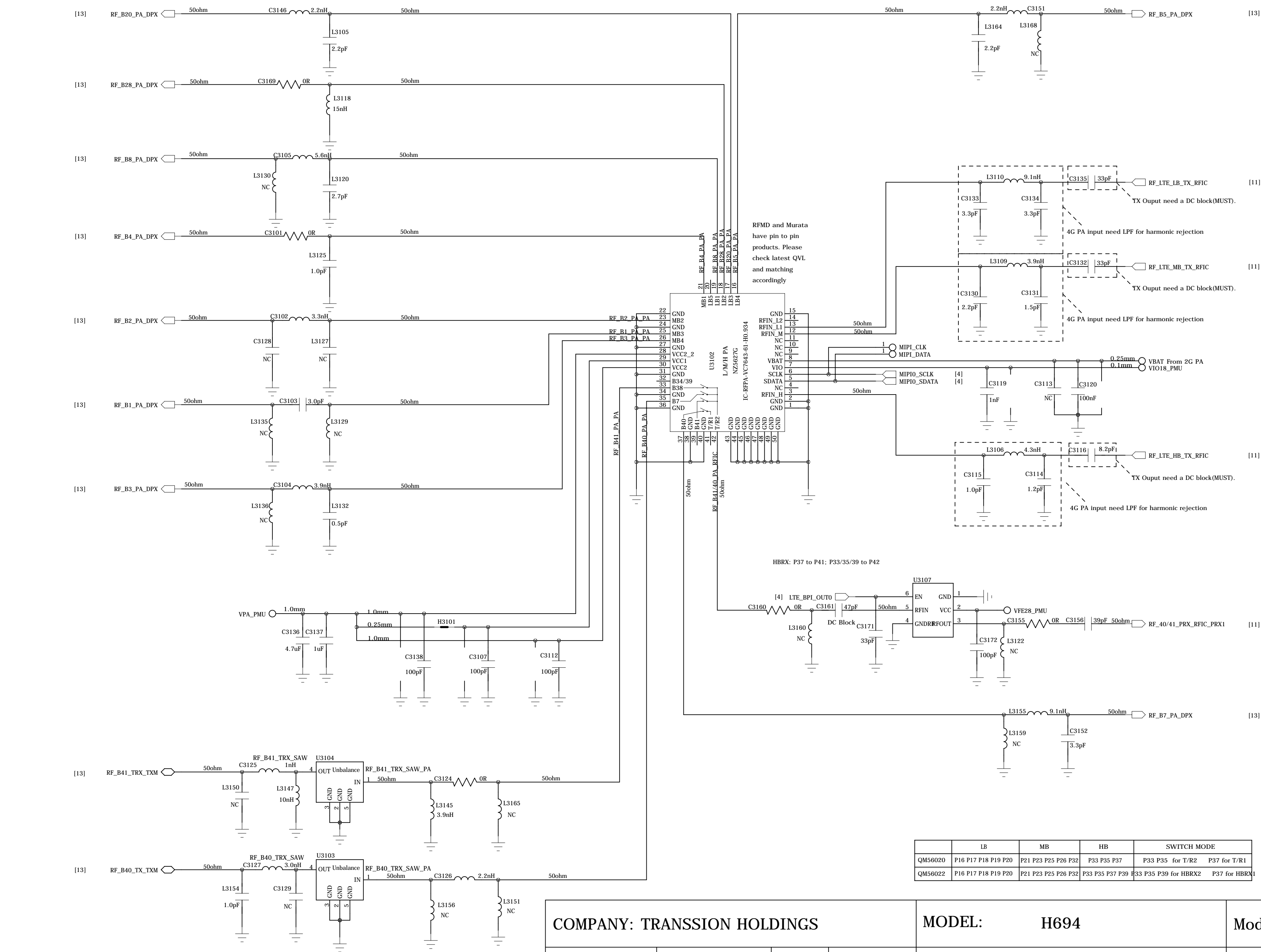
4.7uF 4.7uF

COMPANY: TRANSSION HOLDINGS				MODEL: H694		Modified Date: 2020/6/19	
DRAWN	DJF/TS	DATED	2020/03/18	TITLE: 30_RF_MT6177M_PIN_OUT		VERSION: V1.0	SHEET: 11 OF 24
CHECKED	<CHECKED>	DATED	< >	Confidentiality	CONFIDENTIAL		



RF\_MT6177M\_RF\_TX

REVISION RECORD			
LTR	ECO NO:	APPROVED:	DATE:



3/4G\_PAIN\_LB

3/4G\_PAIN\_MB

3/4G\_PAIN\_HB

Temp Sensor

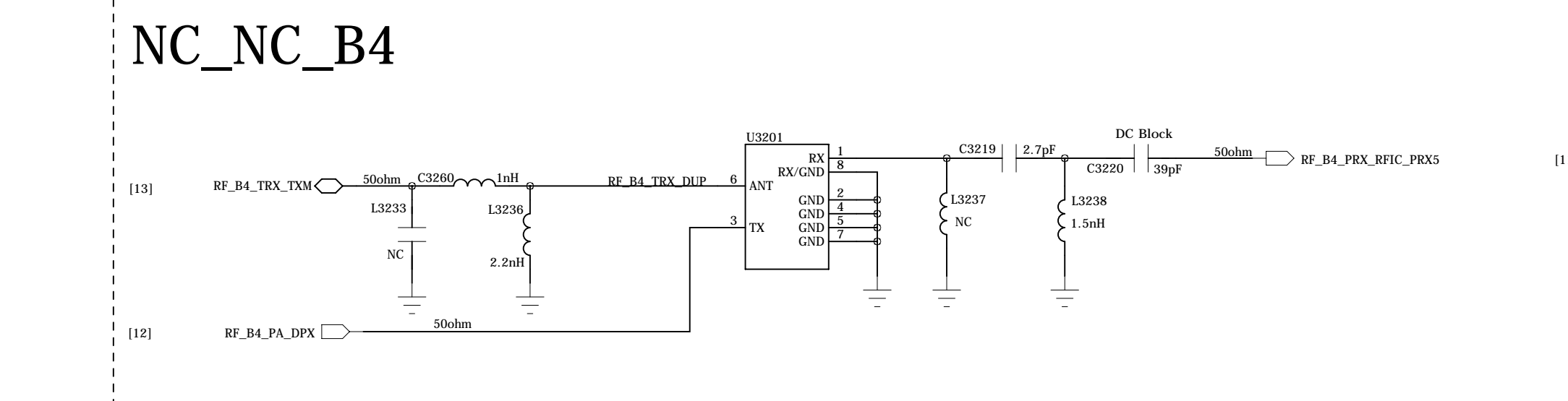
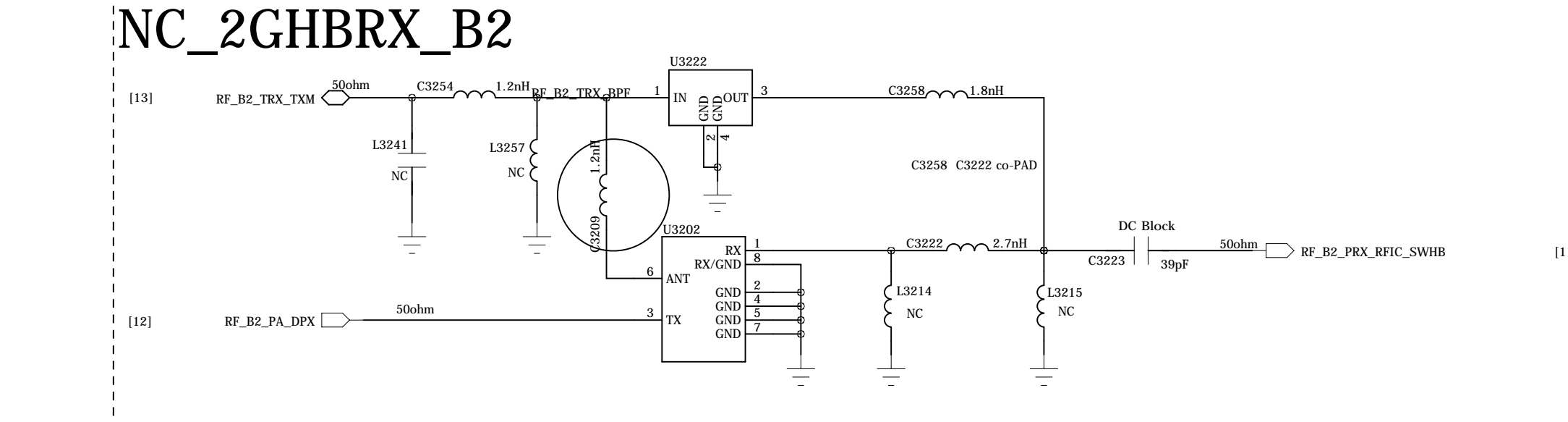
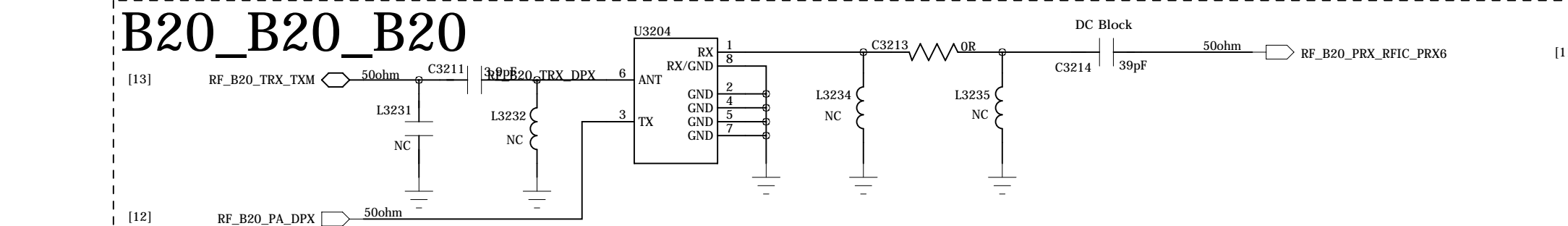
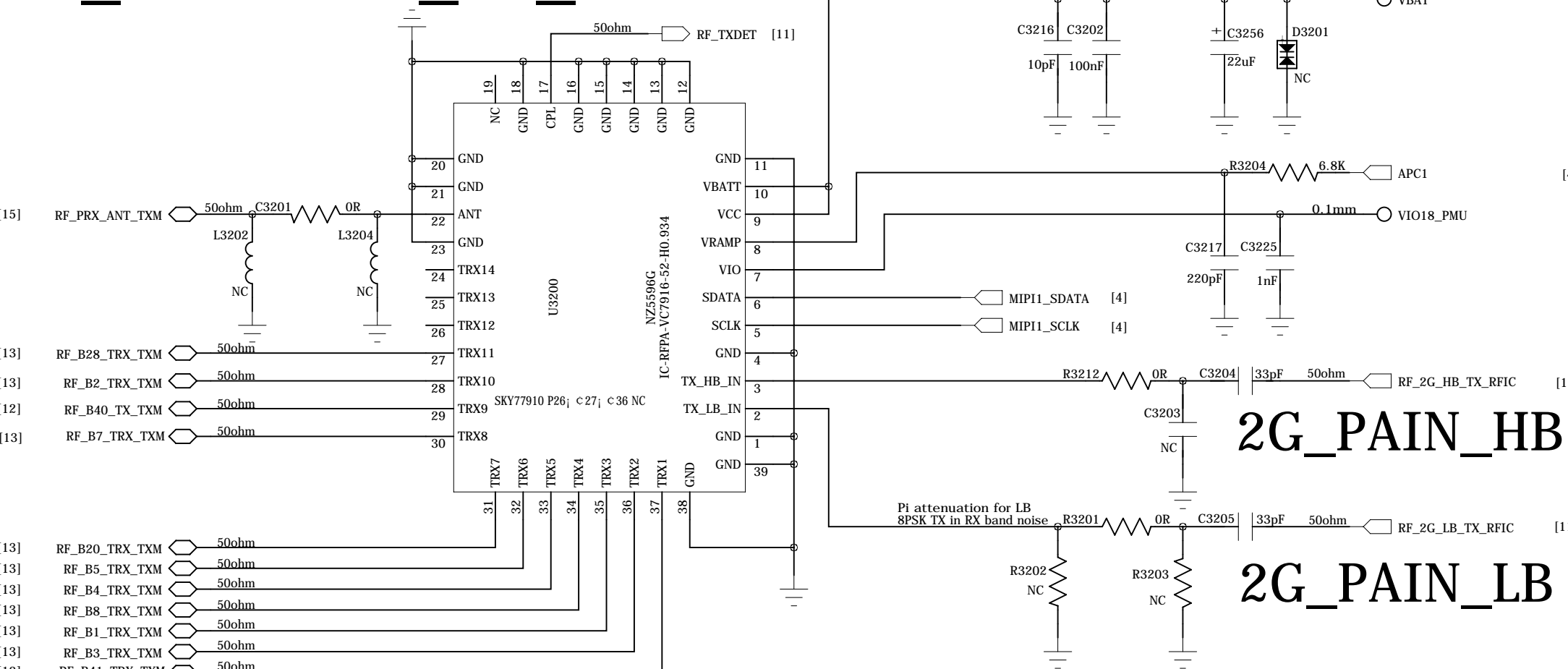
	LB	MB	HB	SWITCH MODE
QM56020	P16 P17 P18 P19 P20	P21 P23 P25 P26 P32	P33 P35 P37	P33 P35 for T/R2 P37 for T/R1
QM56022	P16 P17 P18 P19 P20	P21 P23 P25 P26 P32	P33 P35 P37 P39	P33 P35 P39 for HBRX2 P37 for HBRX1

COMPANY: TRANSSION HOLDINGS				MODEL: H694		Modified Date: 2020/6/19	
DRAWN	DJF/TS	DATED	2020/03/18	TITLE: 31_RF_MT6177M_RF_TRX		VERSION: V1.0	SHEET: 12 OF 24
CHECKED	<CHECKED>	DATED	< >	Confidentiality	CONFIDENTIAL		

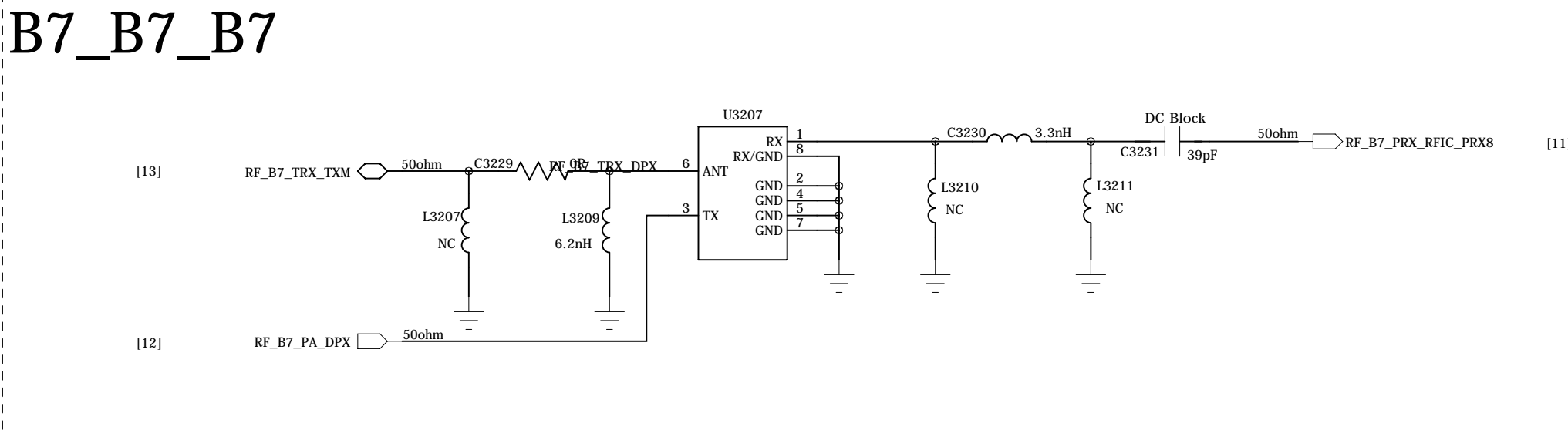
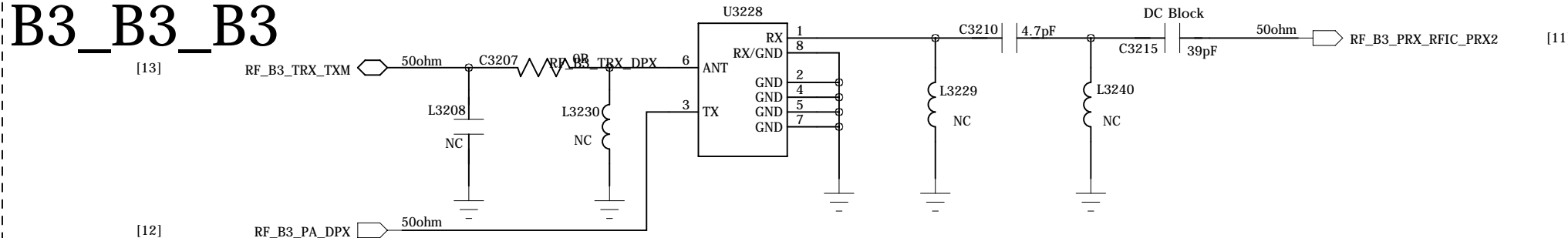
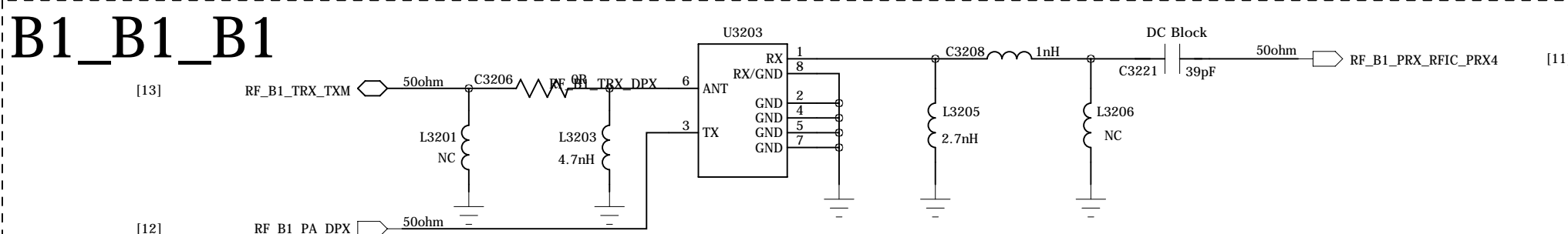
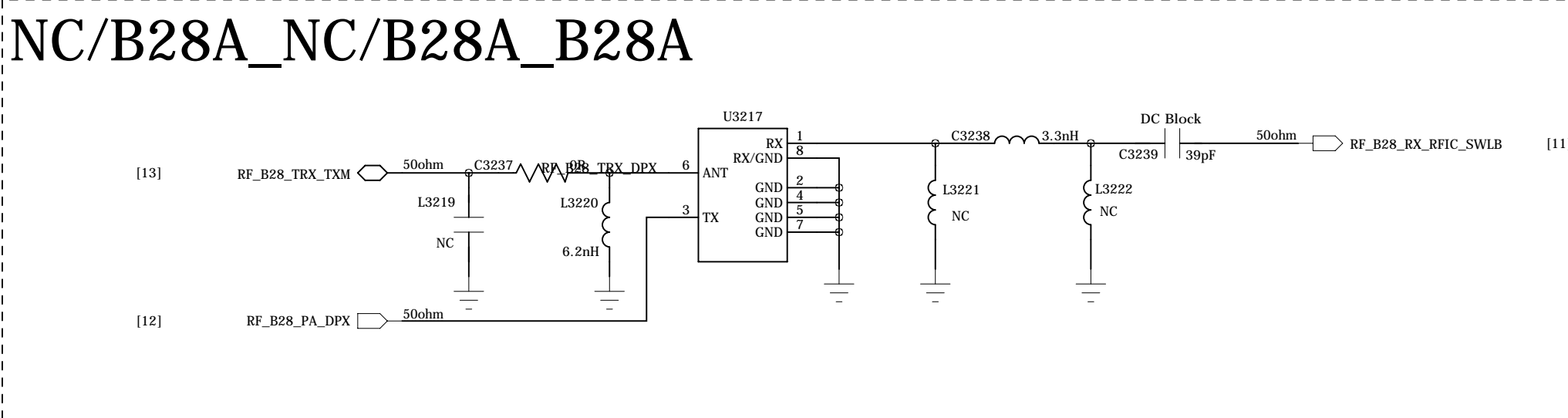
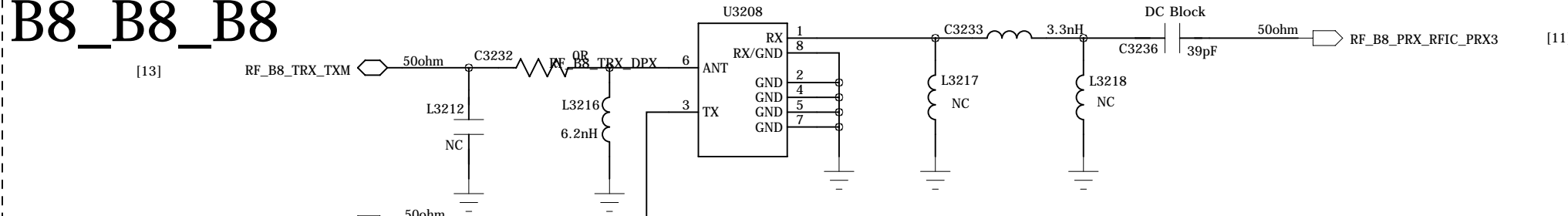
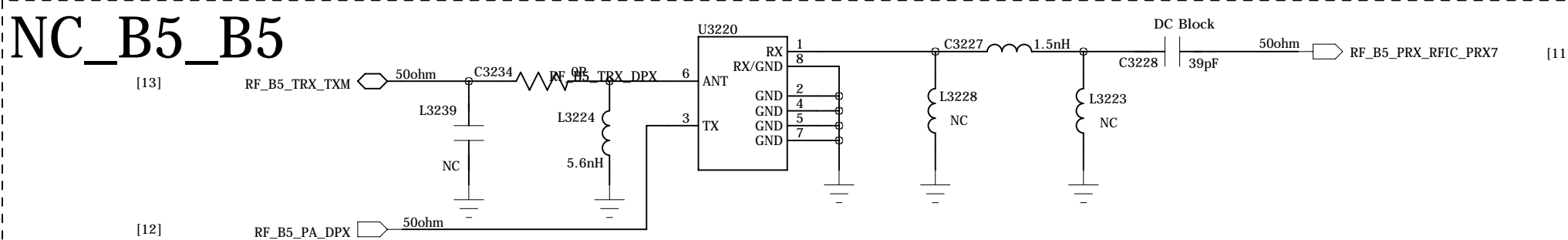


## RF\_MT6177M\_RF\_PRX

REVISION RECORD			
LTR	ECO NO:	APPROVED:	DATE:



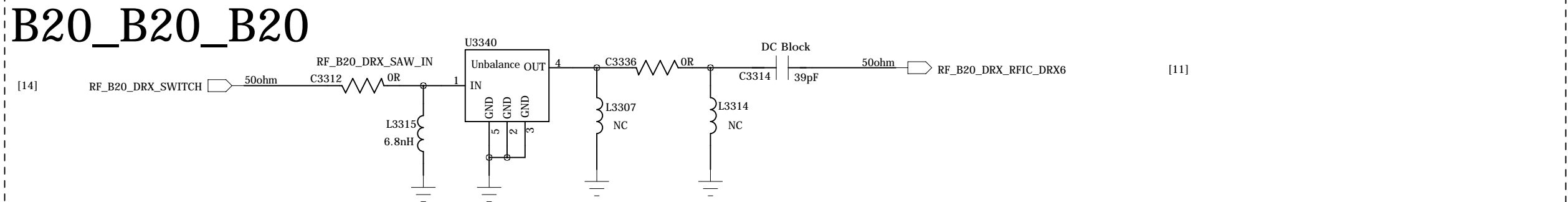
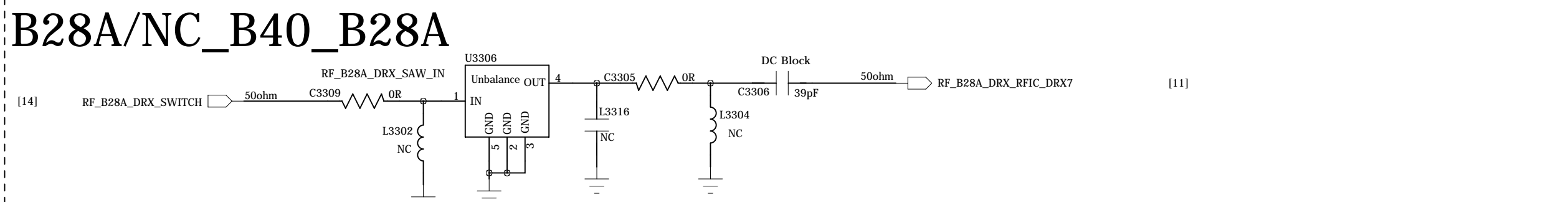
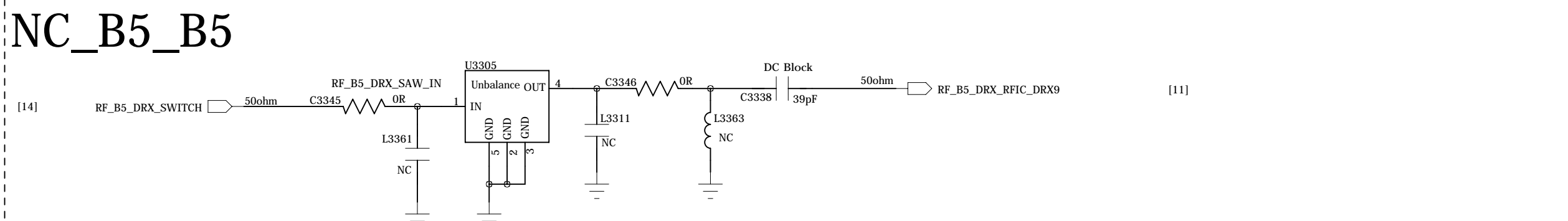
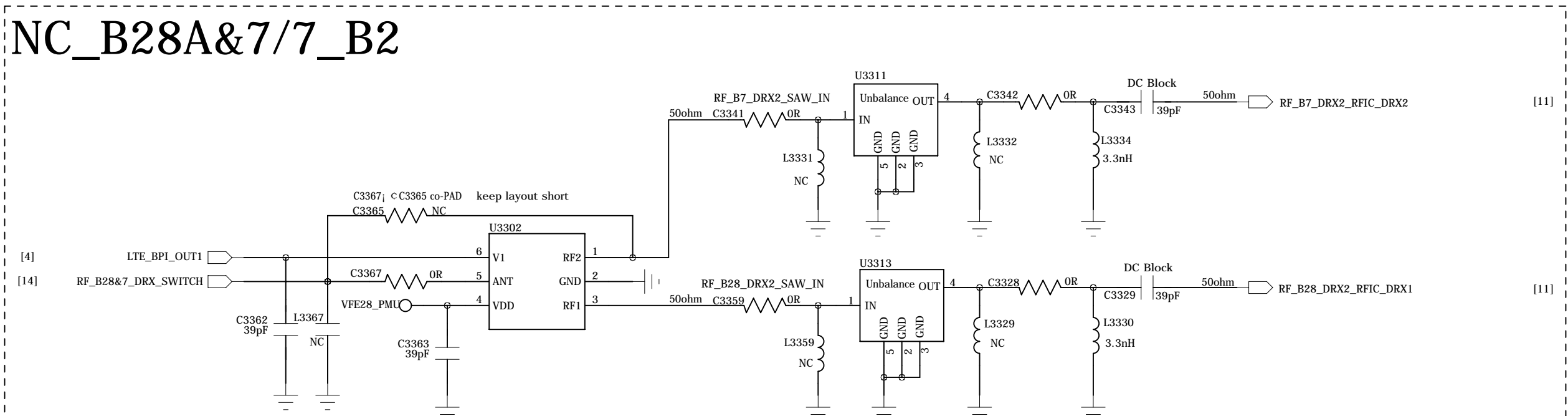
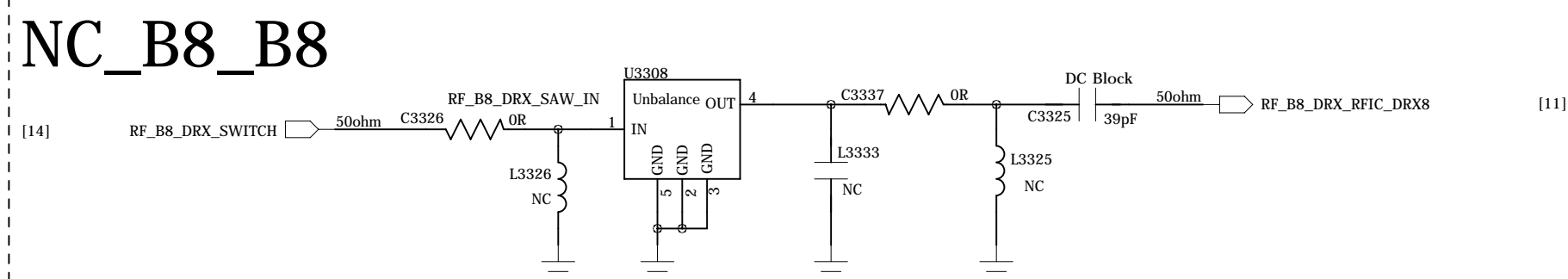
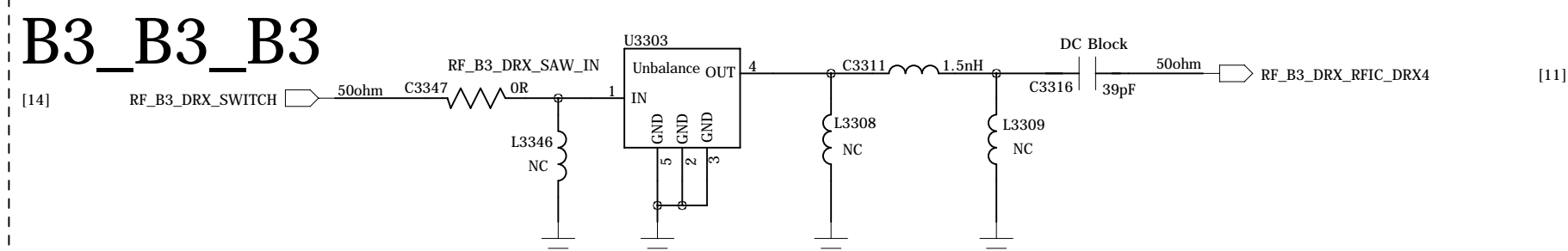
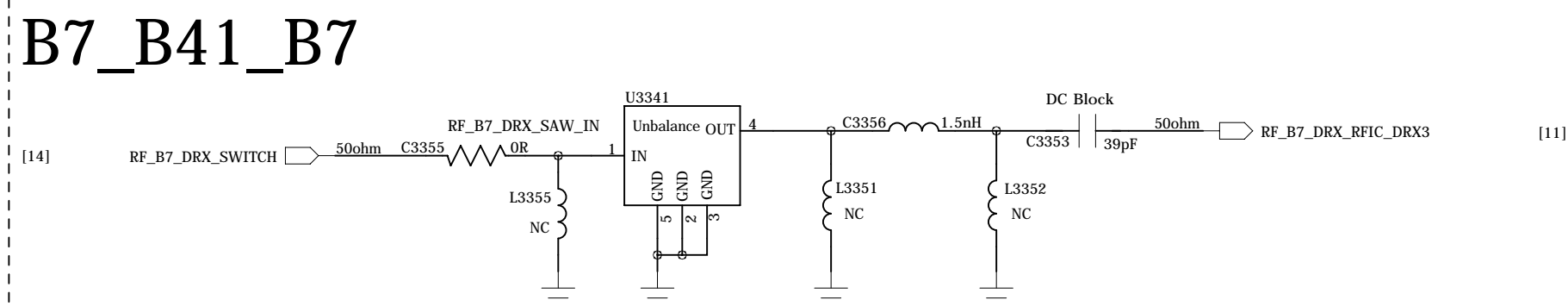
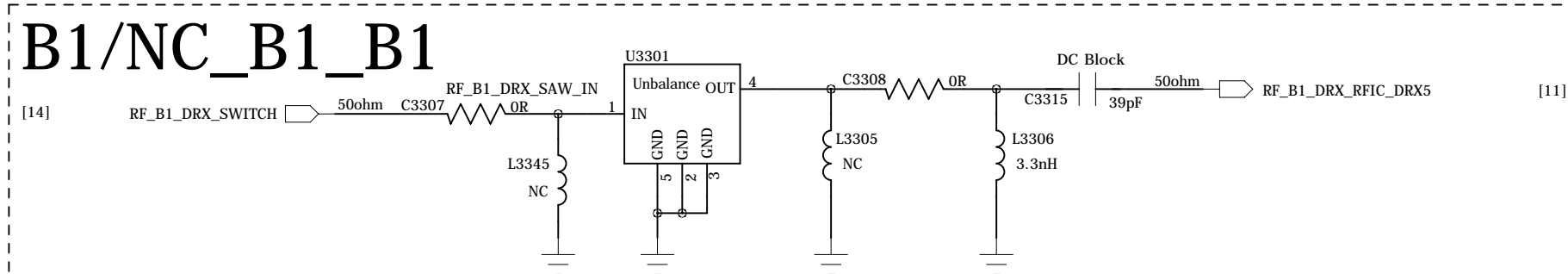
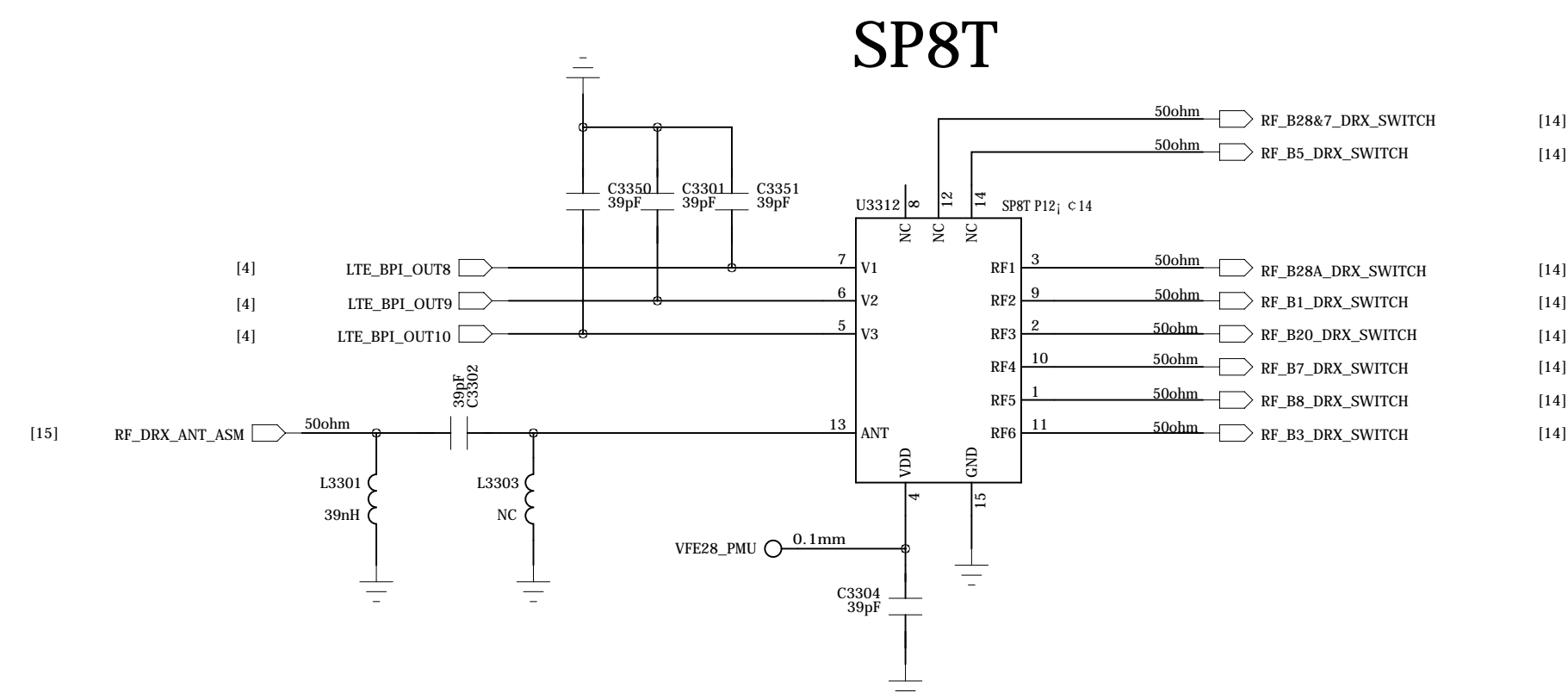
Notice:  
NC\_PCS\_B2:Africa Bom NC;India Bom PCS;South America BOM B2;



COMPANY: TRANSSION HOLDINGS				MODEL: H694		Modified Date: 2020/6/19	
DRAWN	DJF/TS	DATED	2020/03/18	TITLE: 32_RF_MT6177M_RF_PRX		VERSION: V1.0	SHEET: 13 OF 24
CHECKED	<CHECKED>	DATED	< >	Confidentiality	CONFIDENTIAL		



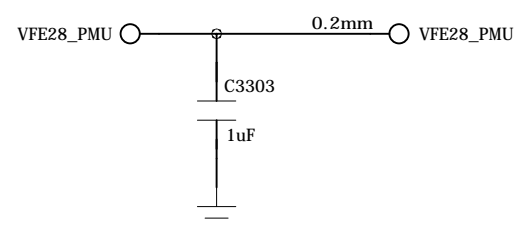
## RF\_MT6177M\_RF\_DRX



SP8T control logic									
SP6T control logic									
V1	V2	V3	RF1	RF2	RF3	RF4	RF5	RF6	RF7 RF8
L	L	L	Y	N	N	N	N	N	N N
L	L	H	N	Y	N	N	N	N	N N
L	H	L	N	N	Y	N	N	N	N N
L	H	H	N	N	N	Y	N	N	N N
H	L	L	N	N	N	N	Y	N	N N
H	L	H	N	N	N	N	N	Y	N N
H	H	L	N	N	N	N	N	N	Y N
H	H	H	N	N	N	N	N	N	N Y

REVISION RECORD			
LTR	ECO NO:	APPROVED:	DATE

# Power domain

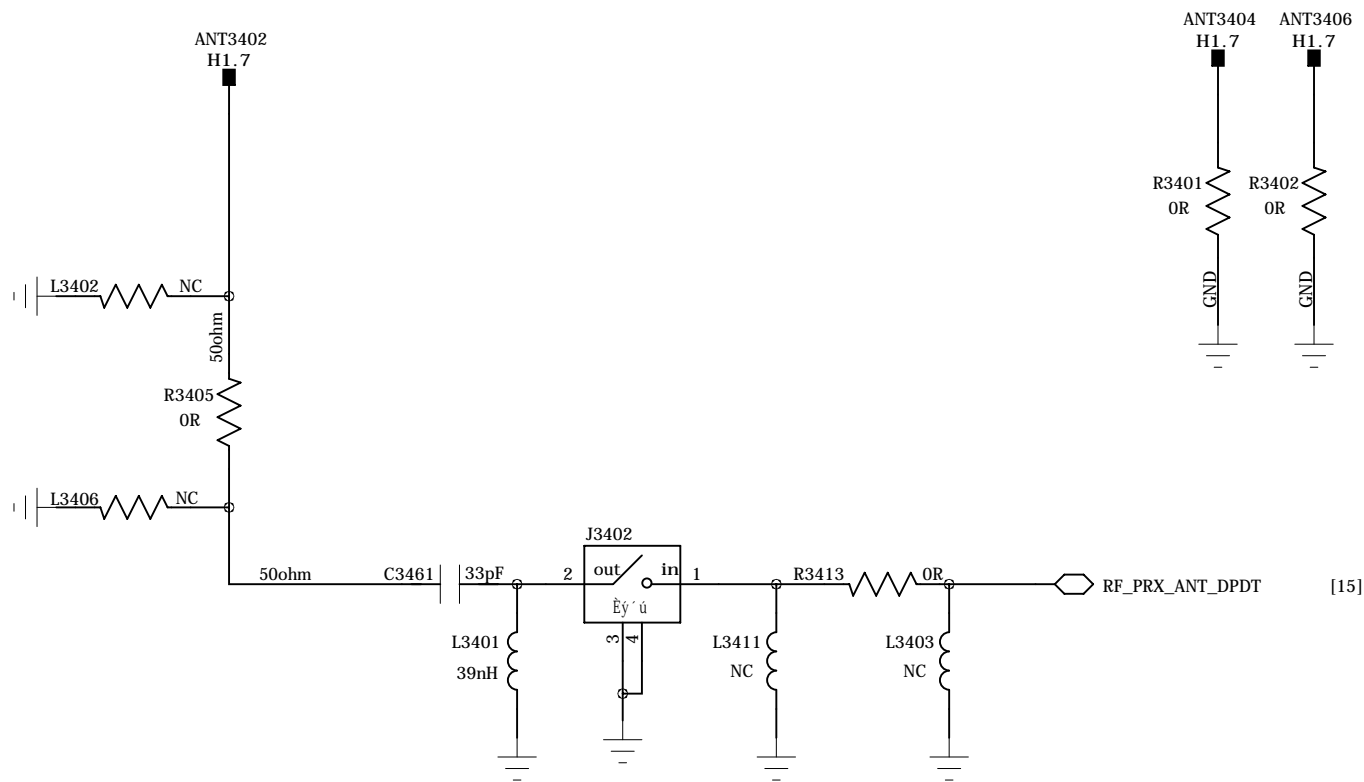


VC1613 control logic				
VC1	VC2	RF1	RF2	RF3
H	L	Y	N	N
H	H	N	Y	N
N	H	N	N	Y

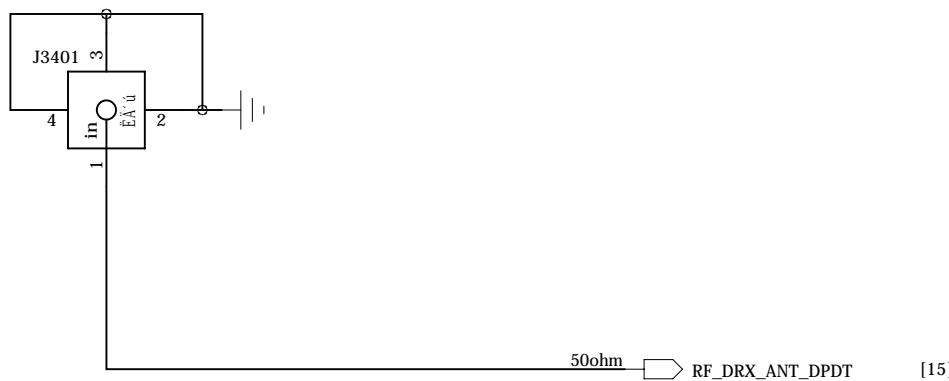


RF\_MT6177M\_RF\_ANT

ASM\_Main  
791~960MHz + 1710~2690MHz

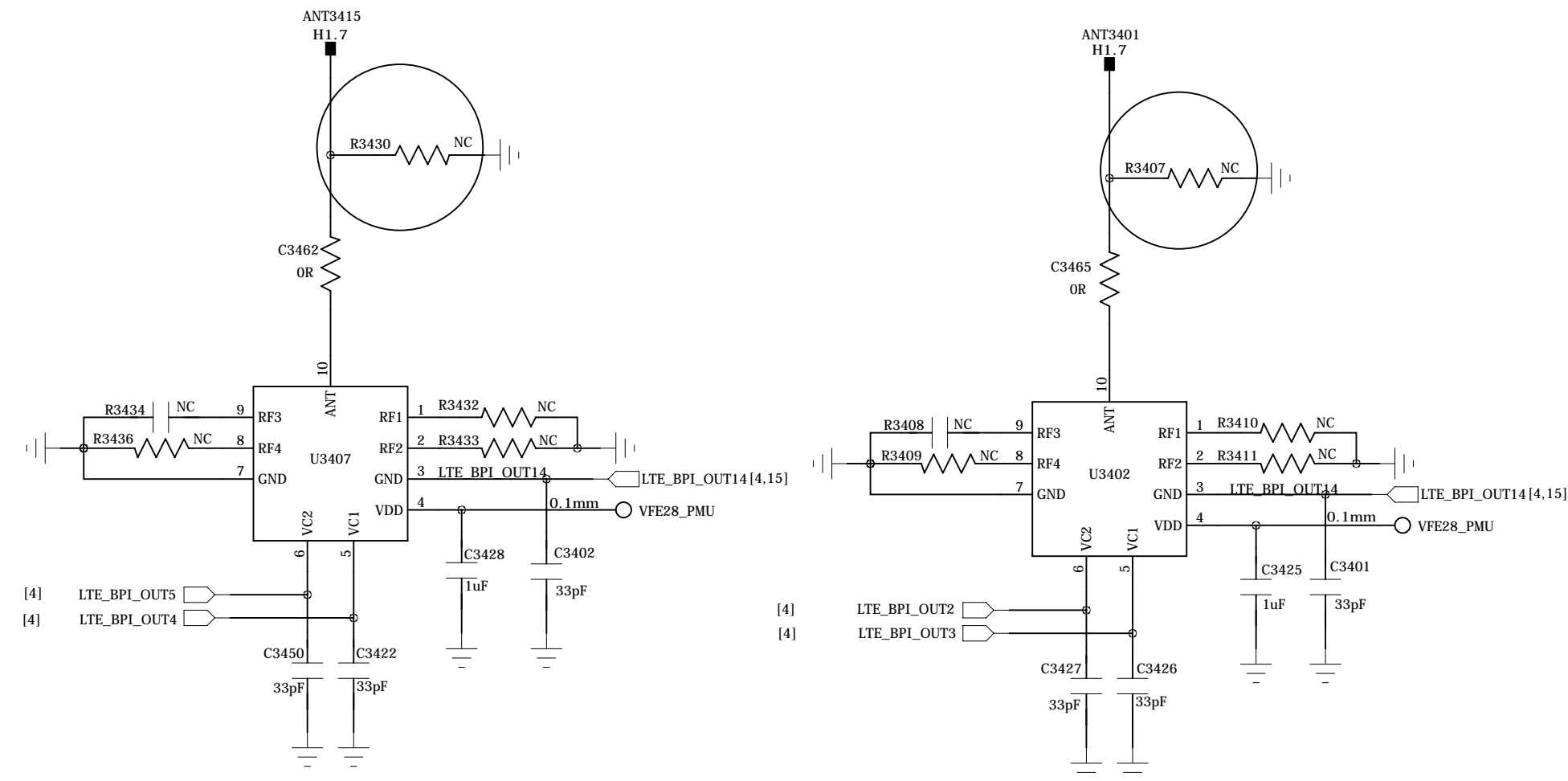


DRX ANT  
791~821MHz      1805~2690MHz



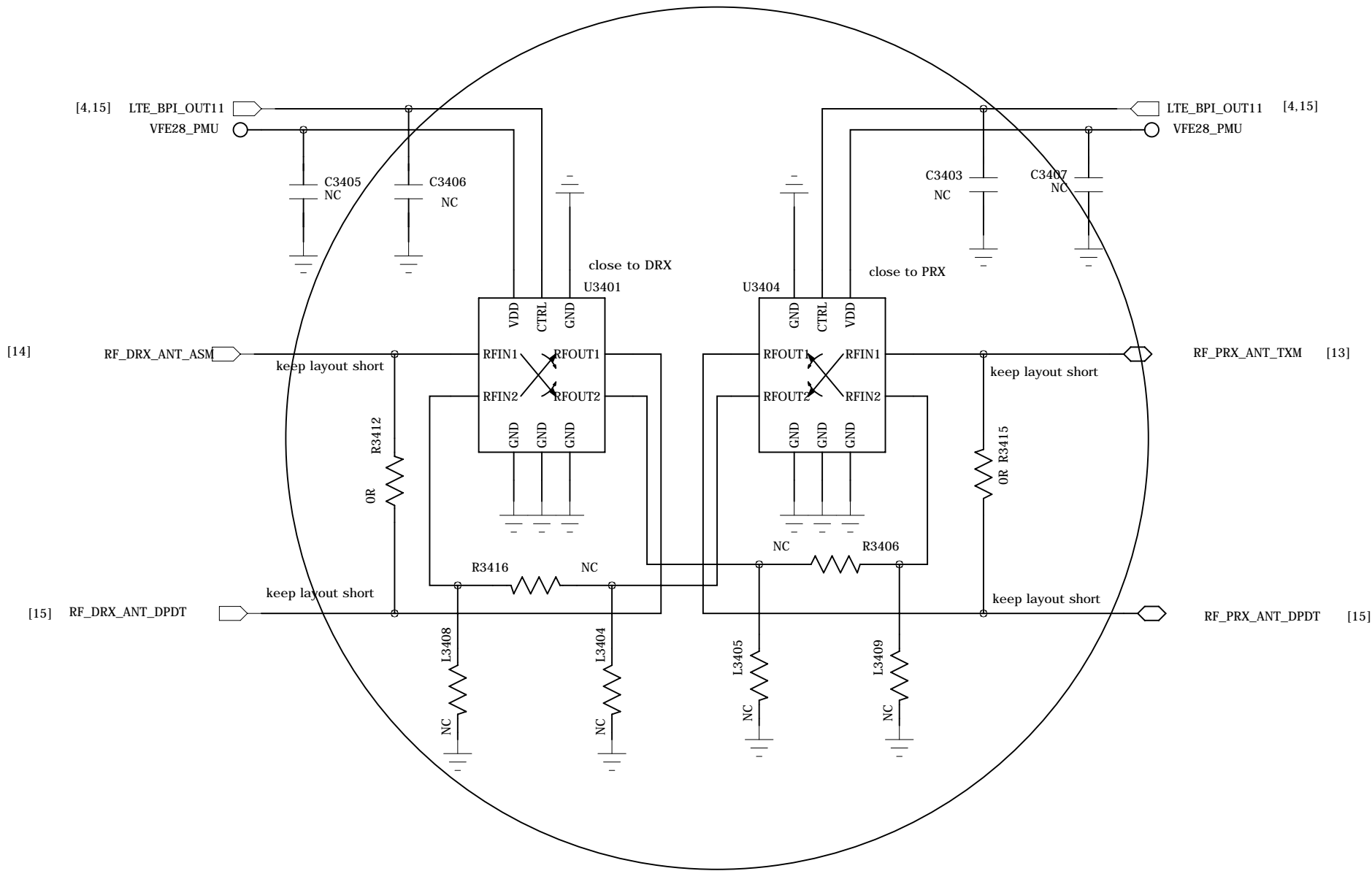
ANT switch

RF1119A & RF1694 control logic					
VC1	VC2	RF1	RF2	RF3	RF4
L	L	Y	N	N	N
L	H	N	Y	N	N
H	L	N	N	Y	N
H	H	N	N	N	Y



DPDT

C3405,C3407,C3403,C3406,R3406,R3416,R3417,U3401,U3404			R3412,R3415
Without DPDT	Without Material		With Material
DPDT	With Material		Without Material



COMPANY: TRANSSION HOLDINGS

MODEL: H694

Modified Date: 2020/6/19

DRAWN

DJF/TS

DATED2020/03/18

TITLE: 34\_RF\_ANT\_CONTROLLER

VERSION: V1.0

SHEET:15 OF 24

CHECKED

<CHECKED>

DATED

< >

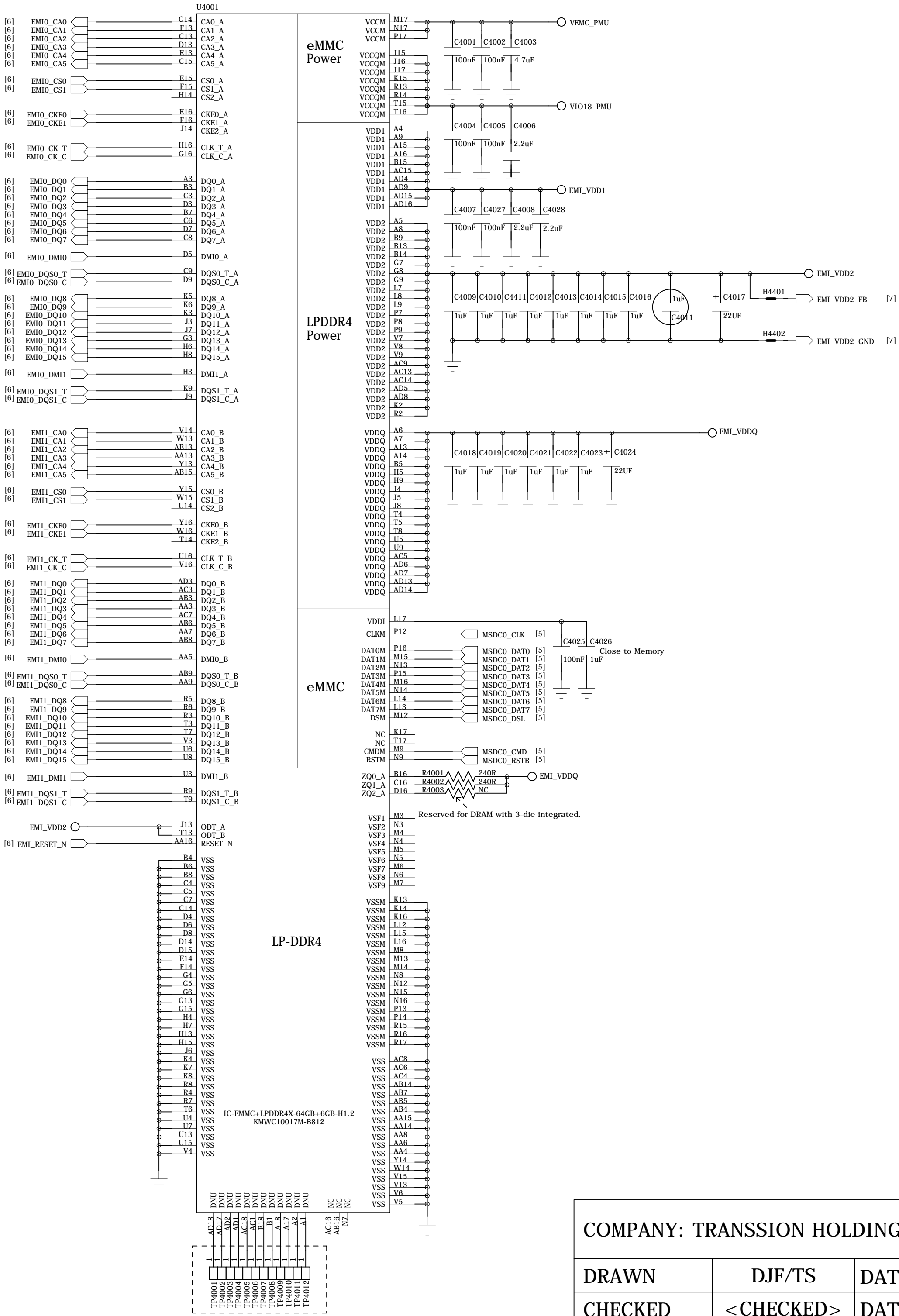
Confidentiality

CONFIDENTIAL



MEMORY\_eMCP\_LPDDR4X

REVISION RECORD			
LTR	ECO NO:	APPROVED:	DATE:

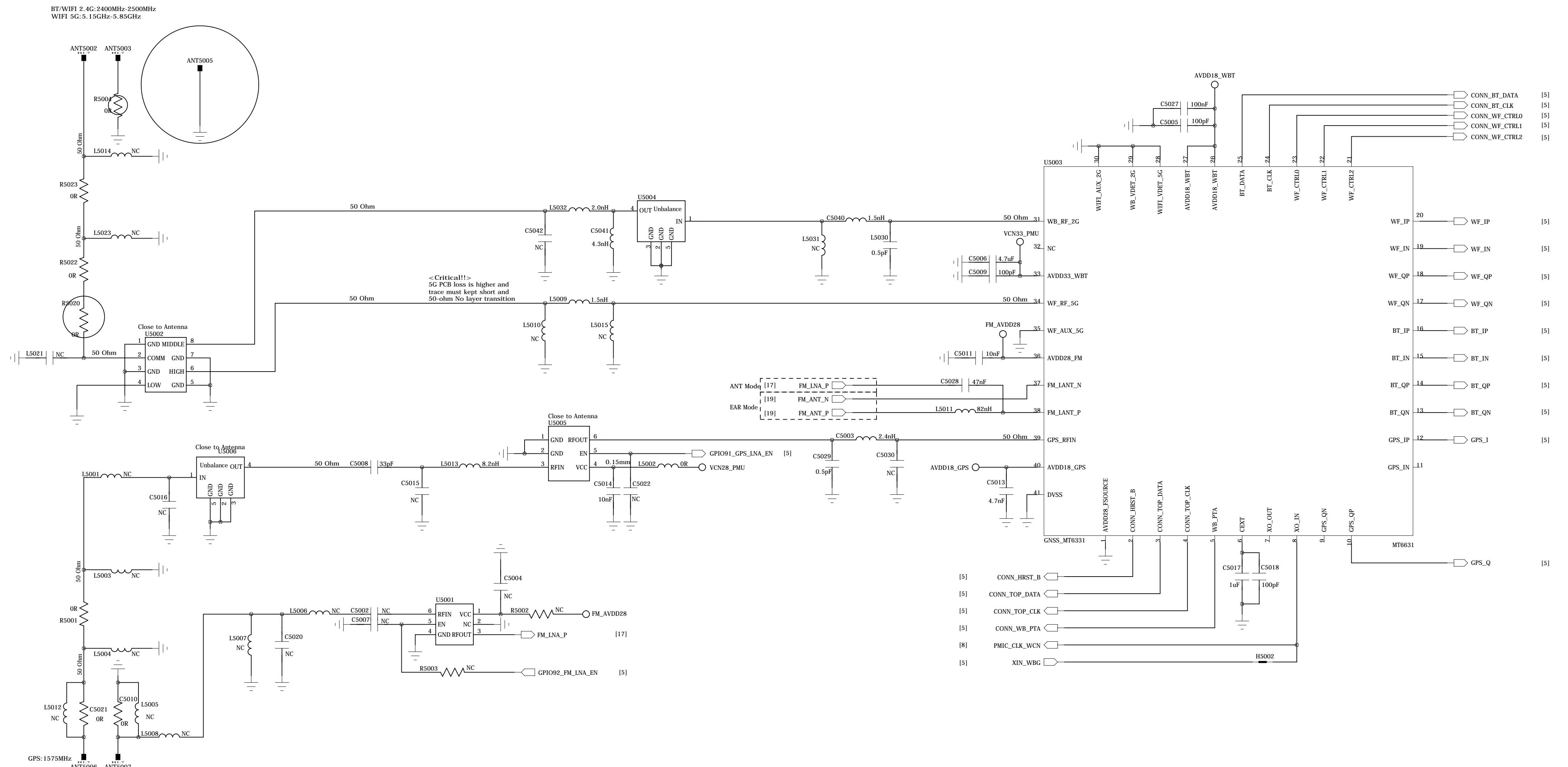


COMPANY: TRANSSION HOLDINGS				MODEL: H694		Modified Date: 2020/6/19	
DRAWN	DJF/TS	DATED	2020/03/18	TITLE: <40_MEMORY_EMMC_LPDDR3>		VERSION: V1.0	SHEET: 16 OF 24
CHECKED	<CHECKED>	DATED	< >	Confidentiality	CONFIDENTIAL		

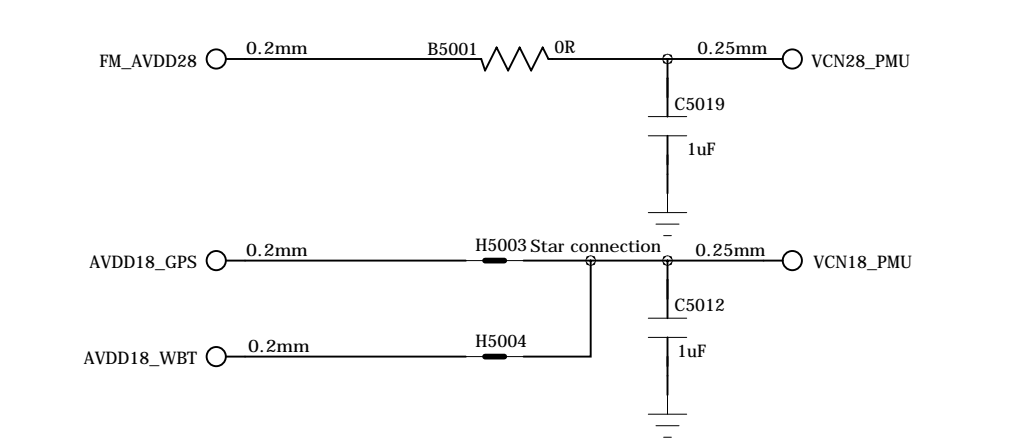


# CONNECTIVITY\_MT6631

REVISION RECORD			
LTR	ECO NO:	APPROVED:	DATE:



# Power domain

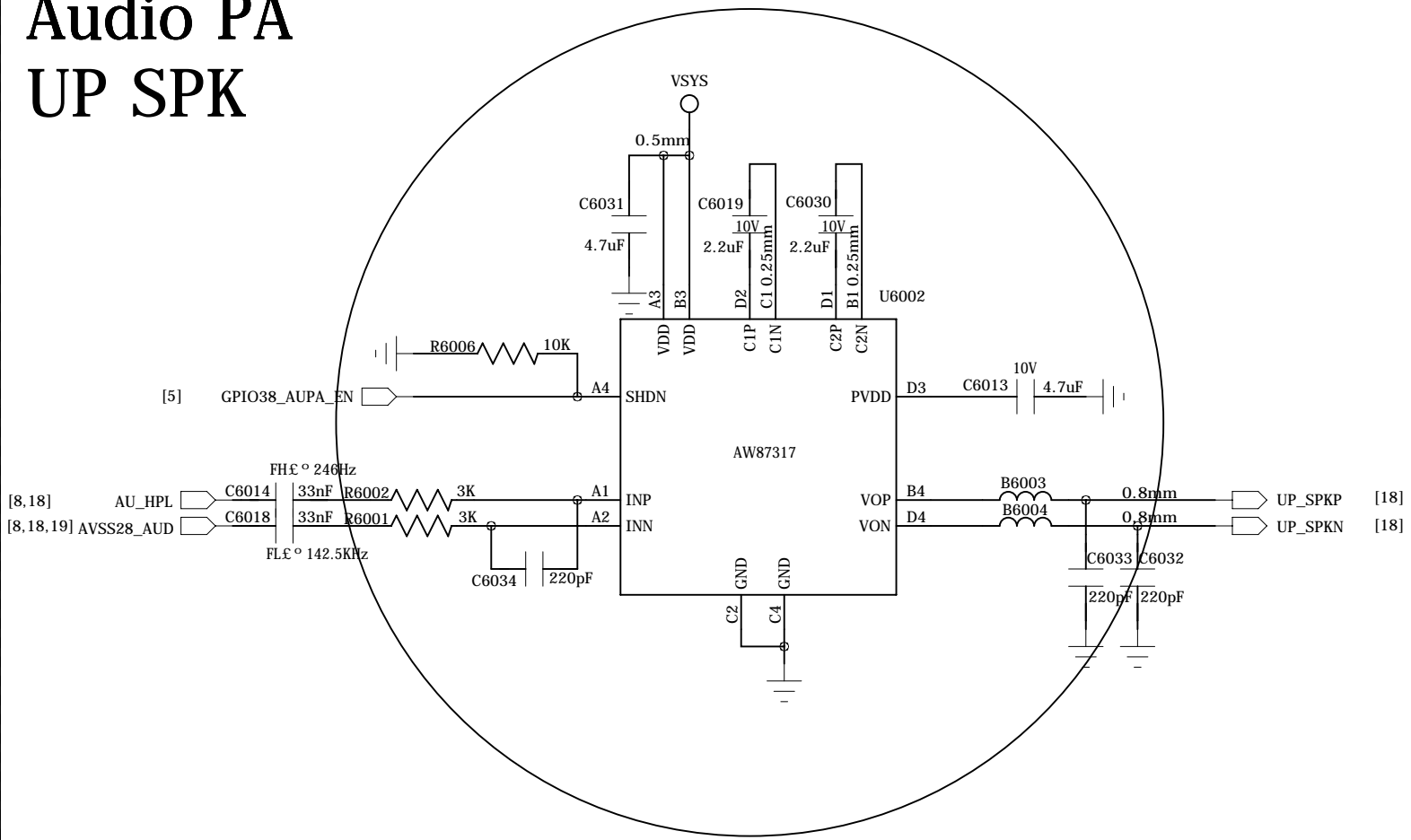


COMPANY: TRANSSION HOLDINGS				MODEL: H694		Modified Date: 2020/6/19	
DRAWN	DJF/TS	DATED	2020/03/18	TITLE: 50_CONNECTIVITY_MT6631		VERSION: V1.0	SHEET: 17 OF 24
CHECKED	<CHECKED>	DATED	< >	Confidentiality	CONFIDENTIAL		



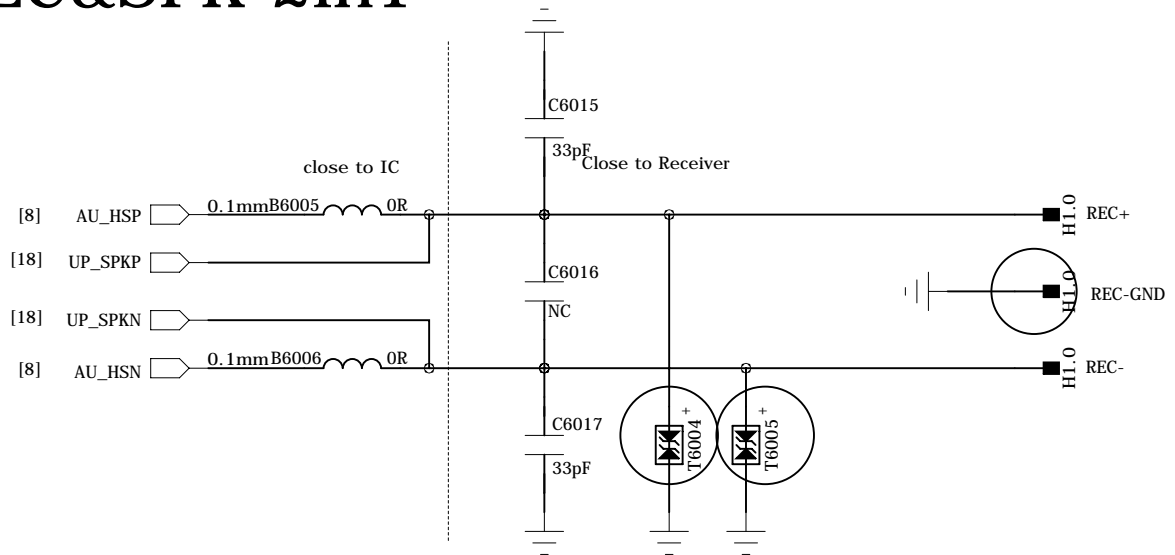
PERI\_AUDIO\_IO

Audio PA  
UP SPK




SUB MIC

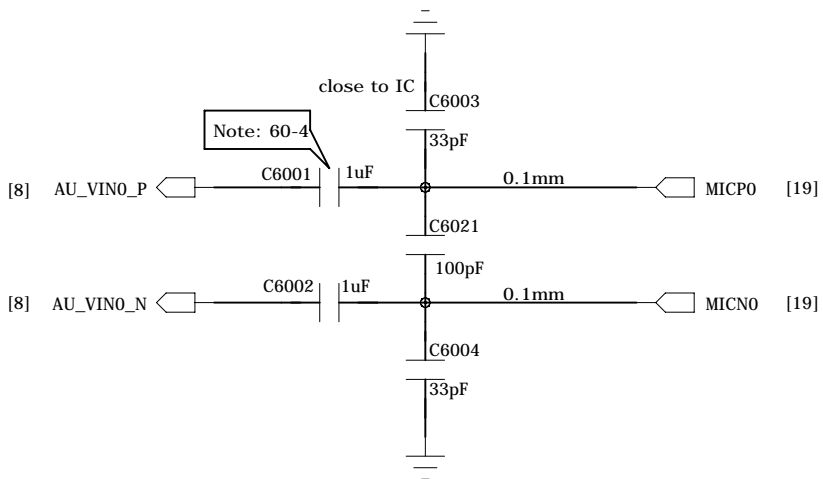
REC&SPK 2in1



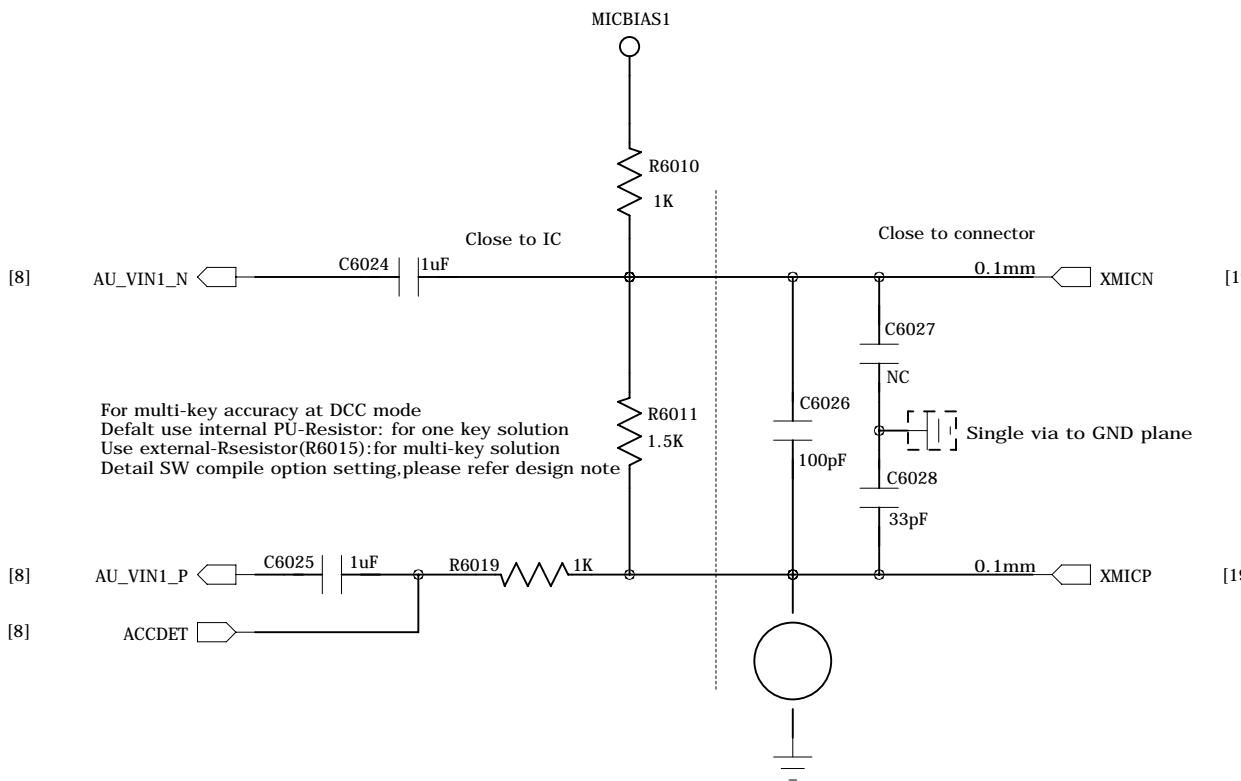
Audio PA  
DOWN SPK



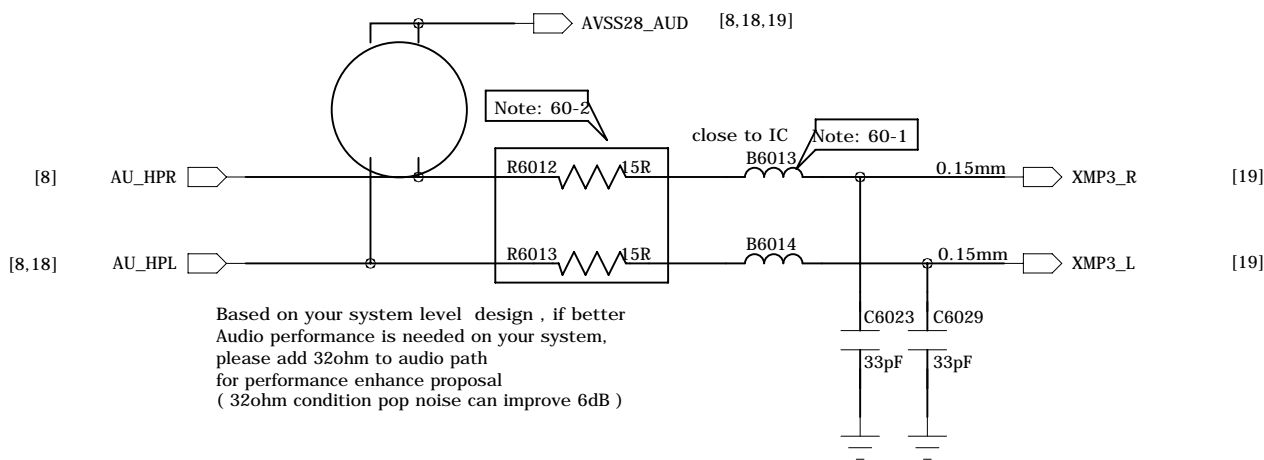
MAIN MIC



Earphone MICPHONE



Earphone Receiver



Schematic design notice of "60\_PERI\_AUDIO\_IO" page.

Note 60-1:B6009 B6010 B6013 B6014 needs change to "BLM18BD102SN1" for high THD performance(-90dB), but this BOM change will result in FM RSSI 10dB degraded.

Note 60-2:To reserve a resistor in HPL and HPR in series connection both in order to optimize headphone pop noise. The recommended value of this resistor is 33R.

Note 60-3:Layout trace from MT6353 ball J3 AUDREFN to Audio jack GND must surround shield with GND.

Note 60-4:0.1/1uF for ACC mode(1uF for WB\_AMR Speech/0.1uF for NB\_AMR Speech),OR for DCC mode.

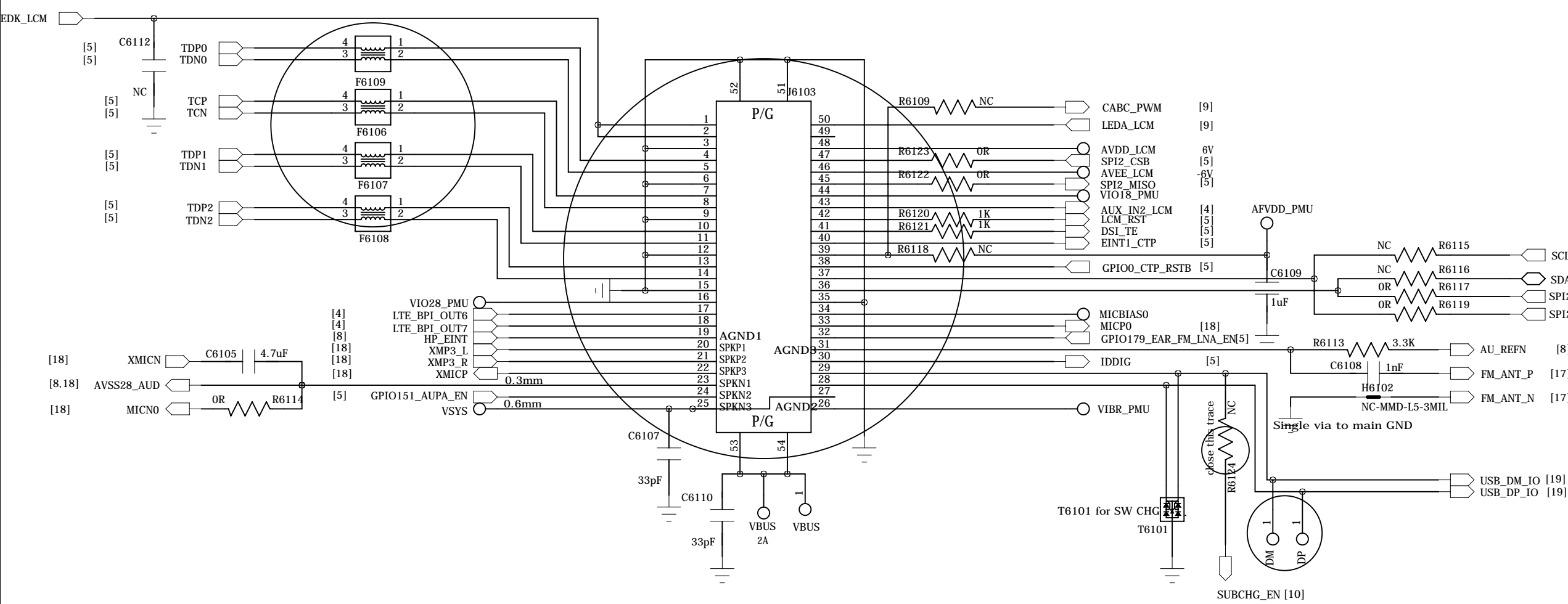
COMPANY: TRANSSION HOLDINGS				MODEL: H694		Modified Date: 2020/6/19	
DRAWN	DJF/TS	DATED	2020/03/18	TITLE: 60_PERI_AUDIO		VERSION: V1.0	SHEET: 18 OF 24
CHECKED	<CHECKED>	DATED	< >	Confidentiality	CONFIDENTIAL		



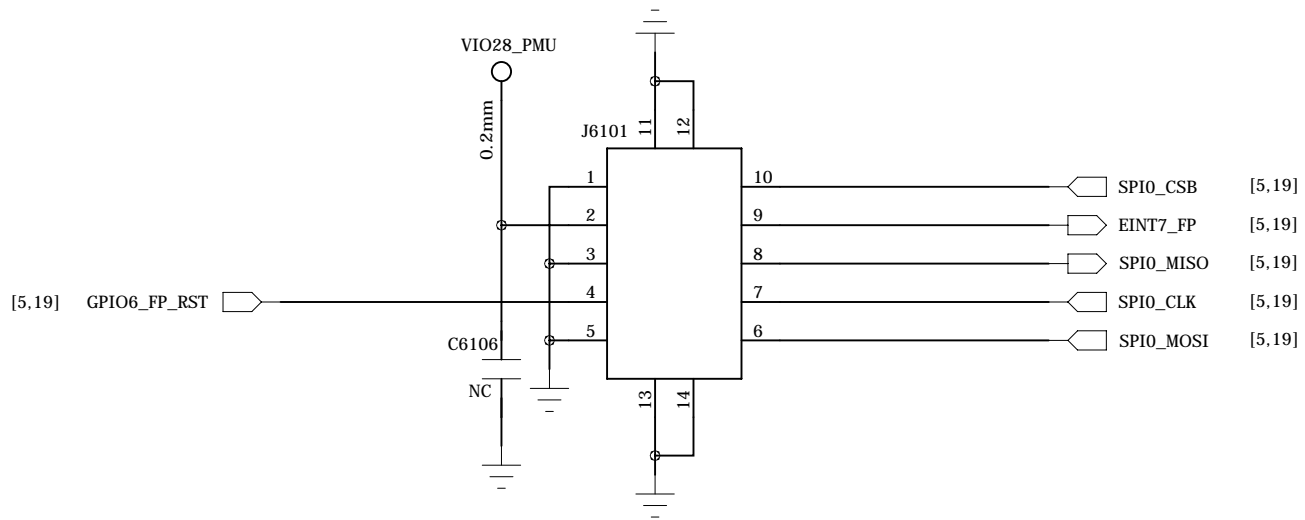
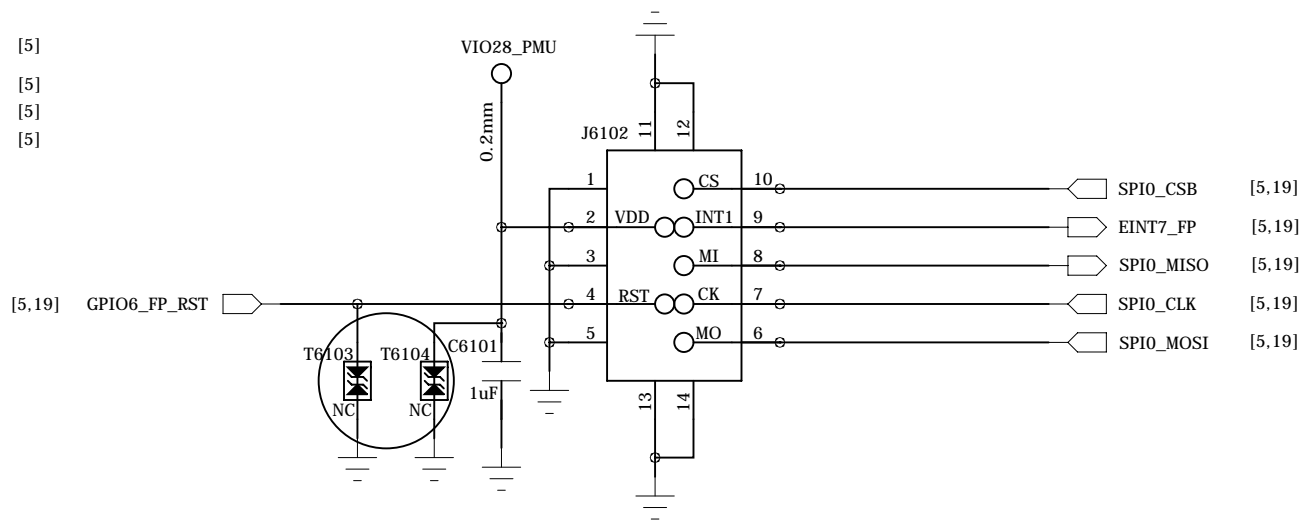
PERI\_LCM\_CTP\_FP

REVISION RECORD			
LTR	ECO NO:	APPROVED:	DATE:

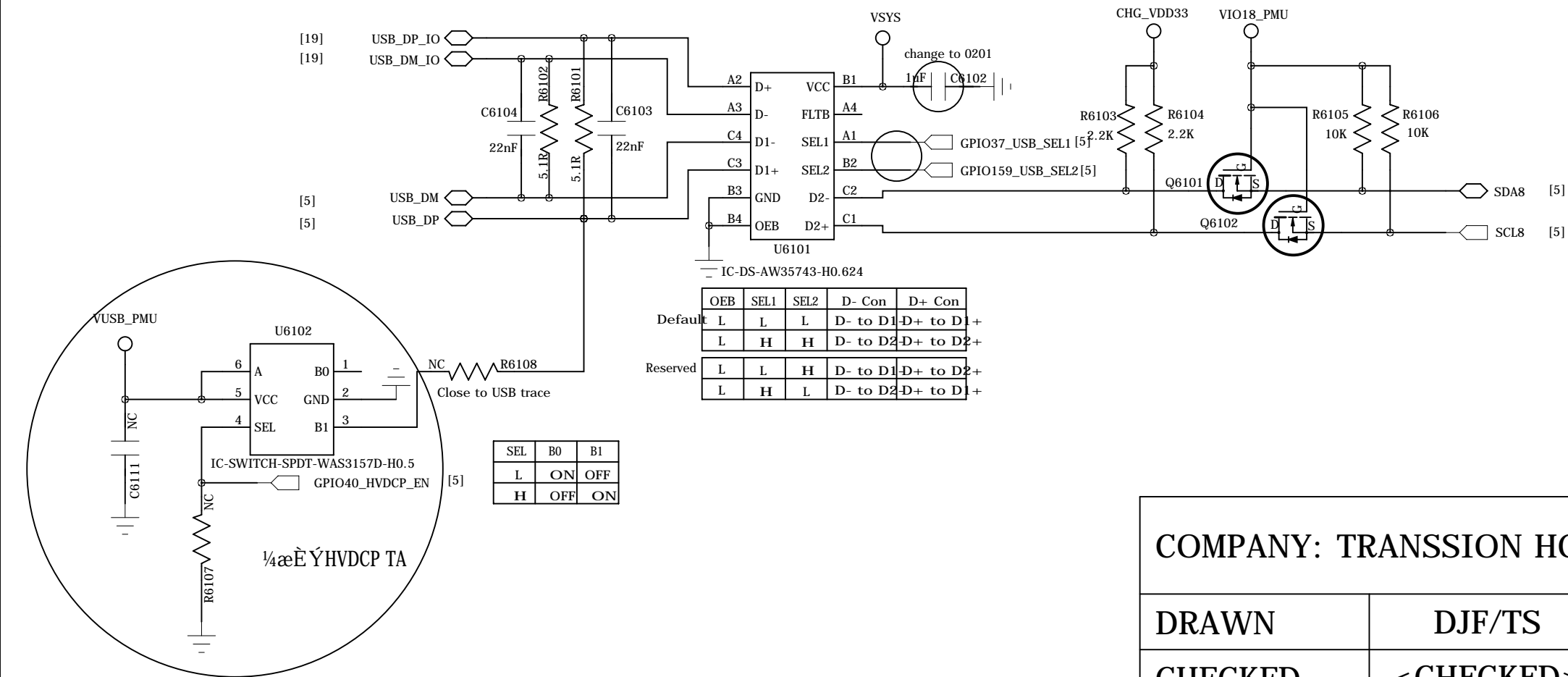
LCD\_CTP\_INTERFACE



FINGER PRINT



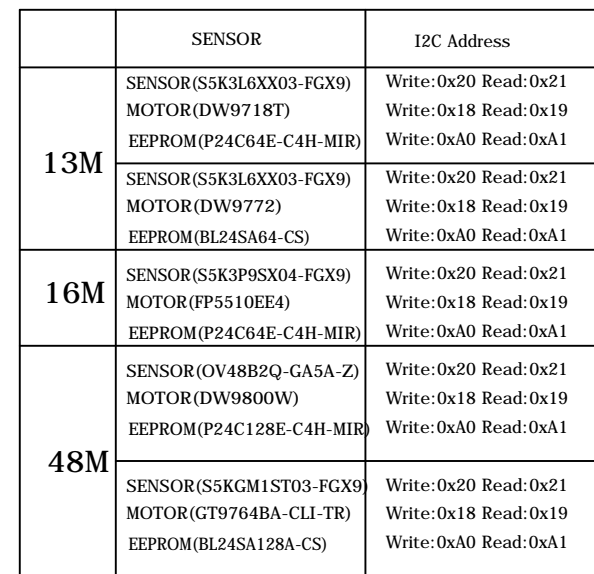
CHG Part



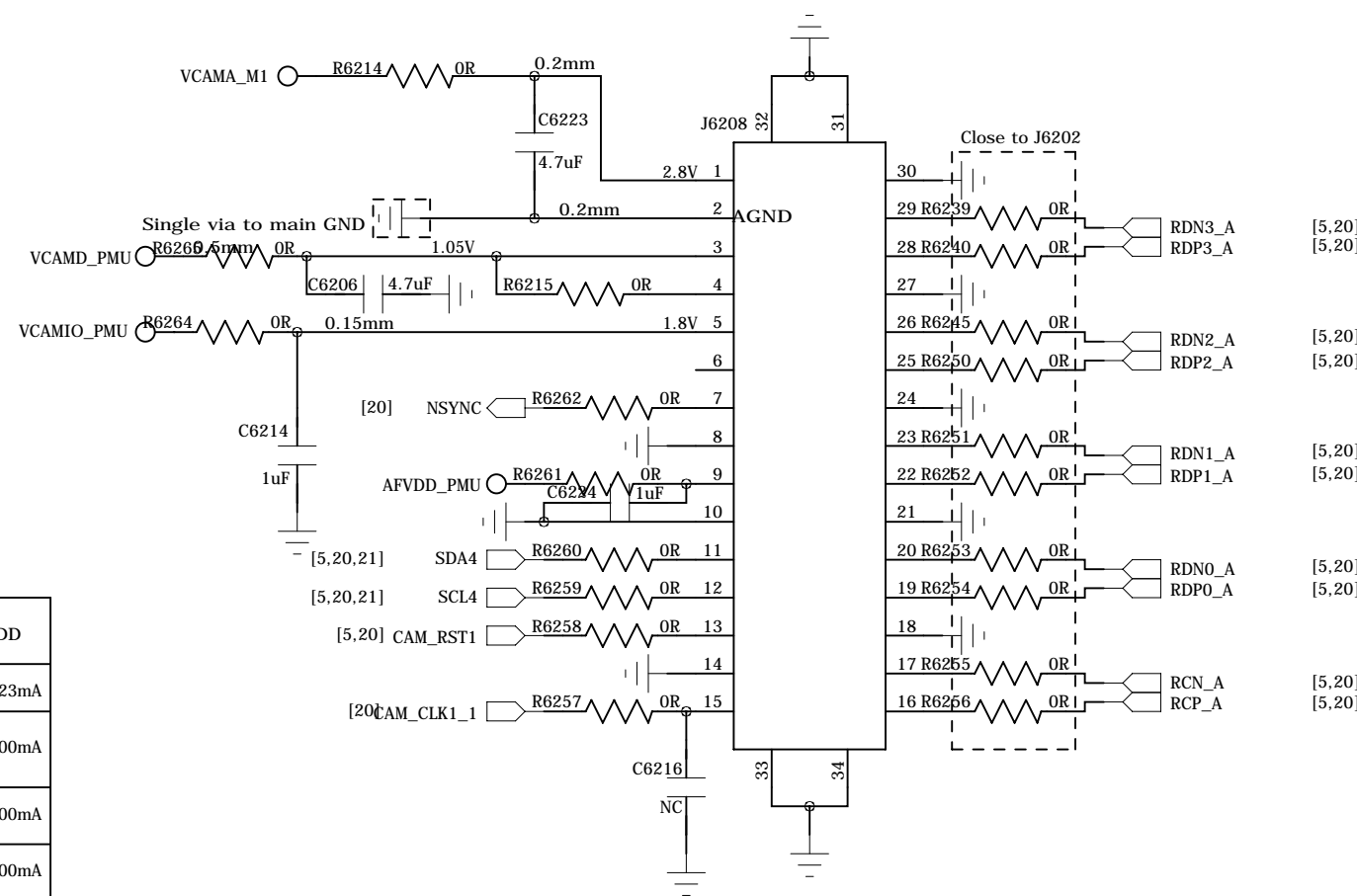
COMPANY: TRANSSION HOLDINGS				MODEL: H694		Modified Date: 2020/6/19	
DRAWN	DJF/TS	DATED	2020/03/18	TITLE: 61_PERI_LCM_CTP_FP		VERSION: V1.0	SHEET: 19 OF 24
CHECKED	<CHECKED>	DATED	< >	Confidentiality	CONFIDENTIAL		



## REAR CAMERA\_VI (13M~48M+AF)

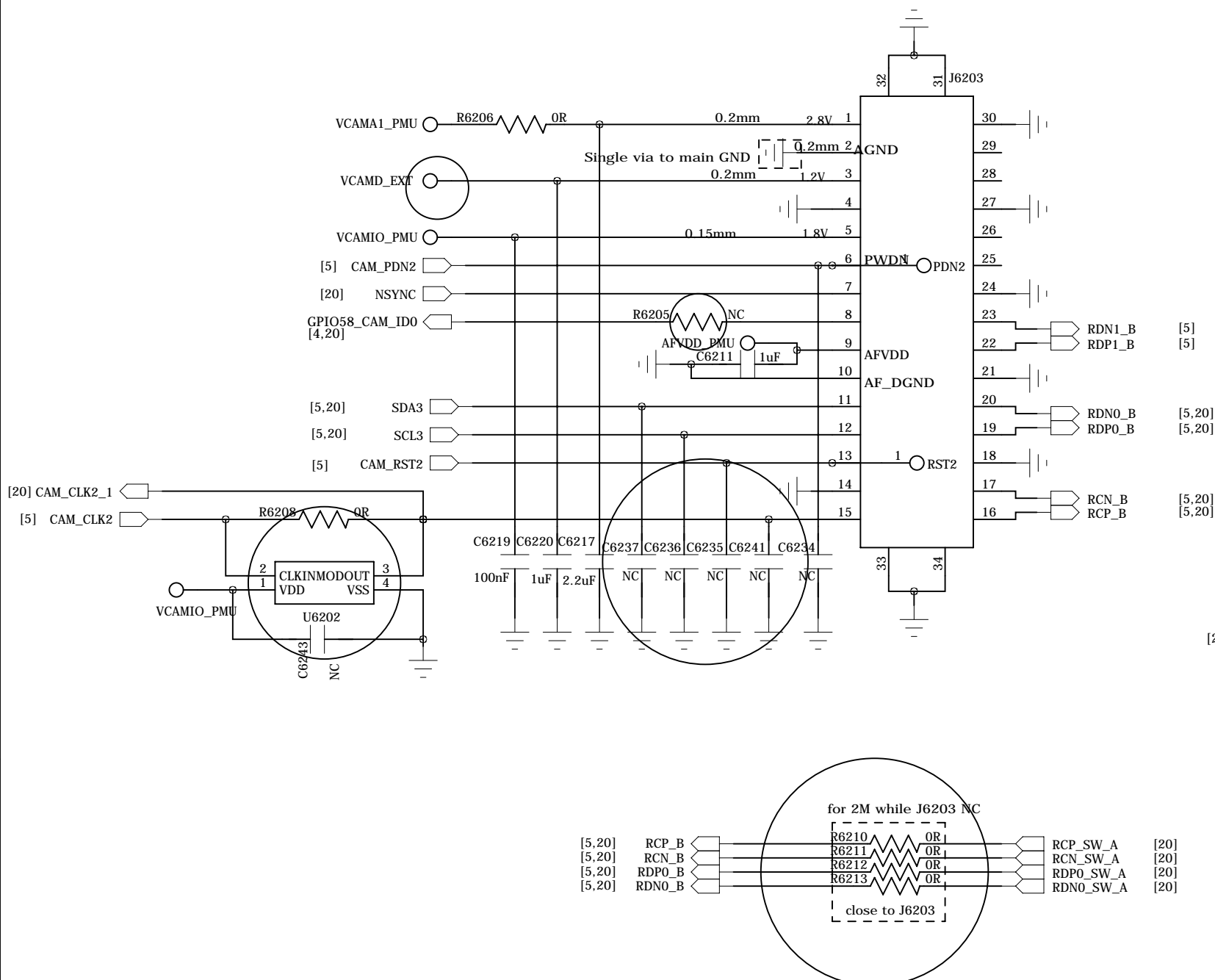


SENSOR	VCAMA	VCAMD	VCAMIO	AFVDD
S5K3L8XX03-FGX9	2.8V 60mA	1.05V 200mA	1.8V 1mA	2.8V 123mA
S5K3P9SX04-FGX9	2.8V 57.85mA	1.05V 166.01mA	1.8V 0.65mA	2.8V 100mA
OV48B2Q-GA5A-Z	2.8V 58.5mA	1.15V 461.5mA	1.8V 3.9mA	2.8V 100mA
S5KGM1ST03-FGX9	2.8V 77mA	1.05V 777mA	1.8V 7mA	2.8V 100mA



## 5M Wide

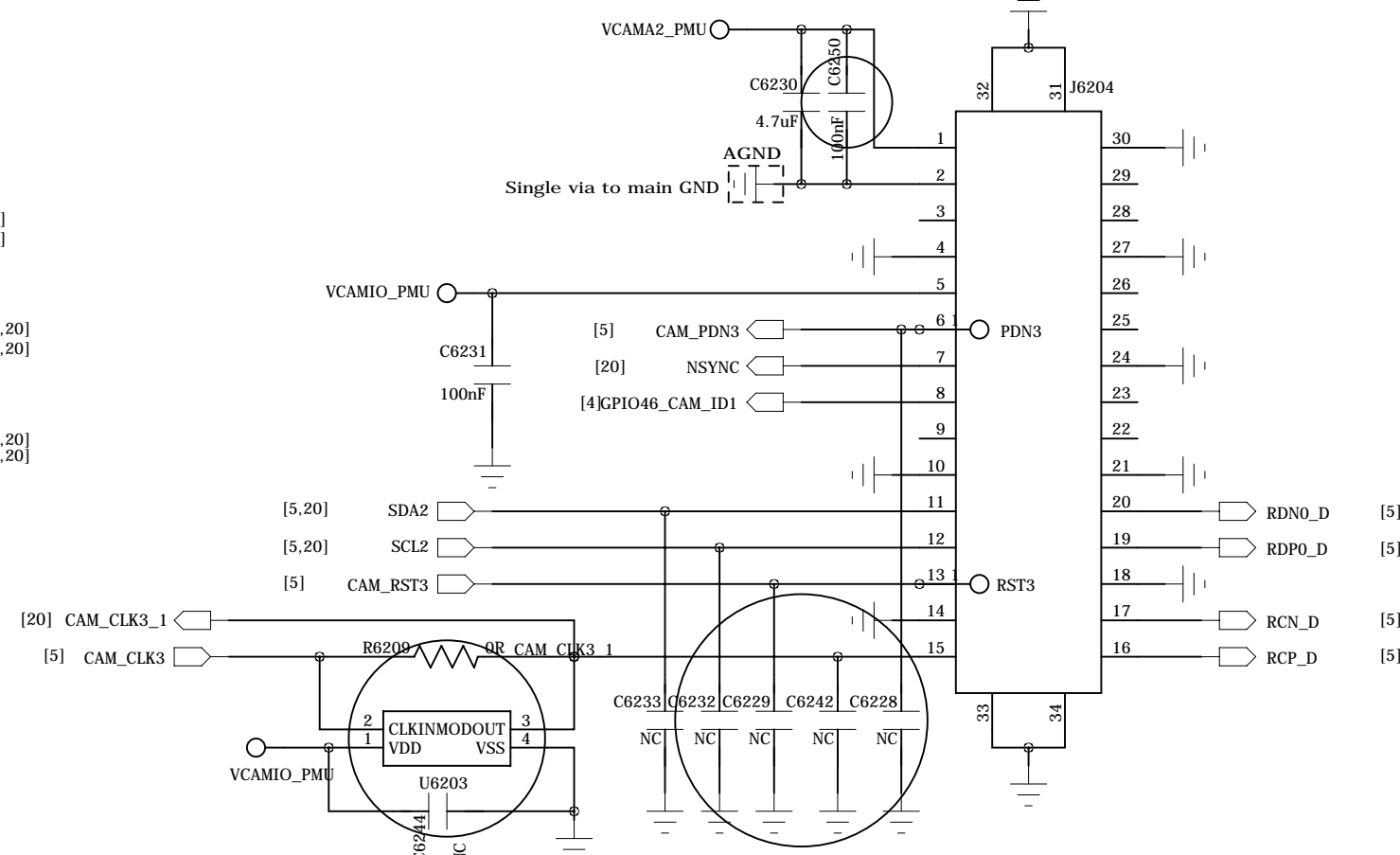
SENSOR	VCAMA	VCAMD	VCAMIO	VCAMAF	I2C Address
GC5035-WC1X0	2.8V 35mA	1.2V 80mA	1.8V 3mA	2.8V 120mA	Write:0x6E Read:0x6F
DW9714V					Write:0x18 Read:0x19



## REAR CAMERA\_III

SENSOR	VCAMA	VCAMD	VCAMIO	I2C Address
G6153-C08Y0	2.8V 23.8mA	NC	NC	Write:0x80 Read:0x8
OV2180-H47A	2.8V 29mA	NC	1.8V 53mA	Write:0x20 Read:0x2
GC02M1B-C24Y0	2.8V 40mA	NC	1.8V 70mA	Write:0x20 Read:0x2
GC2375H-C23YA	2.8V 40mA	NC	1.8V 70mA	Write:0x2E Read:0x2
OV02685-H53A	2.8V 30mA	NC	1.8V 133mA	Write:0x78 Read:0x7
GC02M1-C24YA	2.8V 40mA	NC	1.8V 70mA	Write:0x20 Read:0x2

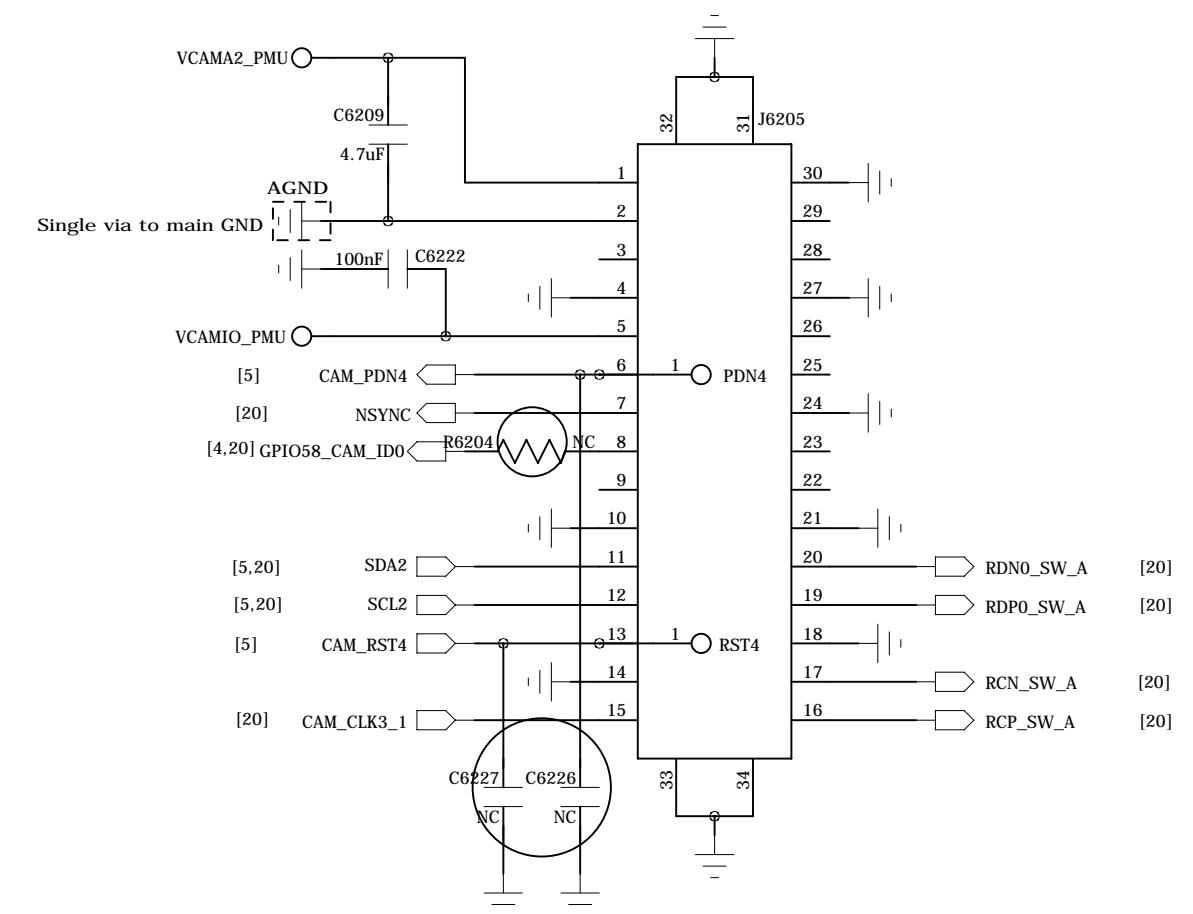
# Depth/Mono Macro/VGA



## REAR CAMERA\_IV

Depth/Mono  
Macro/VGA

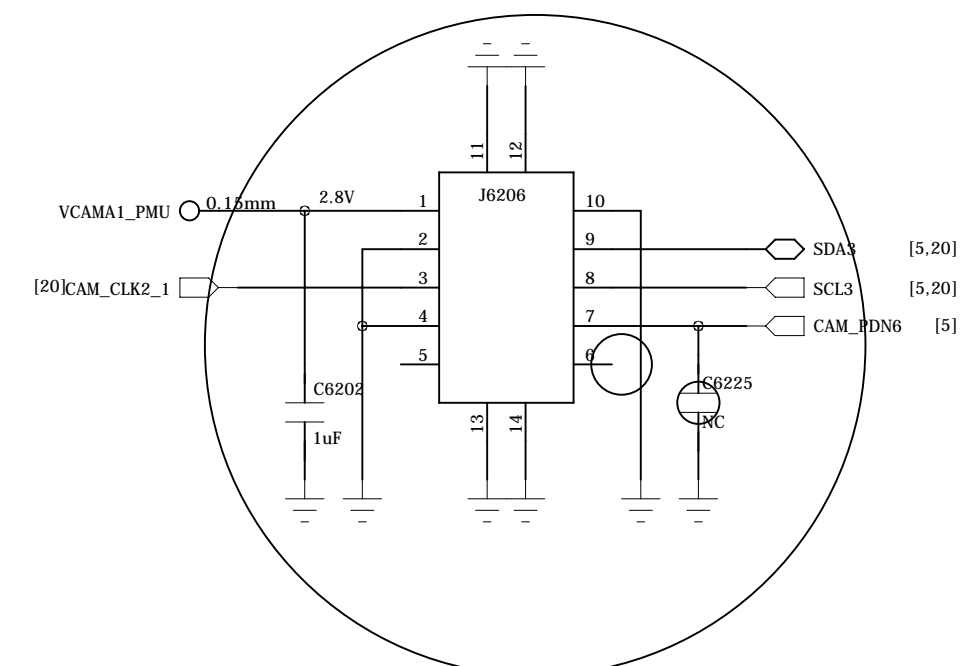
SENSOR	VCAMA	VCAMD	VCAMIO	I2C Address
GC6153-C08Y0	2.8V 23.8mA	NC	NC	Write:0x80 Read:0x81
OV2180-H47A	2.8V 29mA	NC	1.8V 53mA	Write:0x20 Read:0x21
GC02M1B-C24Y0	2.8V 40mA	NC	1.8V 70mA	Write:0x20 Read:0x21
GC2375H-C23YA	2.8V 40mA	NC	1.8V 70mA	Write:0x2E Read:0x2F
OV02685-H53A	2.8V 30mA	NC	1.8V 133mA	Write:0x78 Read:0x79
GC02M1-C24YA	2.8V 40mA	NC	1.8V 70mA	Write:0x20 Read:0x21



## REAR CAMERA\_V

# VGA

SENSOR	VCAMA	I2C Address
GC6153-C08Y0	2.8V 23.8mA	Write:0x80 Read:0x81



COMPANY: TRANSSION HOLDINGS				MODEL: H694		Modified Date: 2020/6/19	
DRAWN	DJF/TS	DATED	2020/03/18	TITLE: 62_PERI_CAMERA_I		VERSION: V1.0	SHEET: 20 OF 24
CHECKED	<CHECKED>	DATED	< >	Confidentiality	CONFIDENTIAL		

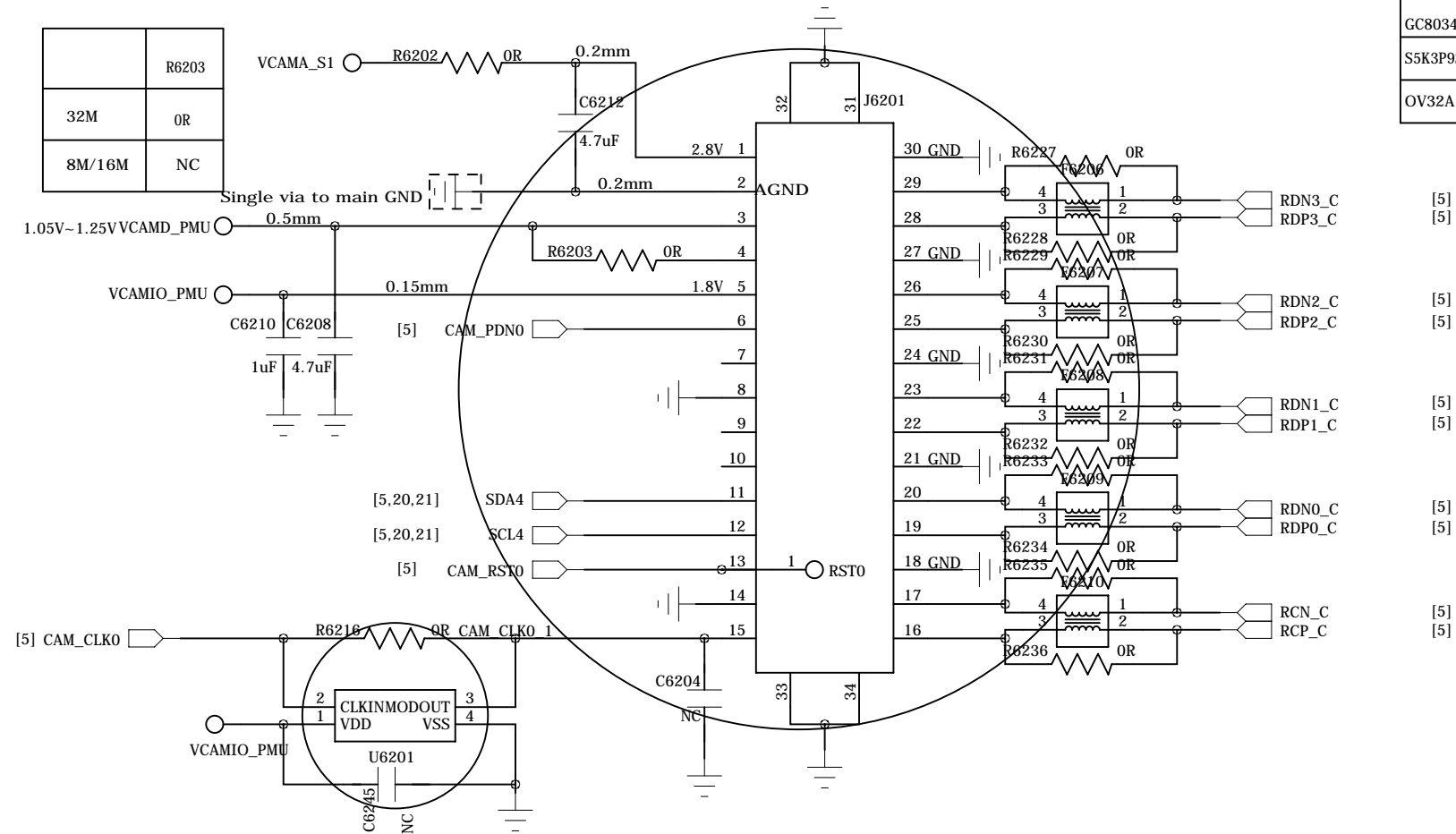


# PERI\_CAMERA\_II

## FRONT CAMERA\_I (8M~32M)

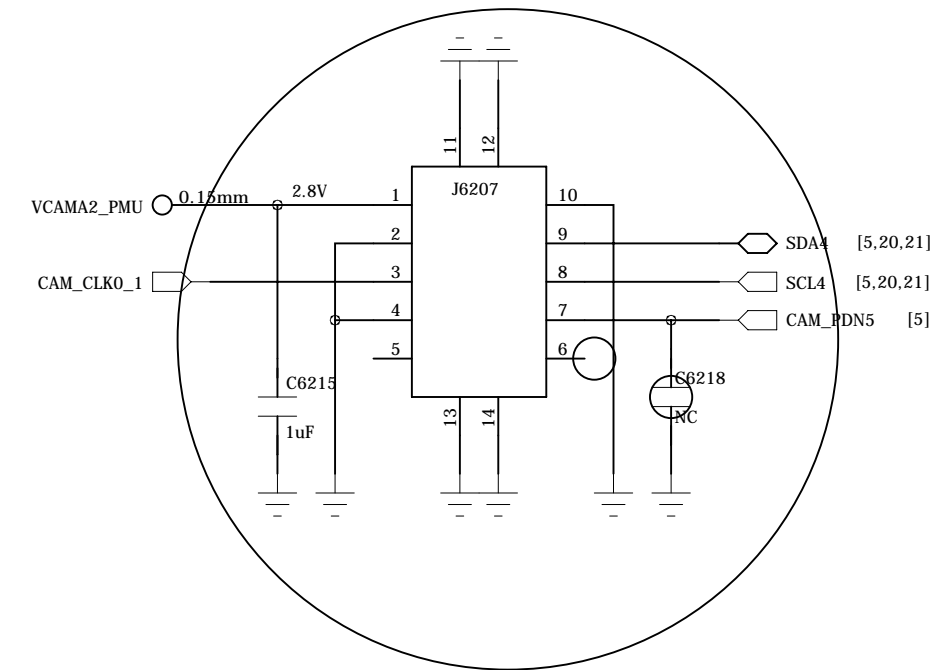
	SENSOR	I2C Address
<b>8M</b>	GC8034-WC1X0	Write:0x6E Read:0x6F
<b>16M</b>	S5K3P9SX04-FGX9 P24C6E4-C4H-MIR	Write:0x5A Read:0x5B Write:0xA2 Read:0xA3
<b>32M</b>	OV32A01-Q1-GA5A G24P64B-2CSLI-TR	Write:0x6C Read:0x6D Write:0xA2 Read:0xA3

SENSOR	VCAMA	VCAMD	VCAMIO
GC8034-WC1X0	2.8V 35mA	1.25V 140mA	1.8V 10mA
S5K3P9SX04-FGX9	2.8V 57.5mA	1.05V 159.9mA	1.8V 0.5mA
OV32AI-Q-GA5A	2.8V 70mA	1.1V 365mA	1.8V 1.5mA



## FRONT CAMERA\_II (8W)

SENSOR	VCAMA	VCAMD	VCAMIO	I2C Address
GC6153-C08Y0	2.8V 23.8mA	NC	NC	Write:0x80 Read:0x81



REVISION RECORD			
LTR	ECO NO:	APPROVED:	DATE:

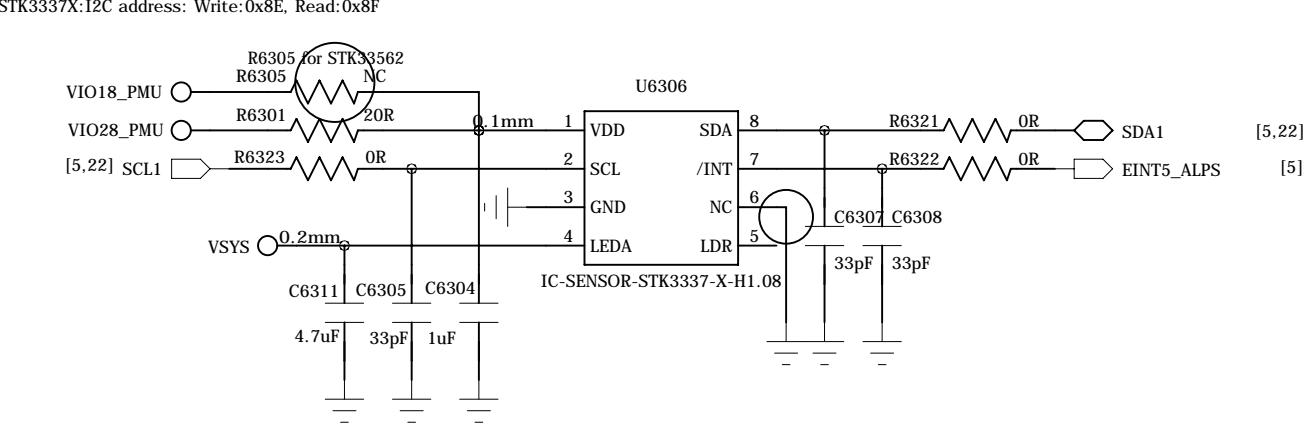
COMPANY: TRANSSION HOLDINGS				MODEL: H694		Modified Date: 2020/6/19	
DRAWN	DJF/TS	DATED	2020/03/18	TITLE: 62_PERI_CAMERA_II		VERSION: V1.0	SHEET: 21 OF 24
CHECKED	<CHECKED>	DATED	< >	Confidentiality	CONFIDENTIAL		



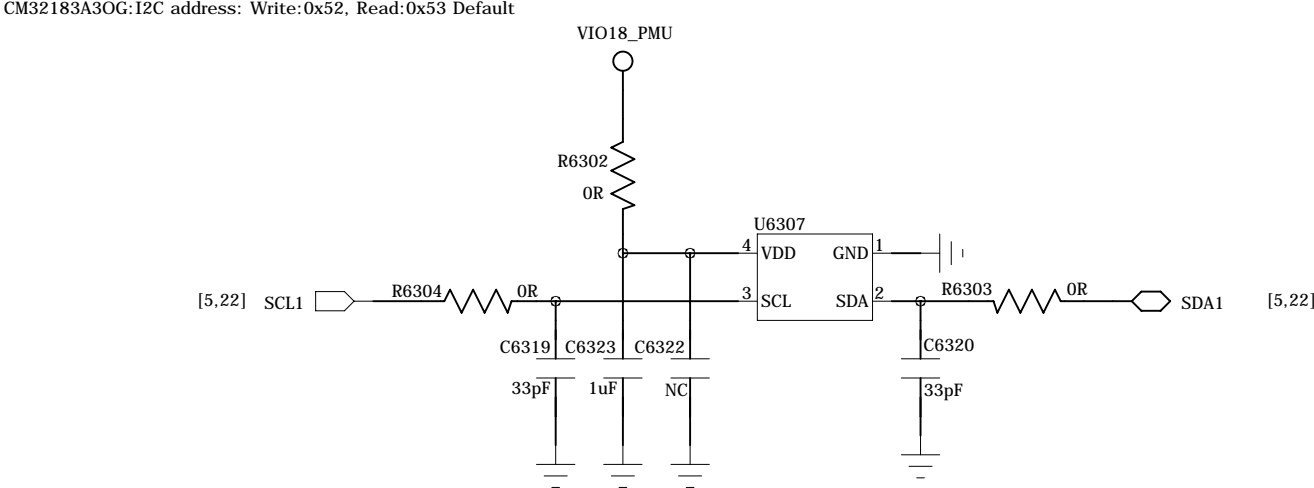
PERI\_SENSORS

REVISION RECORD			
LTR	ECO NO:	APPROVED:	DATE:

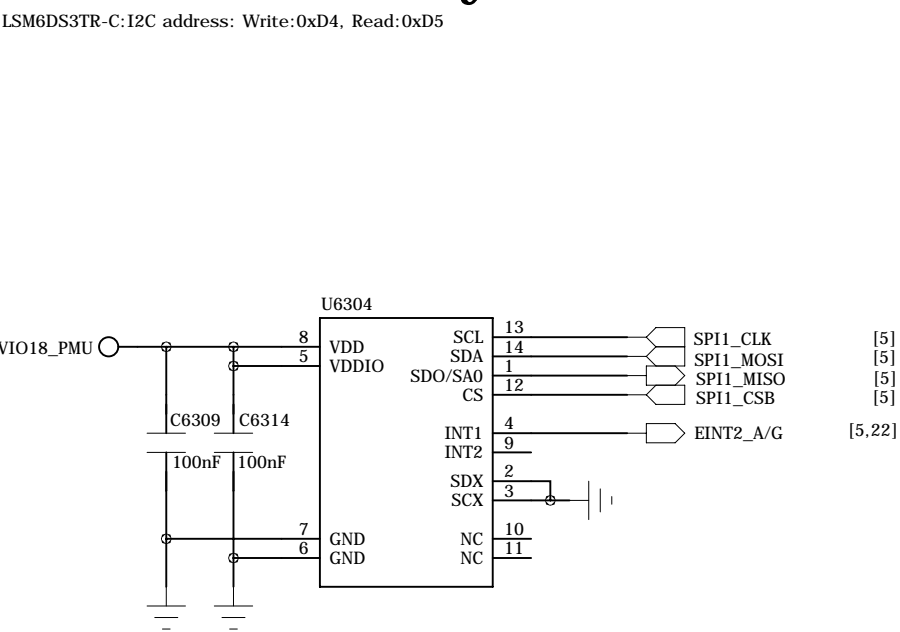
AL& PS Sensor



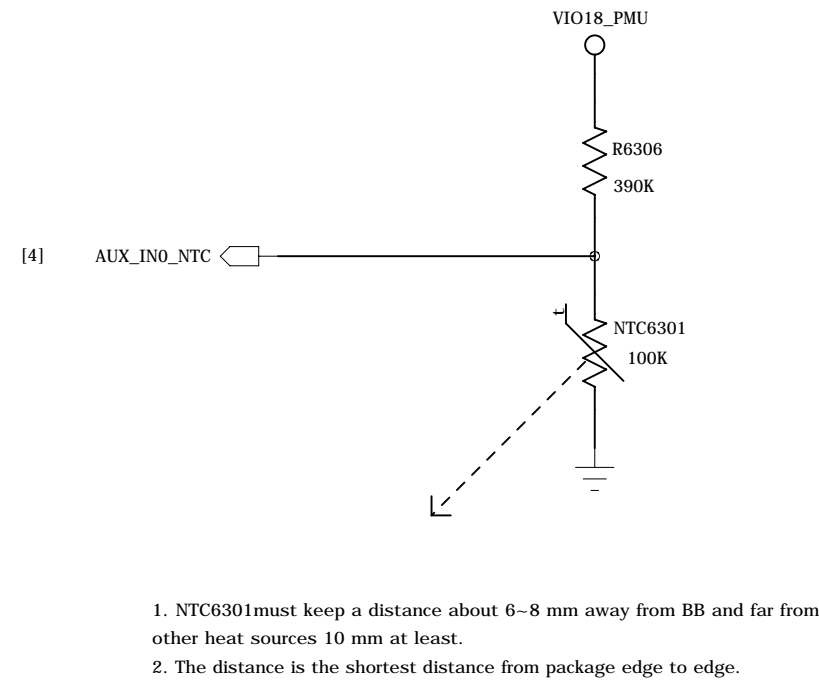
CM32183A30G--ALS



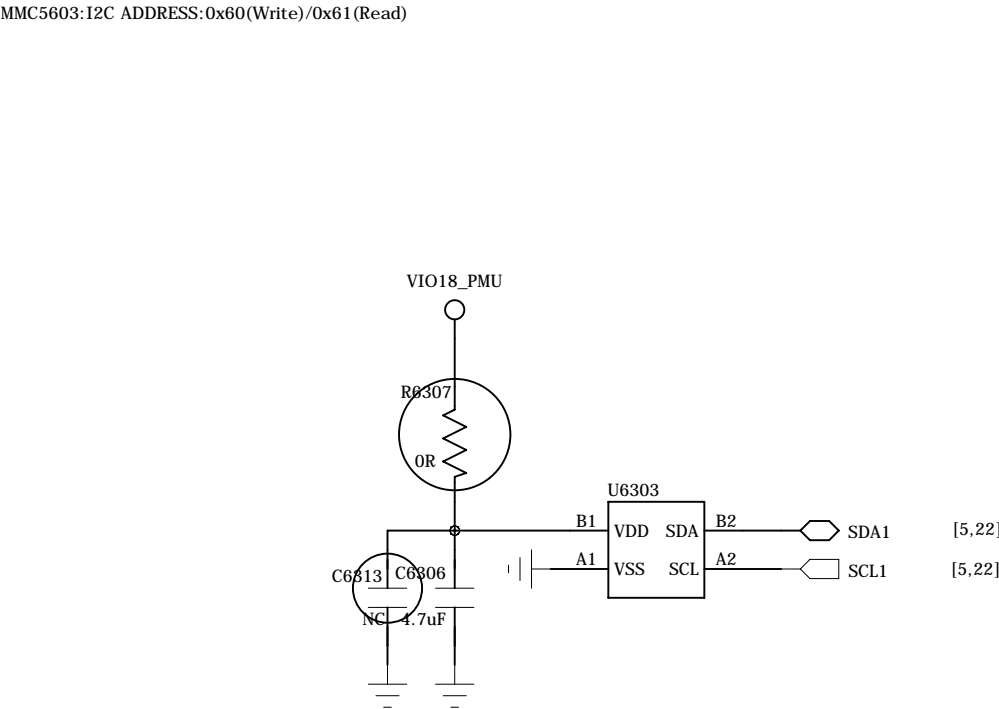
G-Sensor + Gyro Sensor



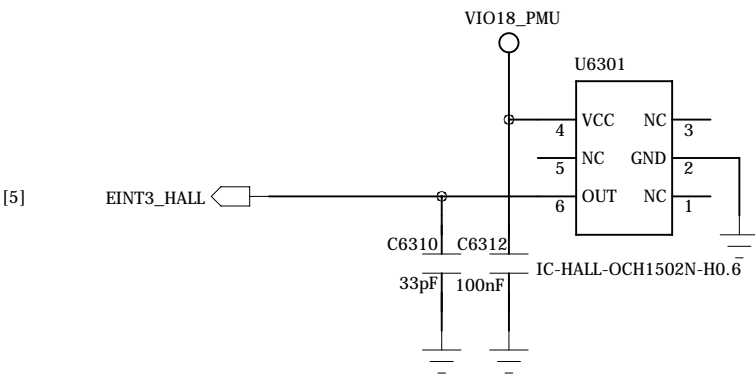
Thermistor to sense AP temperature



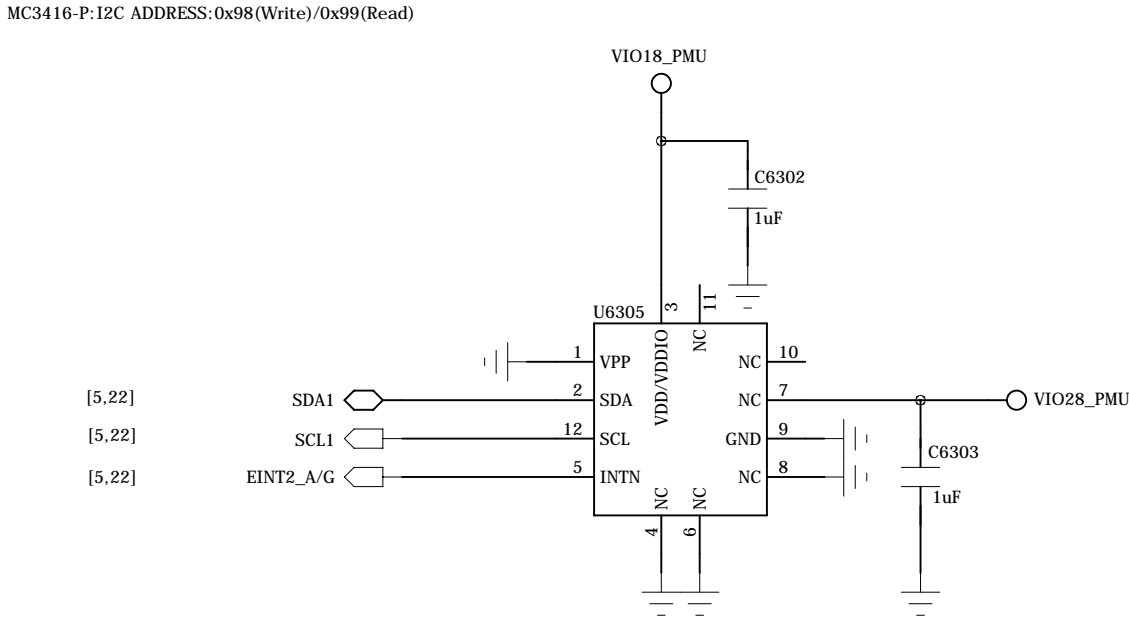
M-Sensor (COMPASS)



Unipolar HALL



G-Sensor





COMPANY: TRANSSION HOLDINGS				MODEL: H694		Modified Date: 2020/6/19	
DRAWN	DJF/TS	DATED	2020/03/18	TITLE: 63_PERI_SENSORS		VERSION: V1.0	SHEET: 22 OF 24
CHECKED	<CHECKED>	DATED	< >	Confidentiality	CONFIDENTIAL		



# PERI\_EXCH\_IO

REVISION RECORD			
LTR	ECO NO:	APPROVED:	DATE:



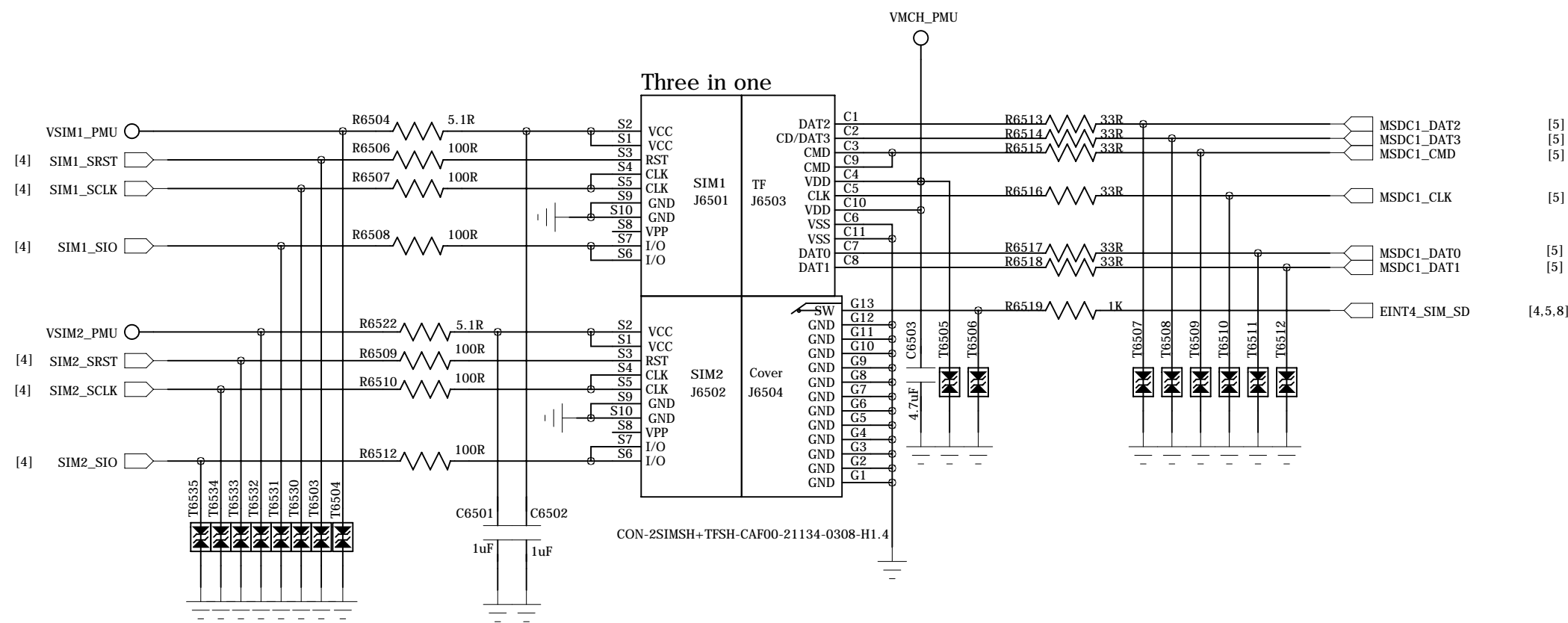
COMPANY: TRANSSION HOLDINGS				MODEL: H694		Modified Date: 2020/6/19	
DRAWN	DJF/TS	DATED	2020/03/18	TITLE: 64_PERI_EXCH_IO		VERSION: V1.0	SHEET: 23 OF 24
CHECKED	<CHECKED>	DATED	< >	Confidentiality	CONFIDENTIAL		



PERI\_SIM\_SD\_KEYPAD

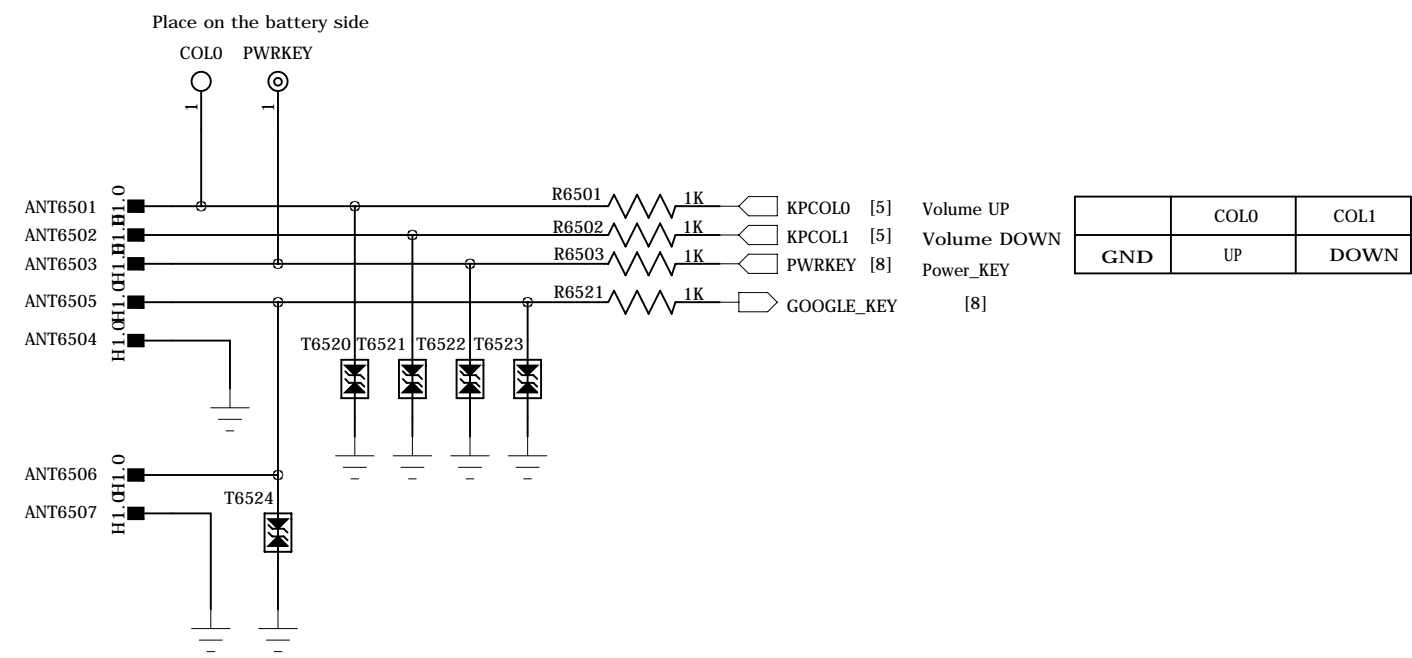
REVISION RECORD			
LTR	ECO NO:	APPROVED:	DATE:

SIM1/2-SD-CARD



SD POWER CONTROL

SIDEKEY GOOGLE\_KEY



COMPANY: TRANSSION HOLDINGS				MODEL: H694		Modified Date: 2020/6/19	
DRAWN	DJF/TS	DATED	2020/03/18	TITLE: 65_PERI_SIM_SD_KEYPAD		VERSION: V1.0	SHEET:24 OF 24
CHECKED	<CHECKED>	DATED	< >	Confidentiality	CONFIDENTIAL		