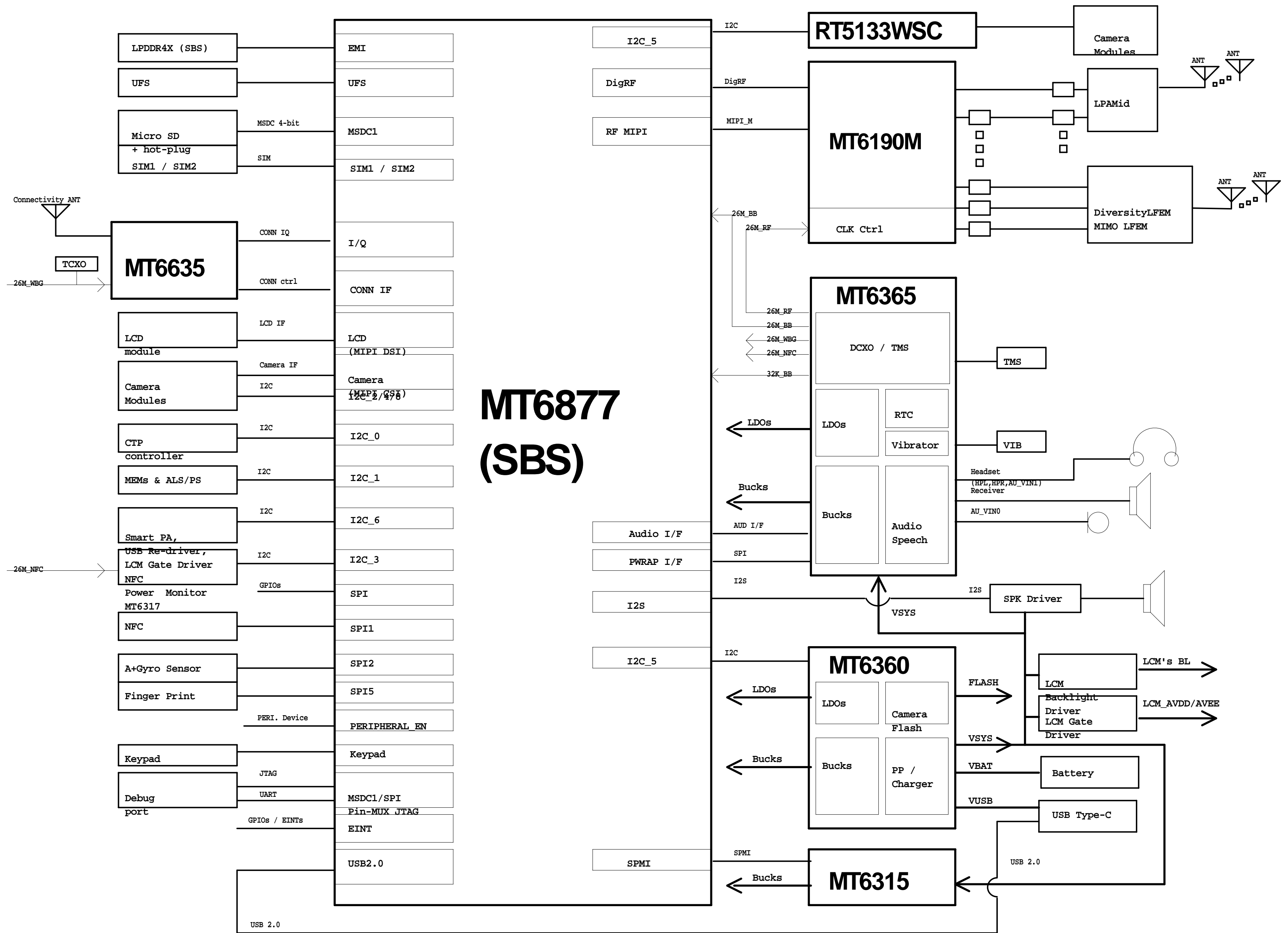


BLOCK_DIAGRAM

Project : MT6877, LPDDR4X (SBS)

REF_SCH TOP LEVEL

REVISION RECORD			
LTR	ECO NO:	APPROVED:	DATE:



COMPANY: TRANSSION HOLDINGS				MODEL: H772		Modified Date: 2021/10/19	
DRAWN	LJJ/TS	DATED	2019/12/16	TITLE: 00_BLOCK_DIAGRAM		VERSION: V1.1	SHEET: 1 OF 35
CHECKED	<CHECKED>	DATED	< >	Confidentiality	CONFIDENTIAL		

I2C_ID_OVERVIEW

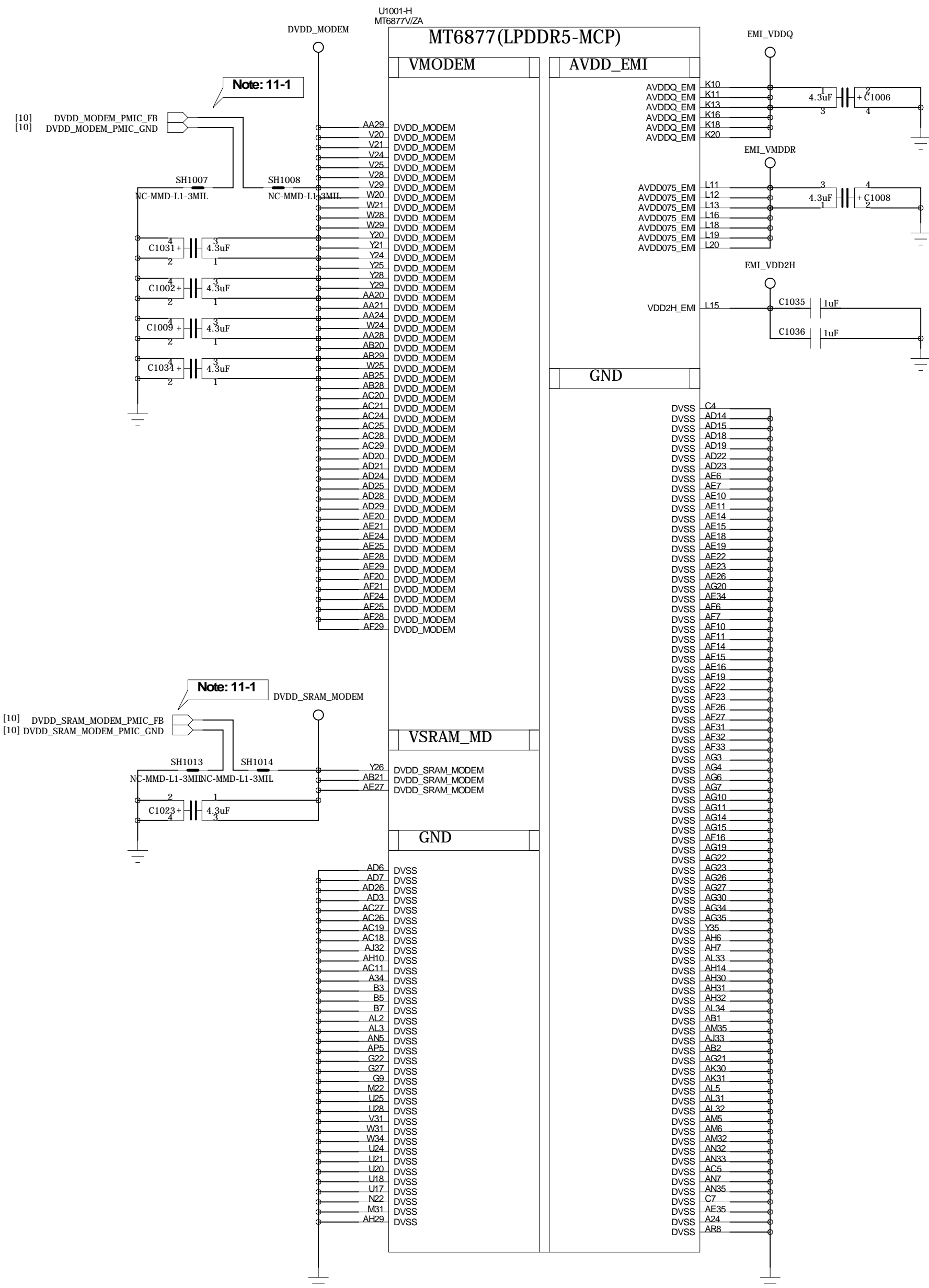
REVISION RECORD			
LTR	ECO NO:	APPROVED:	DATE:

I2C	AP, SCP, SSPM	Function	I2C/I3C Spec.	I2C Slave Address (7-bit mode)
I2C-0	AP	CTP	I2C	COF GT9886 I2C address: 0X5D (Write:0xBA, Read:0xBB)
I2C-1(I3C)	SCP	RGB / PS Sensor	I3C	VCNL36658M / PS + Color Sensor with IR, I2C address: 7h'60 (Write:0xC0, Read:0xC1)
		A+Gyro Sensor		
		M Sensor		AK09918C / M-Sensor I2C Address 0x0C (Write: 0x18, Read: 0x19)
		Barometer		Baro(BMP380) I2C address : 7h'76 (Write: 0xEC, Read: 0xED)
I2C-2(I3C)	AP	Rear Camera - 3	I3C	Tri-CAM: IMX481 / UW camera, I2C address: 0x10 (Write:0x20, Read:0x21) EEPROM I2C address: 0x51 (Write:0xA2, Read:0xA3) AF driver (TVC-820) I2C address: 0X0C (Write:0x18, Read:0x19)
I2C-3	AP	NFC	I2C	NFC I2C address: 0X08 (Write:0x10, Read:0x11)
I2C-4(I3C)	AP	Rear cam-1/Front cam	I3C	Front camera: IMX576, I2C address: 0x1A (Write:0x34, Read:0x35) EEPROM I2C address: 0x51 (Write:0xA2, Read:0xA3) AF driver (TBD) I2C address: TBD (Write:TBD, Read:TBD)
				Dual-CAM: 2LQ+4H7 camera, 4H7 I2C address: 0x10 (Write:0x20, Read:0x21) EEPROM I2C address: 0x51 (Write:0xA2, Read:0xA3)
				Tri-CAM: 3M5 / Tele camera, I2C address: 0x10 (Write:0x20D, Read:0x21) EEPROM I2C address: 0x51 (Write:0xA2, Read:0xA3) AF driver (TVC-820) I2C address: 0x0C (Write:0x18, Read:0x19)
I2C-5	AP	RT5133WSC	I2C	RT5133WSC: GPO3=VSYS (R/W=39/38) ; GPO3=AGND (R/W=31/30)
		MT6360		MT6360: PMU: R/W=69/68 ; PMIC: R/W=35/34 ; LDO: R/W=C9/C8 ; PD: R/W=9D/9C
I2C-6	AP	Smart PA	I2C	RT5512B: 0x5C(write:0xB8, read:0xB9)
		LCM Gate Driver		RT4831A: 0x11(write: 0x23, read:0x22)
		USB Re-driver		PS5169: 0x28(write:0x50, read:0x51) ; 0x30(write:0x60, read:0x61)
I2C-7	AP	DAP_SONIC	N/A	N/A
		CONN_TCXOENA_REQ		
I2C-8(I3C)	AP	Rear Camera - 2	I3C	Single -CAM: IMX586, I2C address: 0X1A (Write:0x34, Read:0x35) EEPROM I2C address: 0X50 (Write:0xA0, Read:0xA1) AF driver (TVC-820) I2C address: 0X0C (Write:0x18, Read:0x19)
				Dual-CAM: 2LQ+4H7 camera, 2LQ I2C address: 0x10 (Write:0x20, Read:0x21) EEPROM I2C address: 0x50 (Write:0xA0, Read:0xA1) AF driver (TVC-820) I2C address: 0x0C (Write:0x18, Read:0x19)
				Tri-CAM: IMX586 / Wide camera, I2C address: 0x1A (Write:0x34, Read:0x35) EEPROM I2C address: 0x50 (Write:0xA0, Read:0xA1) AF driver (TBD) I2C address: 0X0E (Write:0x1C, Read:0x1D)
I2C-9	AP	N/A	N/A	N/A

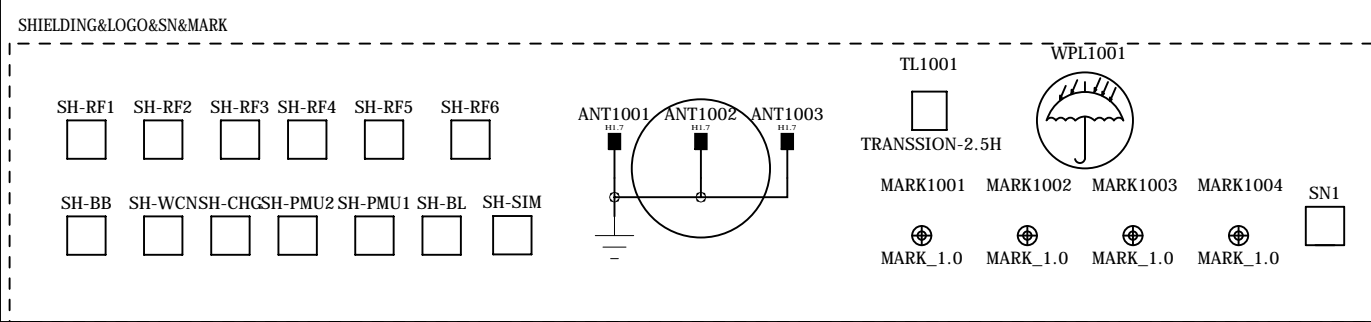
Note : I2C Spec. : Standard mode (100 kbps), fast mode (400 kbps), fast mode plus (1 Mbps) and high-speed mode (3.4 Mbps)

COMPANY: TRANSSION HOLDINGS				MODEL: H772		Modified Date: 2021/10/19	
DRAWN	LJJ/TS	DATED	2019/12/16	TITLE: 01_I2C_ID_OVERVIEW		VERSION: V1.1	SHEET: 2 OF 35
CHECKED	<CHECKED>	DATED	< >	Confidentiality	CONFIDENTIAL		

REVISION RECORD			
LTR	ECO NO:	APPROVED:	DATE:

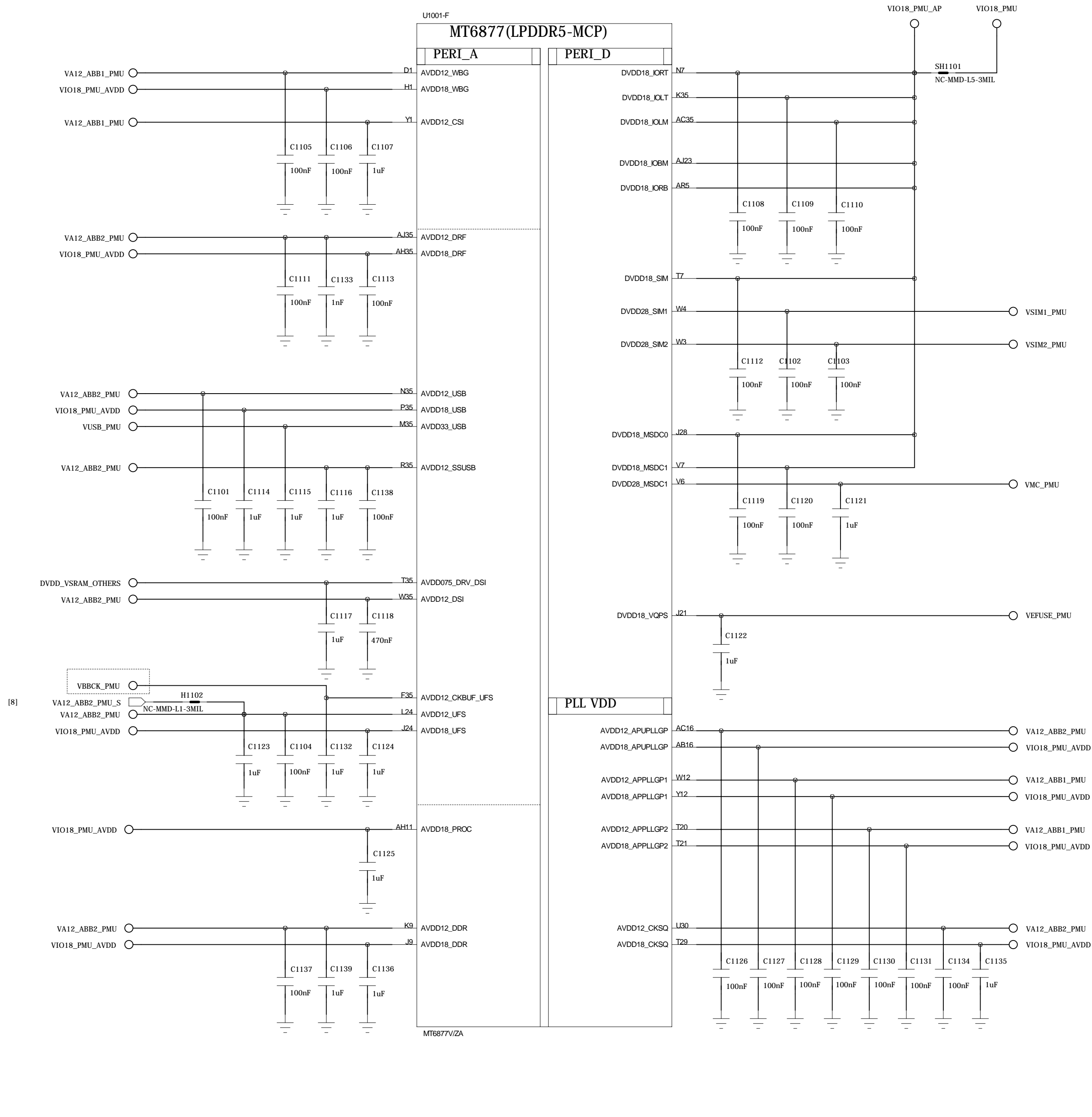


Note 10-1: Differential pair of PMIC remote sense must be close to BB's ball.
Remote sense trace with GND shielding to PMIC (Differential)



COMPANY: TRANSSION HOLDINGS				MODEL: H772		Modified Date: 2021/10/19	
DRAWN	LJJ/TS	DATED	2019/12/16	TITLE: 10_BB_POWER_PDN		VERSION: V1.1	SHEET: 3 OF 35
CHECKED	<CHECKED>	DATED	< >	Confidentiality	CONFIDENTIAL		

BB_I


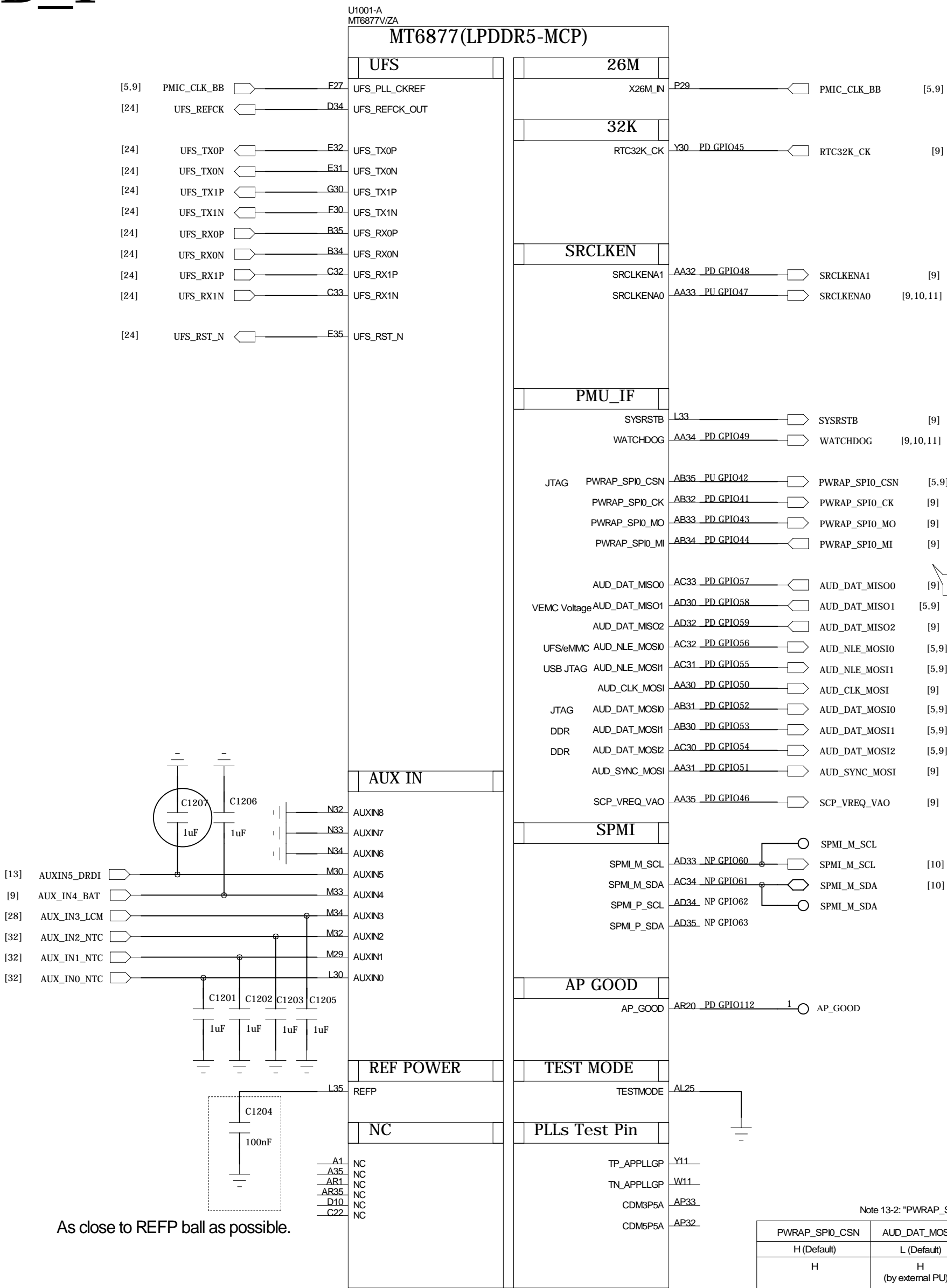


U1001-I MT6877V1ZA		MT6877(LPDDR5-MCP)	
GND		GND	
AC10.	DVSS	DVSS	M25
B9.	DVSS	DVSS	M28
B10.	DVSS	DVSS	N4
B12.	DVSS	DVSS	N6
B15.	DVSS	DVSS	N7
B17.	DVSS	DVSS	D24
B19.	DVSS	DVSS	N15
B22.	DVSS	DVSS	N16
B26.	DVSS	DVSS	N18
B28.	DVSS	DVSS	N29
B30.	DVSS	DVSS	N29
B32.	DVSS	DVSS	A11
B33.	DVSS	DVSS	P7
C2.	DVSS	DVSS	P8
C11.	DVSS	DVSS	P11
C14.	DVSS	DVSS	P12
C17.	DVSS	DVSS	P15
C21.	DVSS	DVSS	P16
C26.	DVSS	DVSS	P21
C27.	DVSS	DVSS	P21
C29.	DVSS	DVSS	P24
C31.	DVSS	DVSS	P25
C34.	DVSS	DVSS	P30
C35.	DVSS	DVSS	P31
D2.	DVSS	DVSS	P33
D5.	DVSS	DVSS	P34
D8.	DVSS	DVSS	R7
D12.	DVSS	DVSS	R8
D13.	DVSS	DVSS	R11
D15.	DVSS	DVSS	R15
D16.	DVSS	DVSS	R19
D18.	DVSS	DVSS	R24
D19.	DVSS	DVSS	R25
D20.	DVSS	DVSS	R28
D21.	DVSS	DVSS	R29
D22.	DVSS	DVSS	R32
D25.	DVSS	DVSS	D29
D28.	DVSS	DVSS	T8
D31.	DVSS	DVSS	T11
D32.	DVSS	DVSS	T12
D33.	DVSS	DVSS	E12
E3.	DVSS	DVSS	T16
E5.	DVSS	DVSS	T19
E6.	DVSS	DVSS	T24
E8.	DVSS	DVSS	T25
E10.	DVSS	DVSS	T30
E15.	DVSS	DVSS	T31
E17.	DVSS	DVSS	T33
E22.	DVSS	DVSS	T34
E23.	DVSS	DVSS	L6
E26.	DVSS	DVSS	L8
E30.	DVSS	DVSS	U11
E33.	DVSS	DVSS	U12
E34.	DVSS	DVSS	U15
AG24.	DVSS	DVSS	U16
F4.	DVSS	DVSS	U19
F7.	DVSS	DVSS	H7
F8.	DVSS	DVSS	L23
F10.	DVSS	DVSS	L26
F12.	DVSS	DVSS	AC7
F15.	DVSS	DVSS	L31
F16.	DVSS	DVSS	V11
F19.	DVSS	DVSS	V12
F21.	DVSS	DVSS	V15
F23.	DVSS	DVSS	V16
F25.	DVSS	DVSS	V19
F28.	DVSS	DVSS	V22
F29.	DVSS	DVSS	V23
F31.	DVSS	DVSS	L26
F32.	DVSS	DVSS	V27
F33.	DVSS	DVSS	W7
F34.	DVSS	DVSS	W15
G3.	DVSS	DVSS	W18
G9.	DVSS	DVSS	W19
G31.	DVSS	DVSS	W22
H3.	DVSS	DVSS	W23
H5.	DVSS	DVSS	W26
H20.	DVSS	DVSS	W27
H21.	DVSS	DVSS	W30
H22.	DVSS	DVSS	A12
H30.	DVSS	DVSS	Y2
H31.	DVSS	DVSS	Y3
J11.	DVSS	DVSS	Y4
J12.	DVSS	DVSS	Y7
J13.	DVSS	DVSS	Y10
J14.	DVSS	DVSS	Y14
J16.	DVSS	DVSS	Y15
J19.	DVSS	DVSS	Y18
J21.	DVSS	DVSS	Y19
AG16.	DVSS	DVSS	Y22
K29.	DVSS	DVSS	Y23
K3.	DVSS	DVSS	Y31
K6.	DVSS	DVSS	A17
K12.	DVSS	DVSS	A45
AC6.	DVSS	DVSS	AA6
K14.	DVSS	DVSS	AA7
C10.	DVSS	DVSS	AA10
K17.	DVSS	DVSS	AA11
K19.	DVSS	DVSS	AA14
K21.	DVSS	DVSS	AA15
AN34.	DVSS	DVSS	AA18
K24.	DVSS	DVSS	AA19
K25.	DVSS	DVSS	AA22
K28.	DVSS	DVSS	AA23
L1.	DVSS	DVSS	AA26
L2.	DVSS	DVSS	AA27
L5.	DVSS	DVSS	A18
L7.	DVSS	DVSS	AB6
L8.	DVSS	DVSS	AB8
L21.	DVSS	DVSS	AB10
L25.	DVSS	DVSS	AB11
L28.	DVSS	DVSS	AB14
AF3.	DVSS	DVSS	AB15
M7.	DVSS	DVSS	AB19
M8.	DVSS	DVSS	AB22
M11.	DVSS	DVSS	AB23
M12.	DVSS	DVSS	AB26
M15.	DVSS	DVSS	AB27
M16.	DVSS	DVSS	AK5

REVISION RECORD			
LTR	ECO NO:	APPROVED:	DATE:

COMPANY: TRANSSION HOLDINGS				MODEL: H772		Modified Date: 2021/10/19	
DRAWN	LJJ/TS	DATED	2019/12/16	TITLE: 11_BB_POWER_IO		VERSION: V1.1	SHEET: 4 OF 35
CHECKED	<CHECKED>	DATED	< >	Confidentiality	CONFIDENTIAL		

REVISION RECORD			
LTR	ECO NO:	APPROVED:	DATE:



Note 13-2: "PWRAP_SPI0_CSN" and "AUD_DAT_MOSI0" are trapping pins to enable JTAG.

PWRAP_SPI0_CSN	AUD_DAT_MOSI0	AP JTAG	IO JTAG
H (Default)	L (Default)	N/A	N/A
H	H (by external PU)	SPI0_CSB, SPI0_CLK, SPI0_MO, SPI0_MI, DMIC_CLK	N/A
L (by external PD)	L	SPI0_CSB, SPI0_CLK, SPI0_MO, SPI0_MI, DMIC_CLK	TDM_LRCK/TDM_BCK/TDM_MCK/TDM_DATA0/TDM_DATA1
L (by external PD)	H (by external PU)	MSDC1_CLK, MSDC1_CMD, MSDC1_DAT0, MSDC1_DAT1, MSDC1_DAT2	N/A

Note 13-3: "AUD_NLE_MOSI1" is trapping pin to enable JTAG over USB 2.0 port.

AUD_NLE_MOSI1	USB JTAG
L (Default)	USB 2.0
H (by external PU)	DP/DM output JTAG

Note 13-4: "AUD_NLE_MOSI0" is trapping pin to boot (UFS/eMMC).

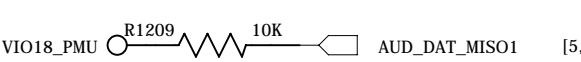
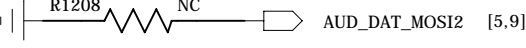
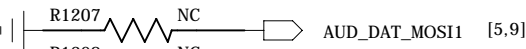
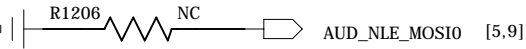
AUD_NLE_MOSI0	Storage Booting
L (Default)	Only UFS boot
H (by external PU)	Only eMMC boot

Note 13-5: "AUD_DAT_MOSI1" and "AUD_DAT_MOSI2" are trapping pins to enable DDR.

AUD_DAT_MOSI1	AUD_DAT_MOSI2	DDR
L (Default)	L (Default)	LP5-MCP
L	H (by external PU)	LP4x-Discrete
H (by external PU)	L	LP4x-MCP (4266)
H (by external PU)	H (by external PU)	Reserved LP4x-MCP (3733)

Note 13-6: "AUD_DAT_MISO1" is trapping pin to select VEMC voltage.

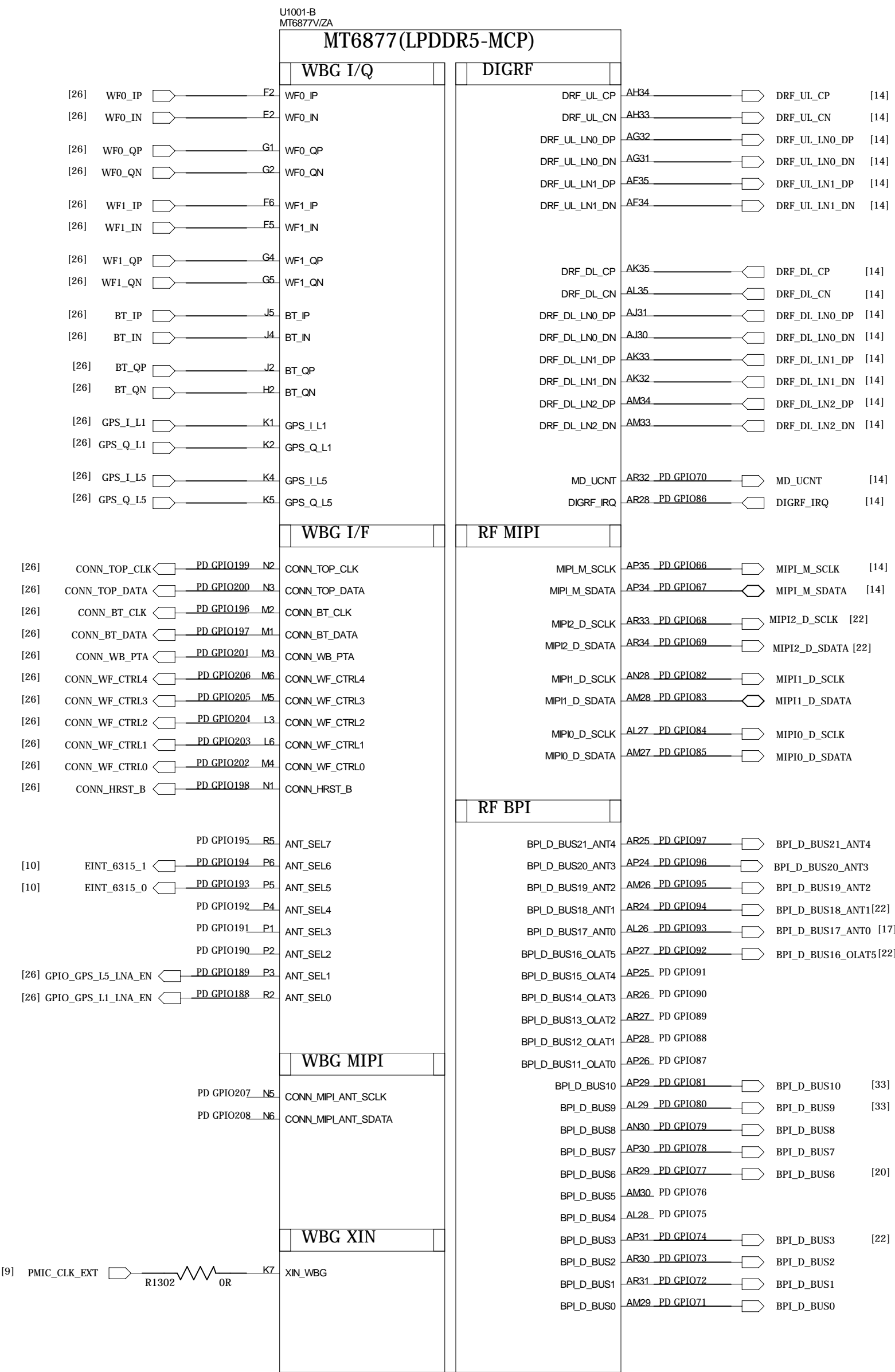
AUD_DAT_MISO1	VEMC Voltage
L (Default)	VEMC=3.0V (UFS2.2)
H (by external PU)	VEMC=2.5V (UFS3.0/UFS3.1)




COMPANY: TRANSSION HOLDINGS				MODEL: H772		Modified Date: 2021/10/19	
DRAWN	LJJ/TS	DATED	2019/12/16	TITLE: 12_BB_I		VERSION: V1.1	SHEET: 5 OF 35
CHECKED	<CHECKED>	DATED	< >	Confidentiality	CONFIDENTIAL		

BB_II

REVISION RECORD			
LTR	ECO NO:	APPROVED:	DATE:

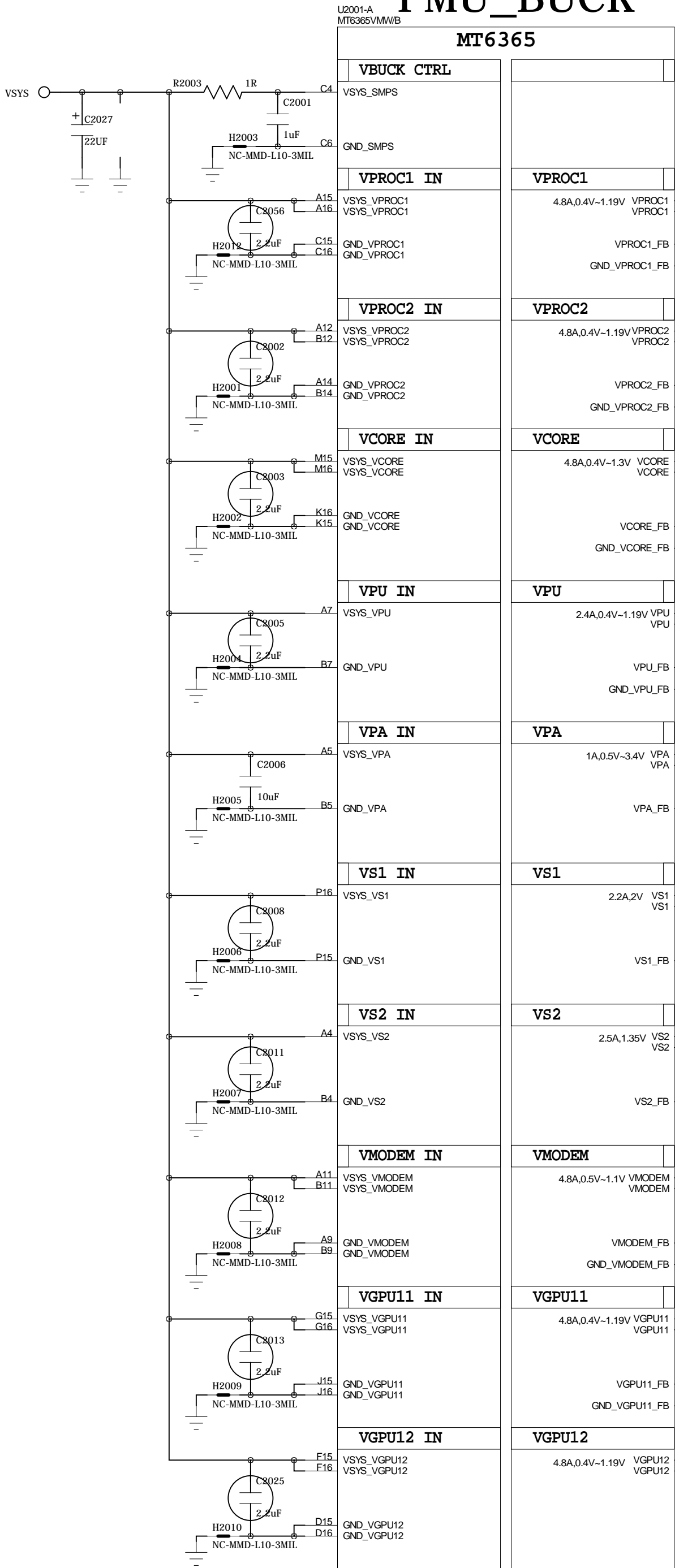


REVISION RECORD			
LTR	ECO NO:	APPROVED:	DATE:



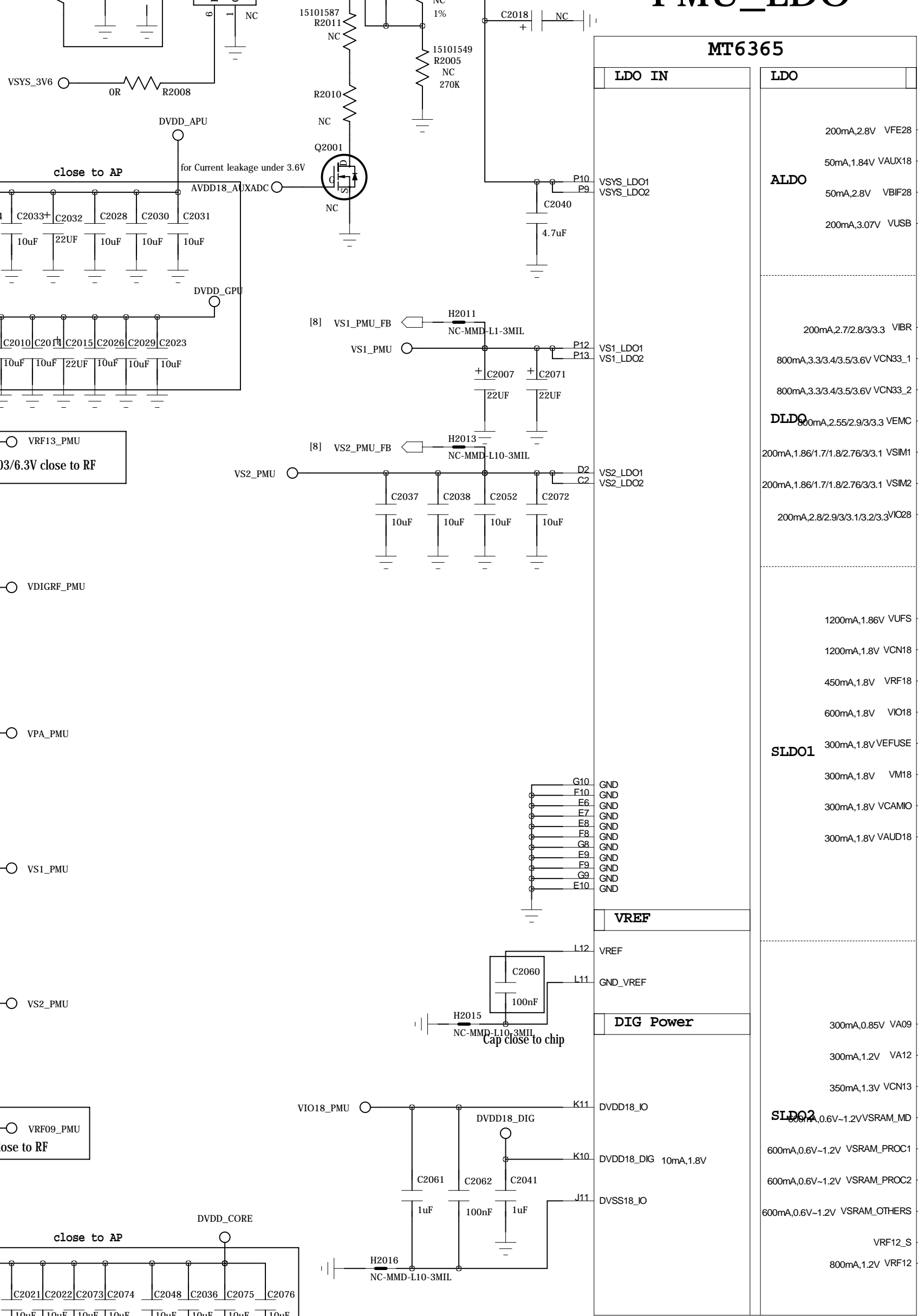
POWER_MT6365_I

PMU_BUCK

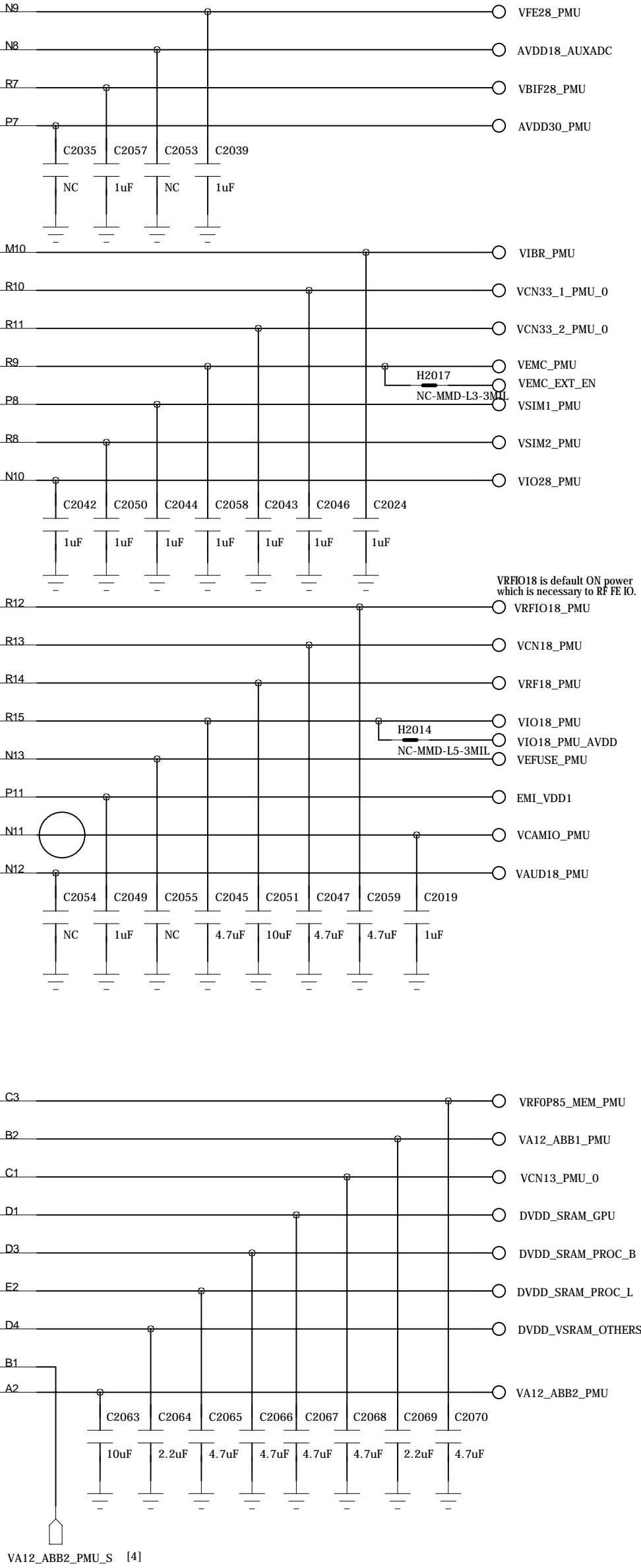


MT6365VMW/B

PMU_LDO



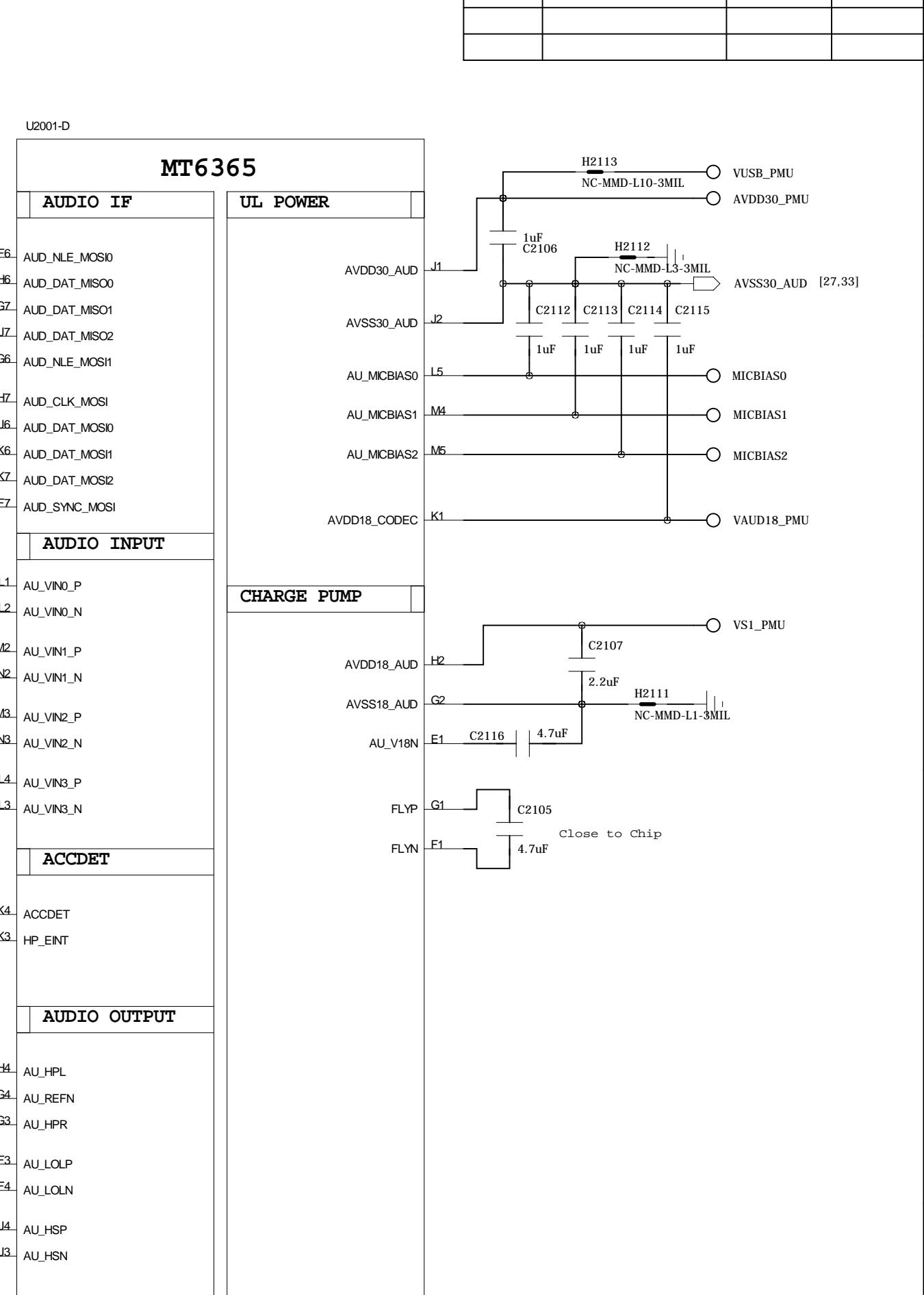
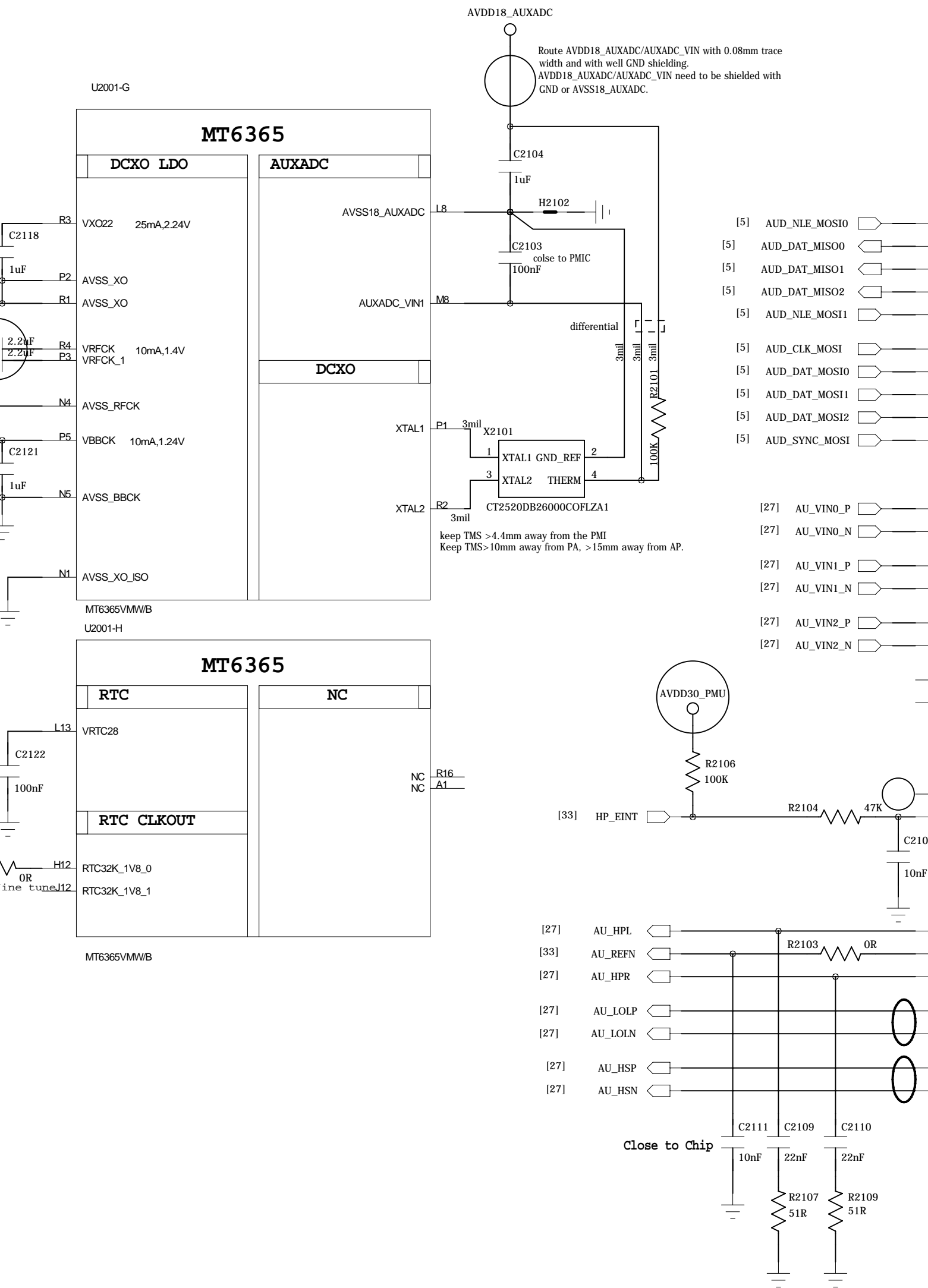
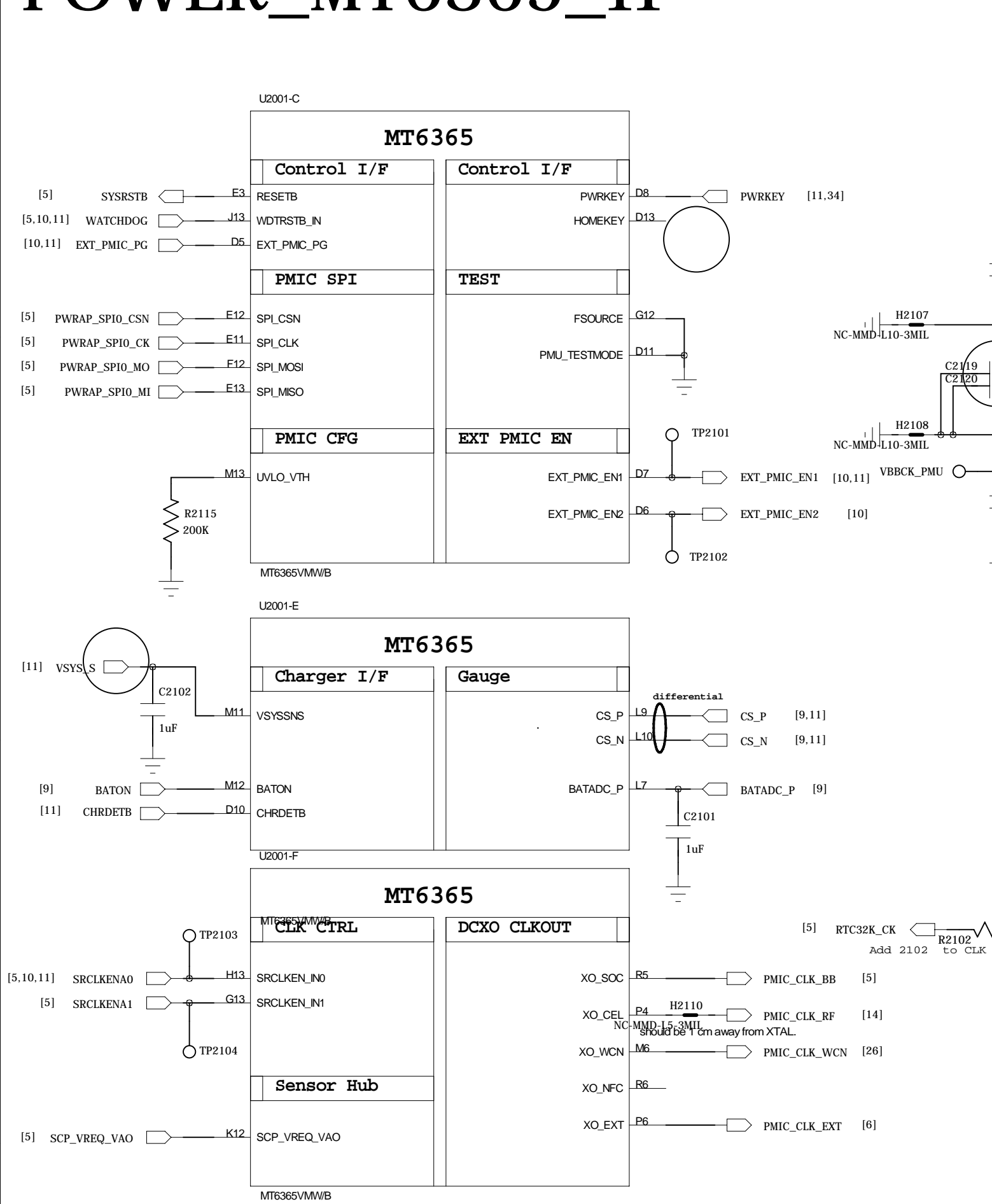
- 1. "Typical Cap" defined in design notice is the minimum cap. to LDO Cout.
 - 2. NC cap. can be moved to application, if (PCB L < 20 nH, PCB R < 0.2 mohm).
- => For value and placement of cap., refer to design notice.



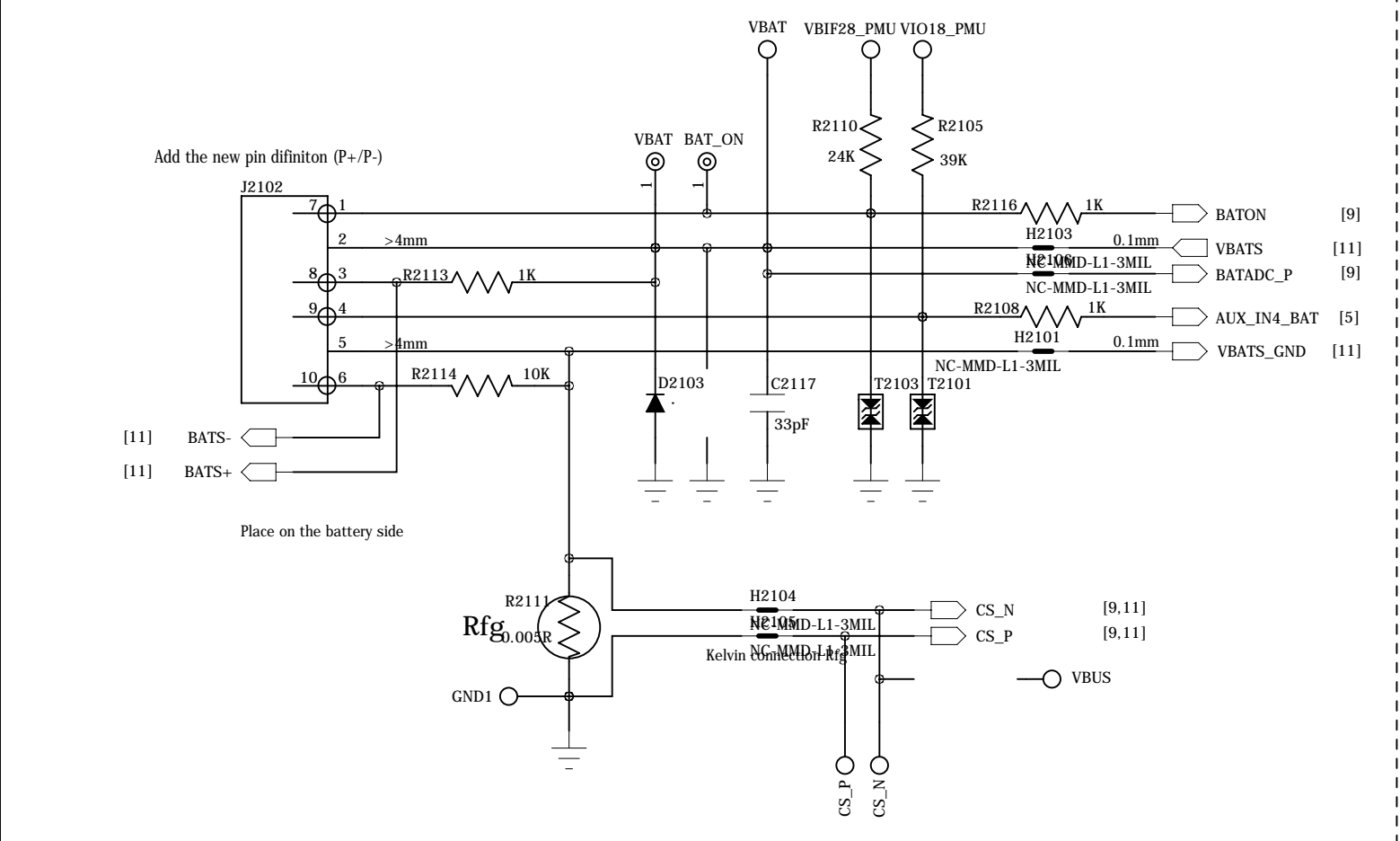
COMPANY: TRANSSION HOLDINGS				MODEL: H772		Modified Date: 2021/10/19	
DRAWN	LJJ/TS	DATED	2019/12/16	TITLE: 20_POWER_MT6365_I		VERSION: V1.1	SHEET: 8 OF 35
CHECKED	<CHECKED>	DATED	< >	Confidentiality	CONFIDENTIAL		

POWER_MT6365_II

REVISION RECORD			
LTR	ECO NO:	APPROVED:	DATE:



BATTERY CONNECTOR



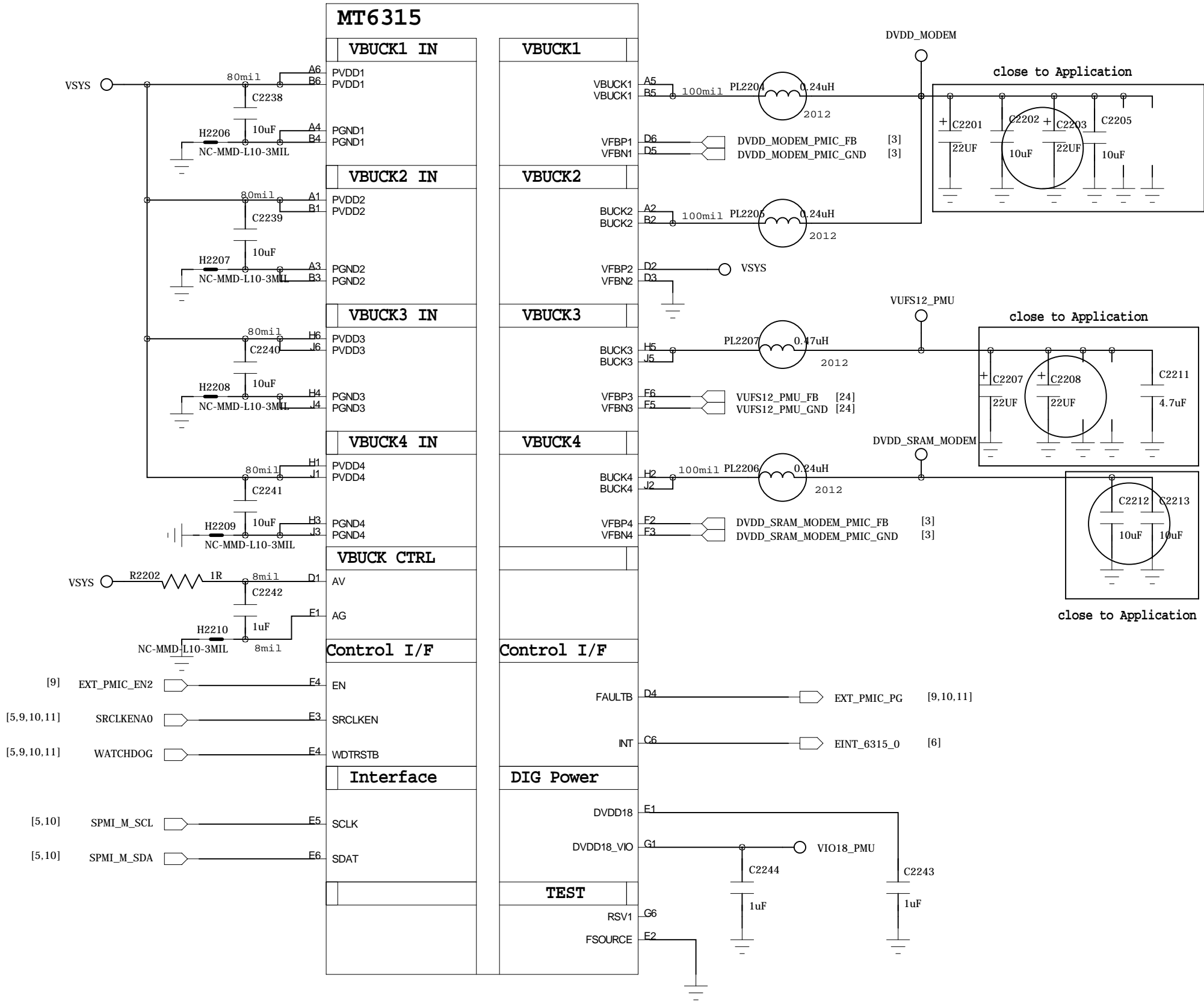
COMPANY: TRANSSION HOLDINGS				MODEL: H772		Modified Date: 2021/10/19	
DRAWN	LJJ/TS	DATED	2019/12/16	TITLE: 21_POWER_MT6365_II		VERSION: V1.1	SHEET: 9 OF 35
CHECKED	<CHECKED>	DATED	< >	Confidentiality	CONFIDENTIAL		

POWER_MT6315

REVISION RECORD			
LTR	ECO NO:	APPROVED:	DATE:

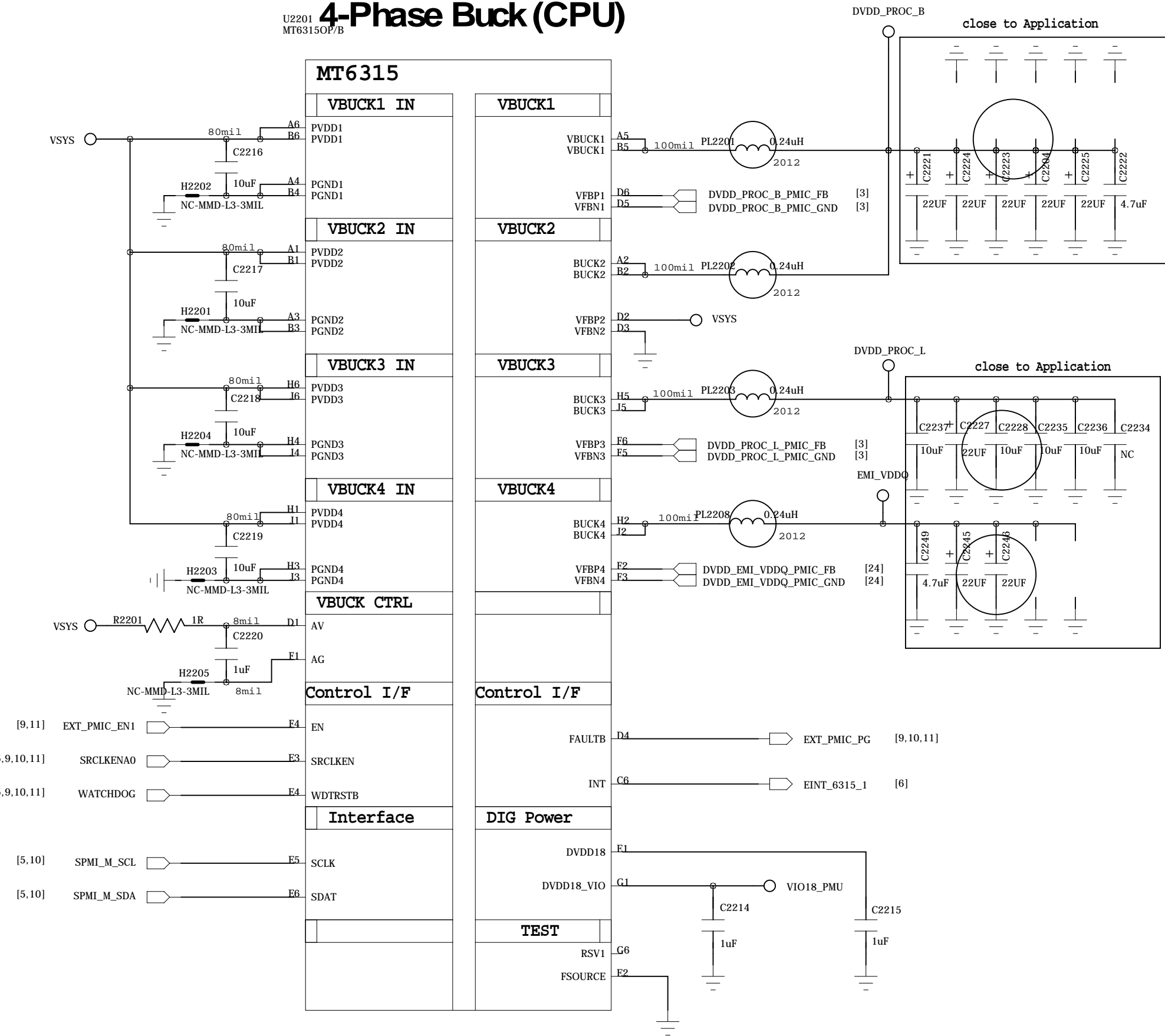
MT6315FP/B
4-Phase Buck (MD)

U2203
MT6315FP/B



MT6315OP/B
4-Phase Buck (CPU)

U2201
MT6315OP/B



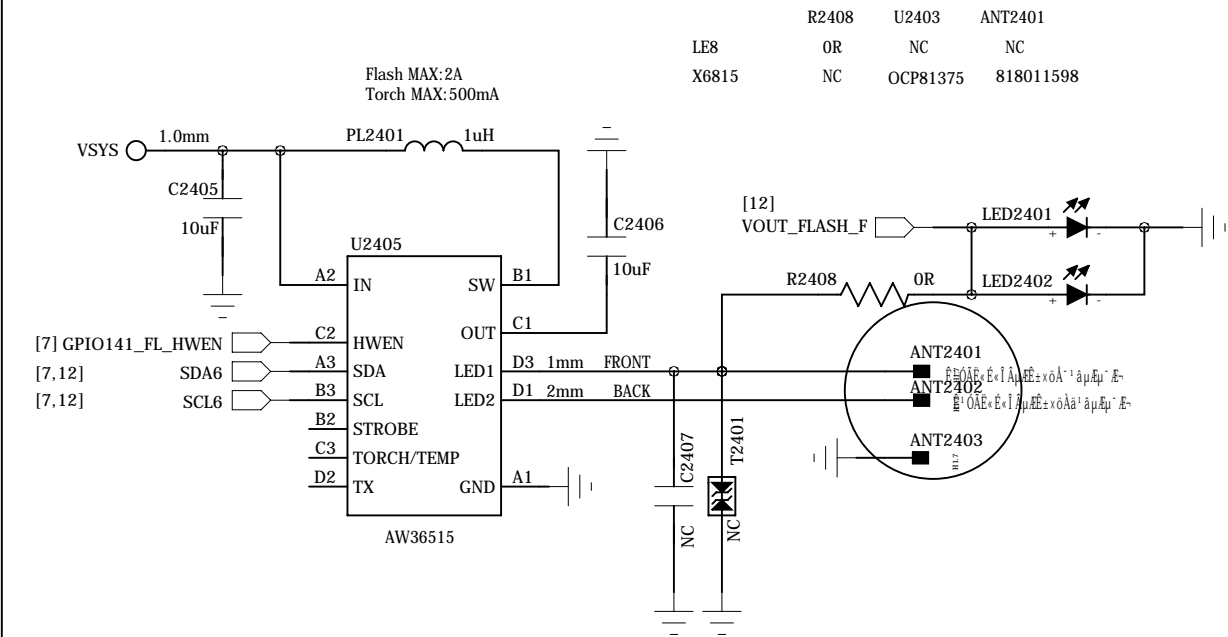
COMPANY: TRANSSION HOLDINGS				MODEL: H772		Modified Date: 2021/10/19	
DRAWN	LJJ/TS	DATED	2019/12/16	TITLE: 22_POWER_MT6315		VERSION: V1.1	SHEET: 10 OF 35
CHECKED	<CHECKED>	DATED	< >	Confidentiality	CONFIDENTIAL		

MT6360RP/A FOR LP4
MT6360VP/A FOR LP5

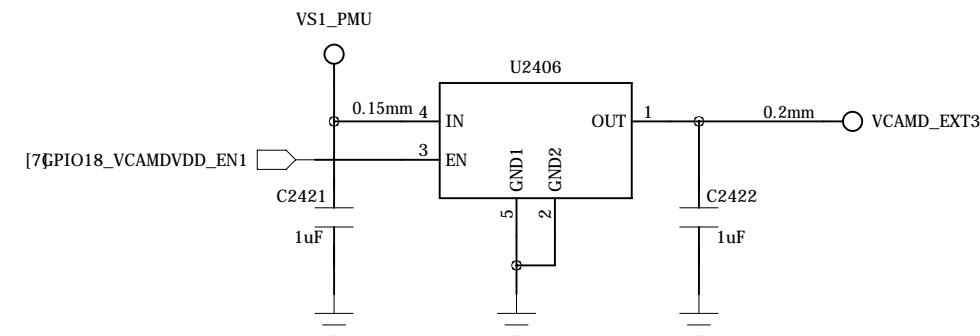
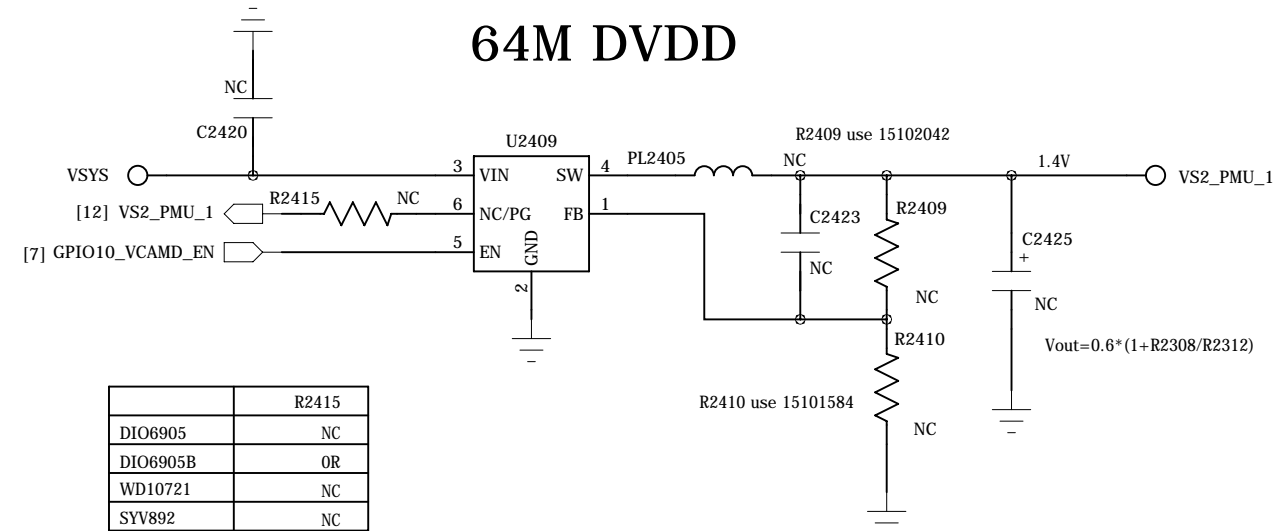
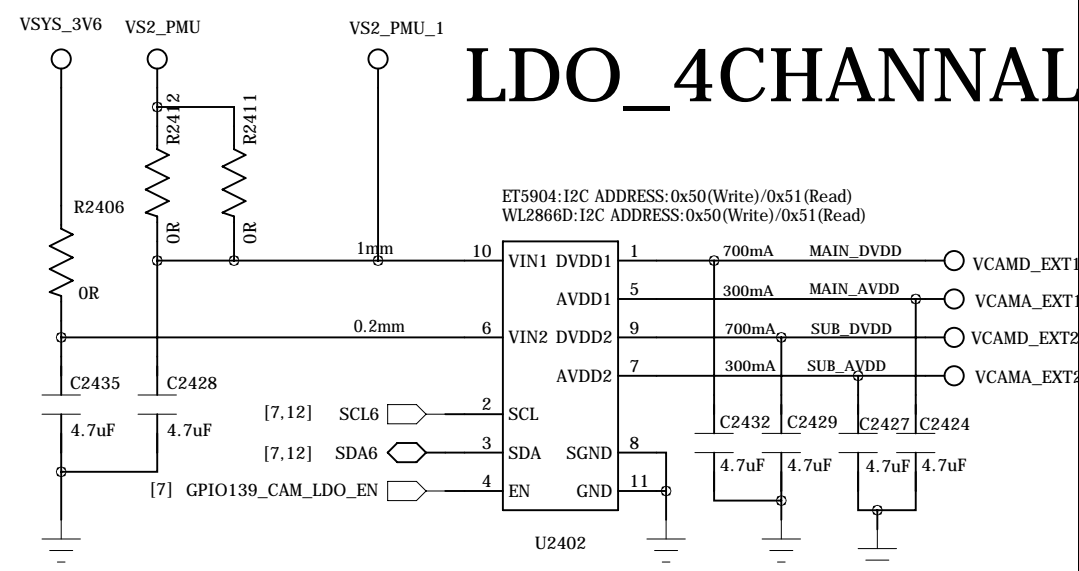
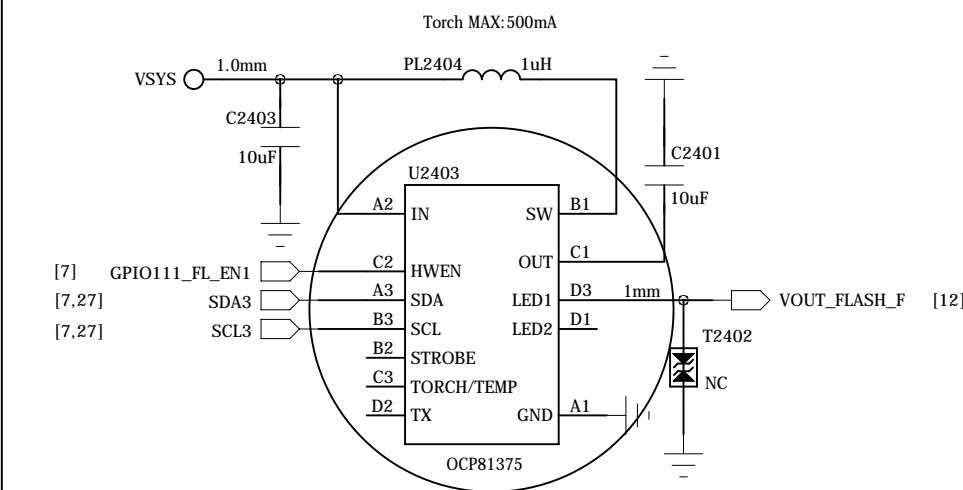
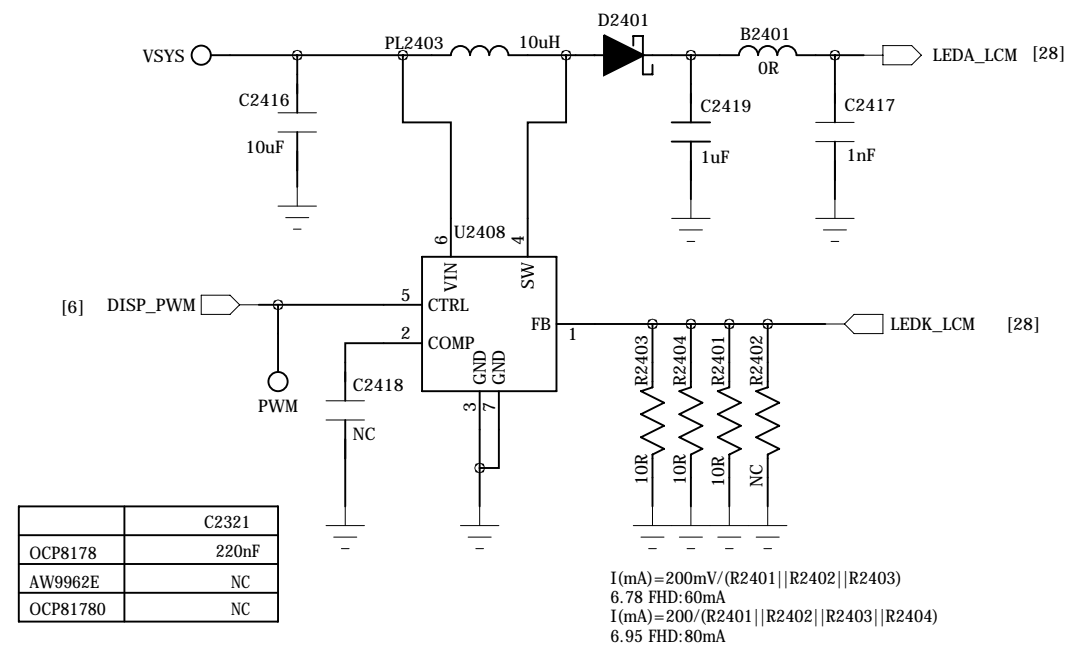
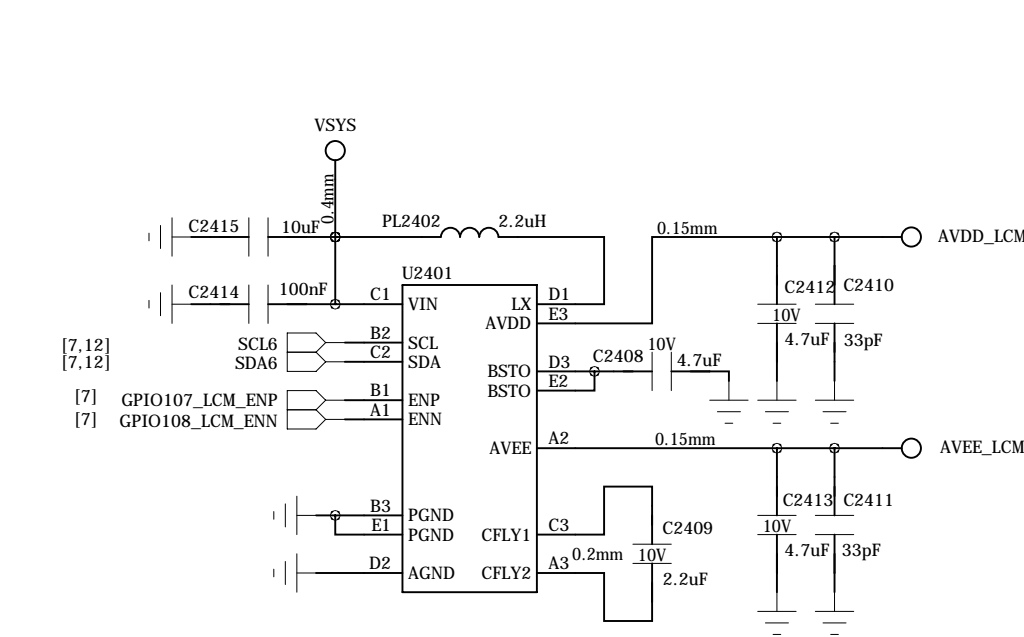
OVP



AW36515:I2C ADDRESS:0xC6(Write)/0xC7(Read)



NT50358ACG/J: I2C ADDRESS: 0x7C(Write)/0x7D(Read)

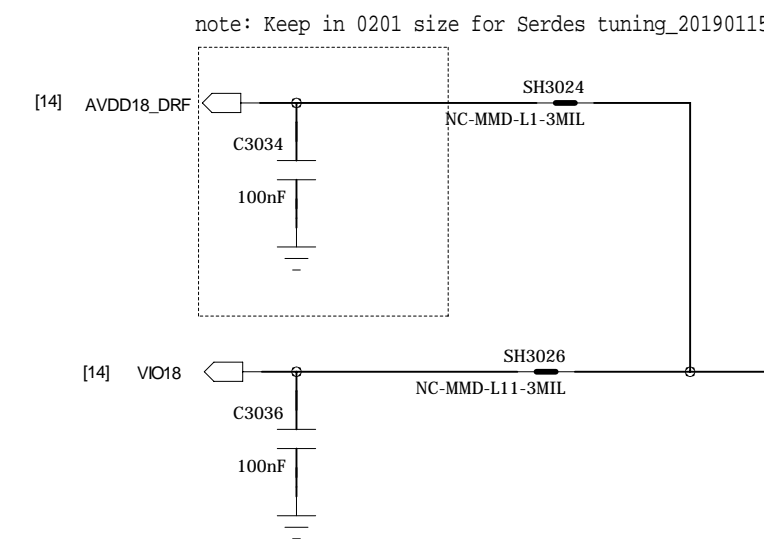
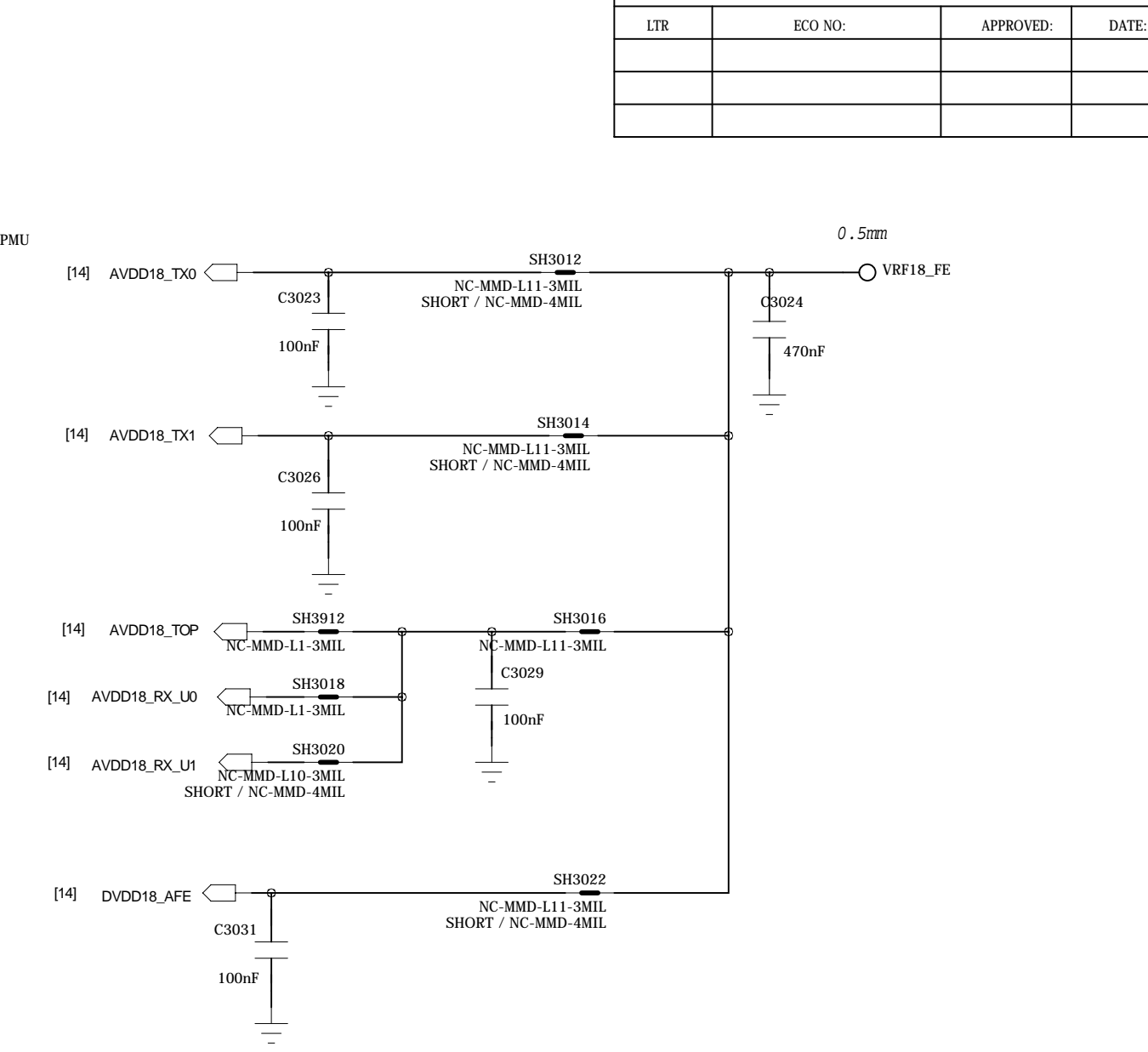
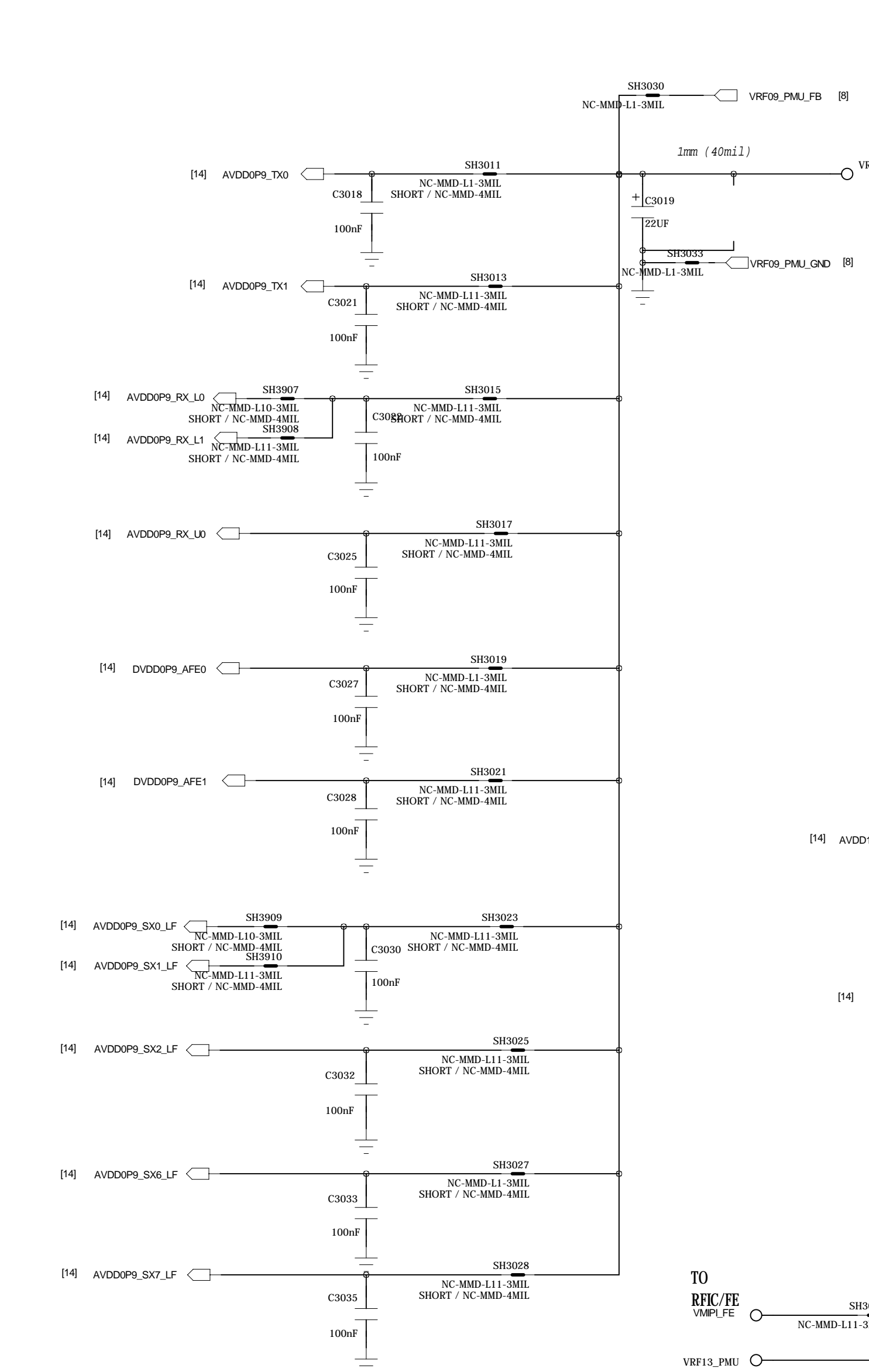
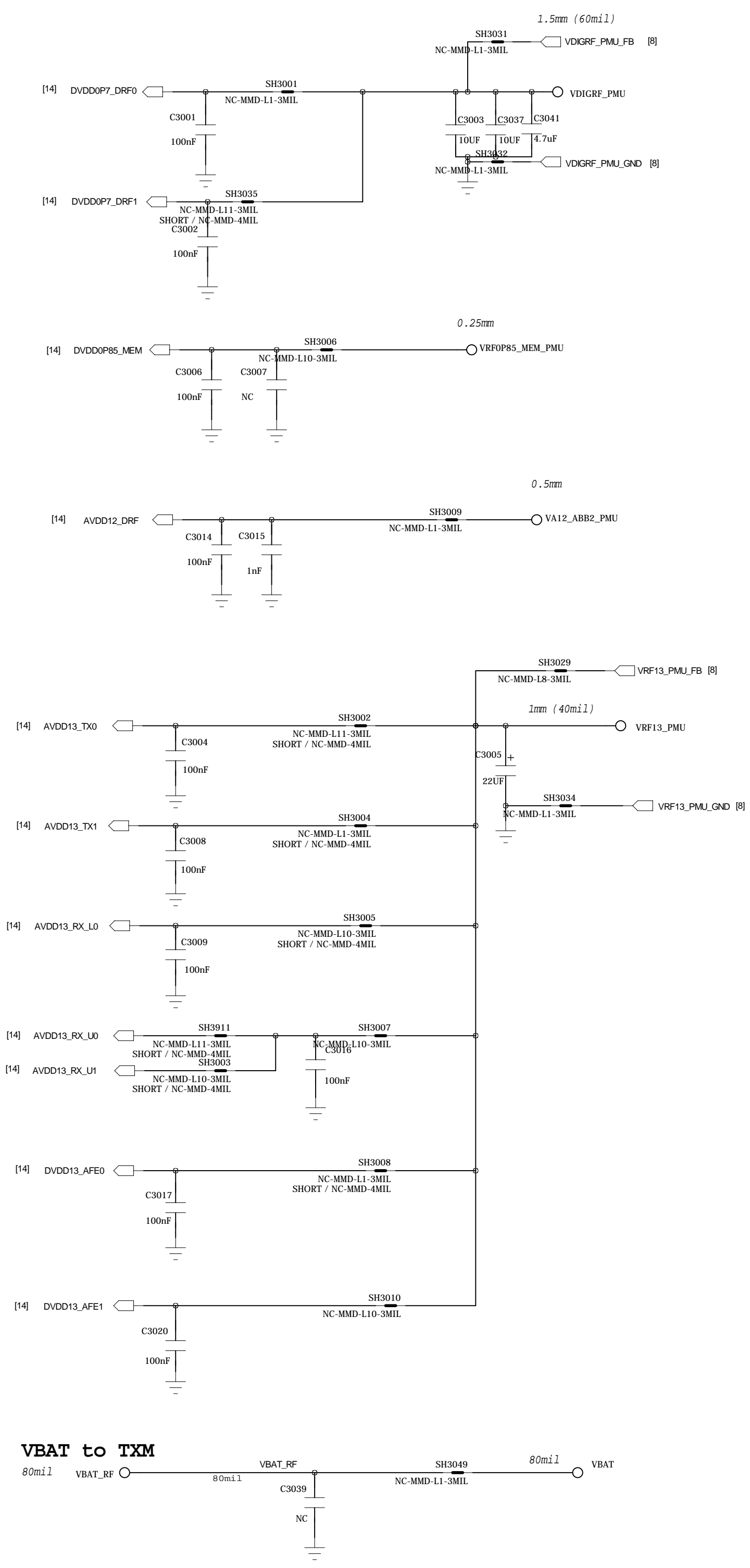


VCAMAF_EXT(2.8V)

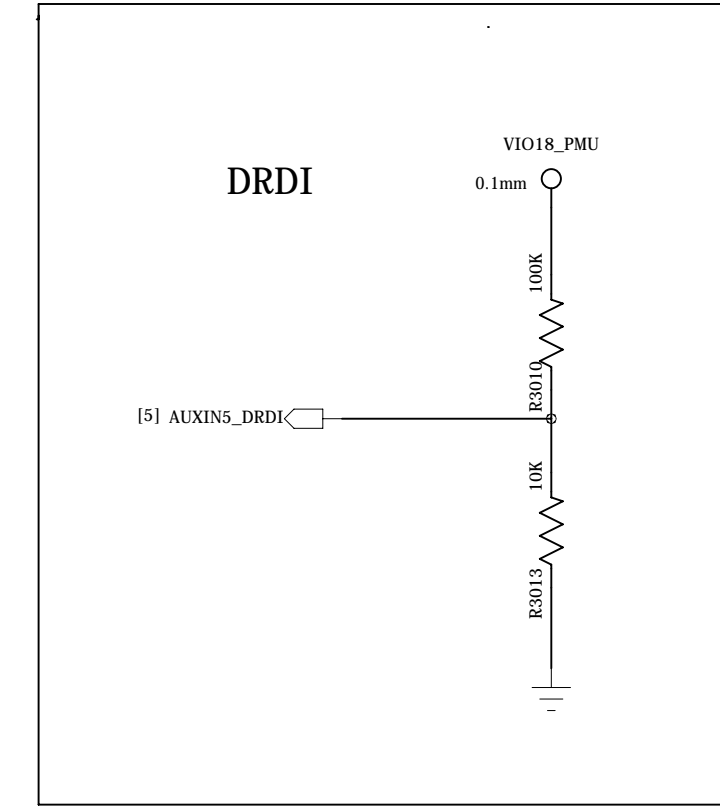
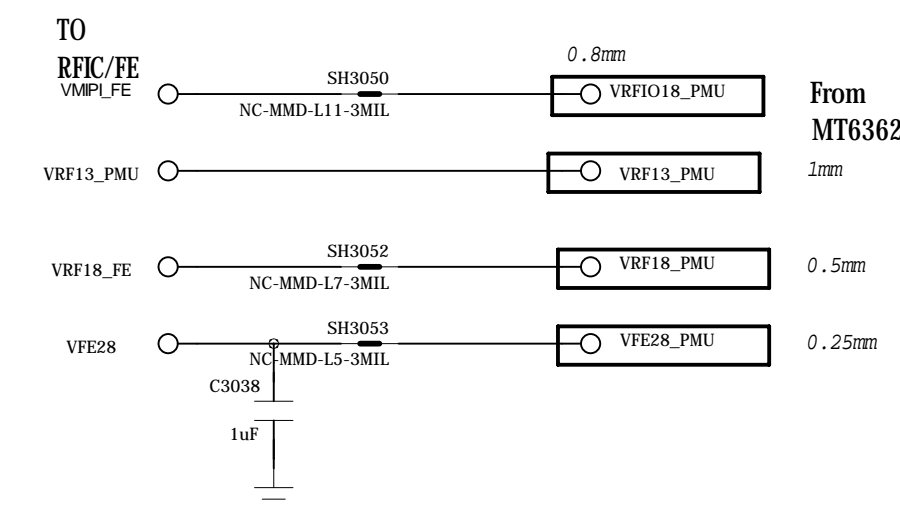
AW86224FCR:I2C ADDRESS:0xB0(Write)/0xB1(Read)

AW86224FCR:I2C ADDRESS:0xB0(Write)/0xB1(Read)

COMPANY: TRANSSION HOLDINGS				MODEL: H772		Modified Date: 2021/10/19	
DRAWN	LJJ/TS	DATED	2019/12/16	TITLE: 24_POWER_THIRD-PARTY		VERSION: V1.1	SHEET: 12 OF 35
CHECKED	<CHECKED>	DATED	< >	Confidentiality	CONFIDENTIAL		

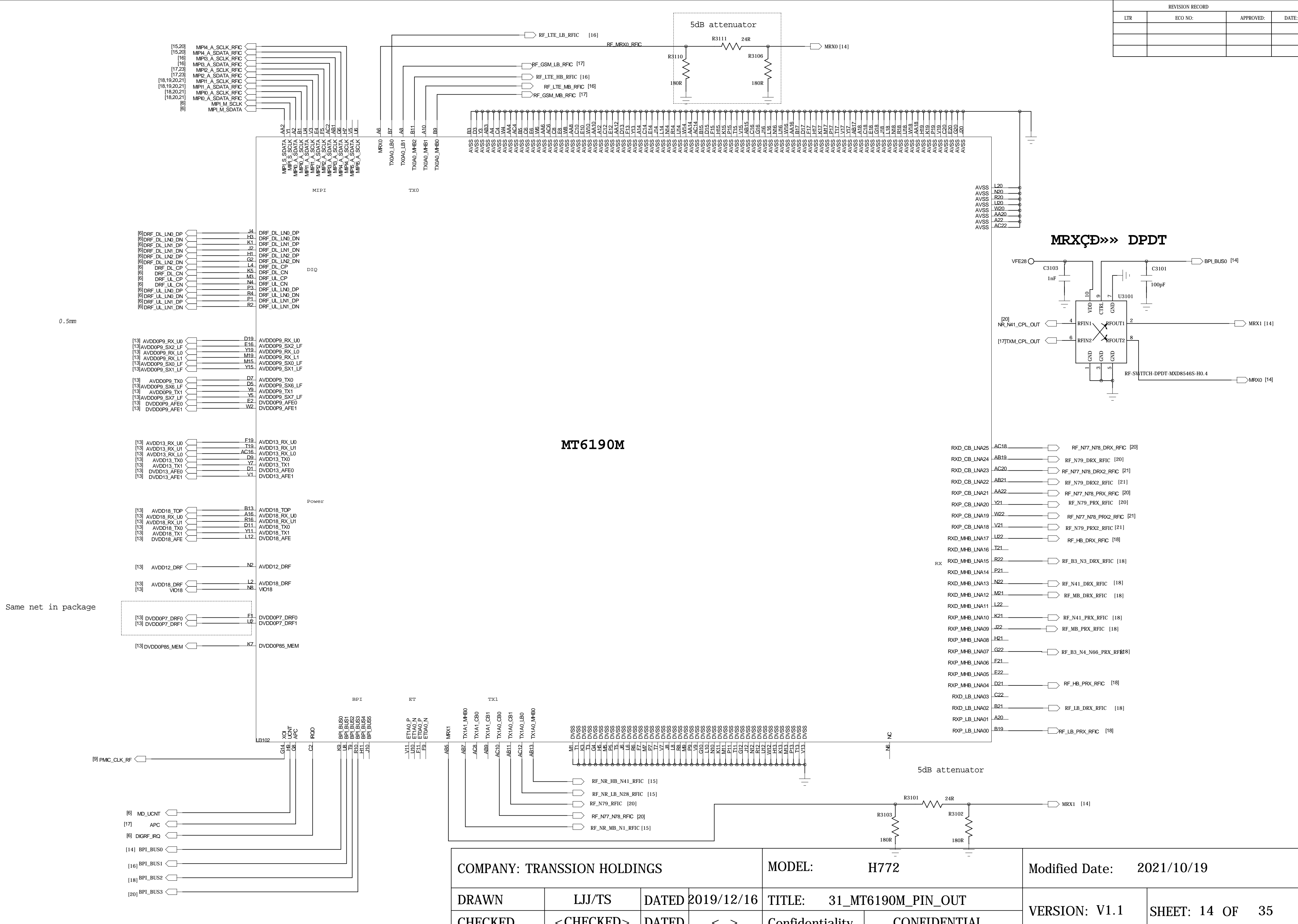


DDR1μC×ê·ÔÀà		
	R3013	R3010
SET0	10K	100K
SET1	20K	100K
SET2	3.3K	10K
SET3	51K	100K
SET4	24K	30K
SET5	100K	82K
SET6	210K	100K
SET7	100K	27K




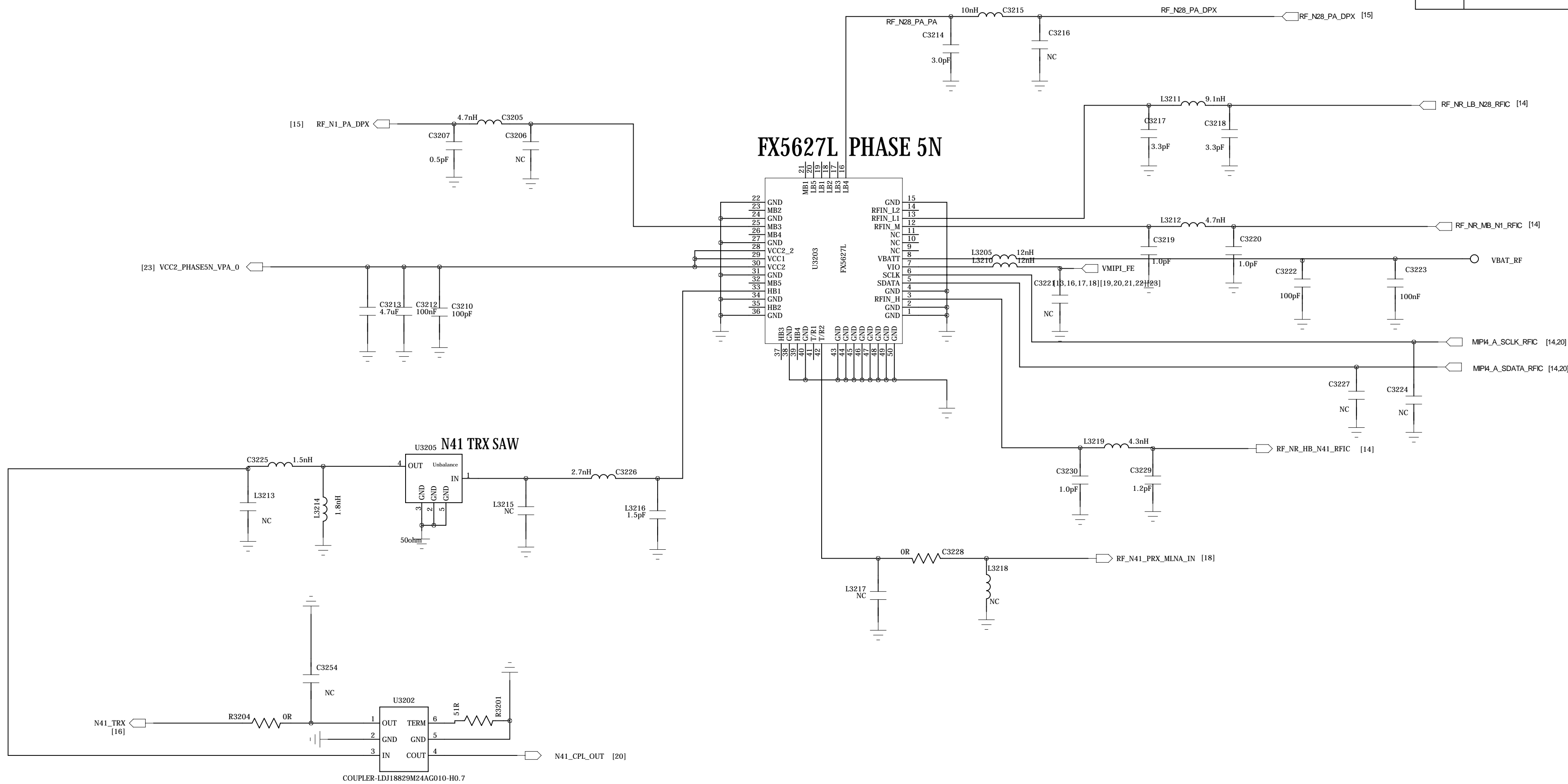
COMPANY: TRANSSION HOLDINGS				MODEL: H772		Modified Date: 2021/10/19	
DRAWN	LJJ/TS	DATED	2019/12/16	TITLE: 30_MT6190M_PWR		VERSION: V1.1	SHEET: 13 OF 35
CHECKED	<CHECKED>	DATED	< >	Confidentiality	CONFIDENTIAL		

REVISION RECORD			
LTR	ECO NO:	APPROVED:	DATE:



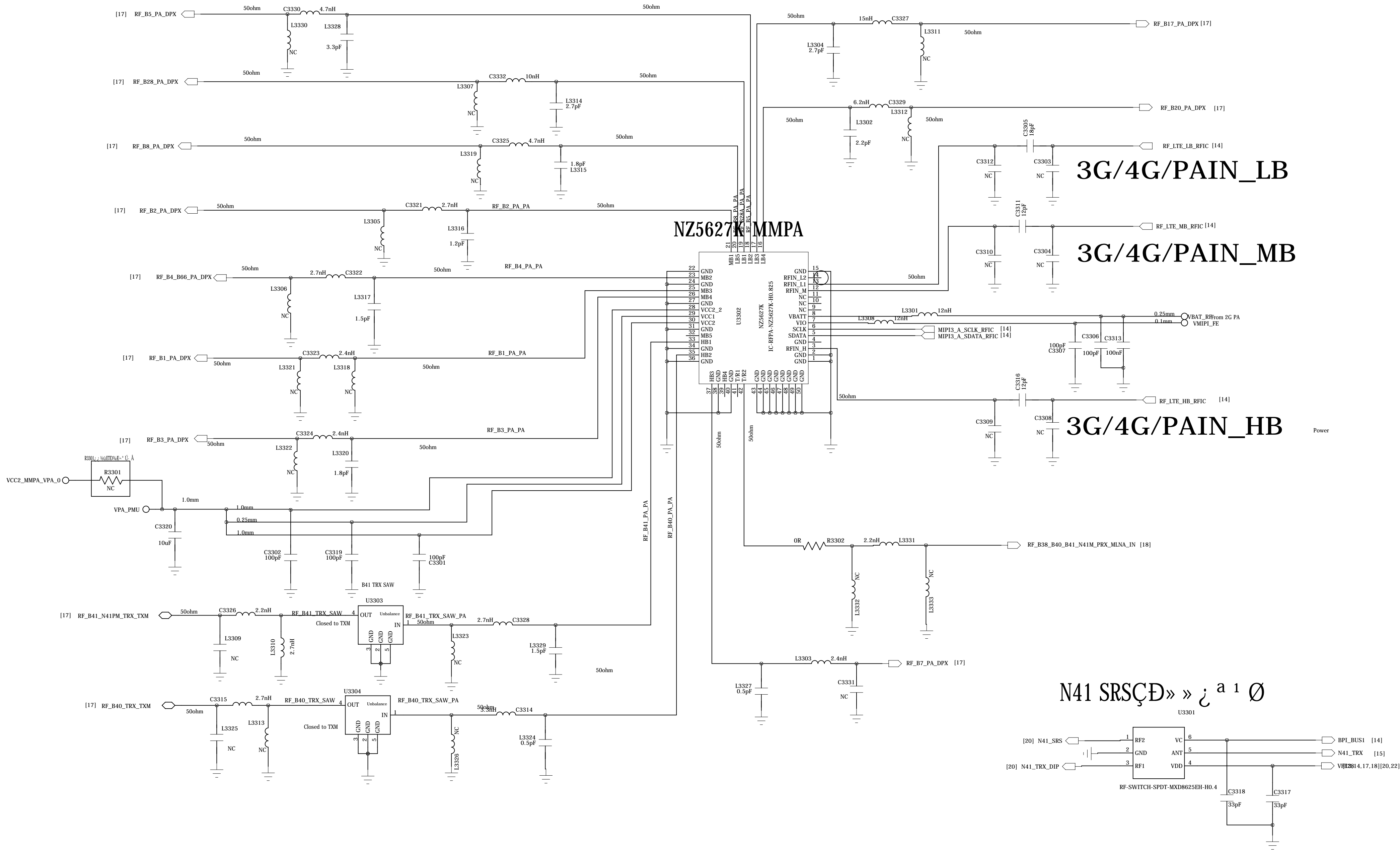
COMPANY: TRANSSION HOLDINGS				MODEL: H772		Modified Date: 2021/10/19	
DRAWN	LJJ/TS	DATED	2019/12/16	TITLE: 31_MT6190M_PIN_OUT		VERSION: V1.1	SHEET: 14 OF 35
CHECKED	<CHECKED>	DATED	< >	Confidentiality	CONFIDENTIAL		

REVISION RECORD			
LTR	ECO NO:	APPROVED:	DATE:

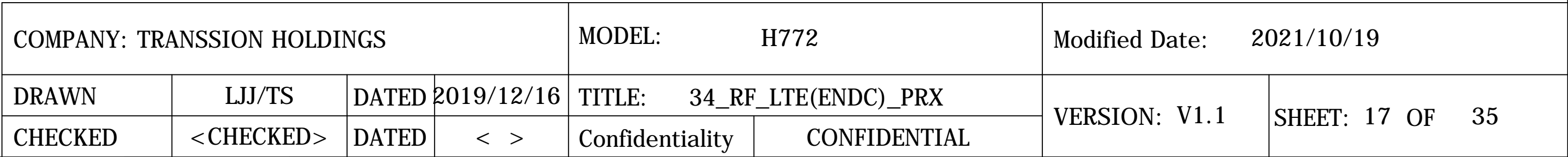


COMPANY: TRANSSION HOLDINGS				MODEL: H772		Modified Date: 2021/10/19	
DRAWN	LJJ/TS	DATED	2019/12/16	TITLE: 32_RF_PHASE_5N_TRX		VERSION: V1.1	SHEET: 15 OF 35
CHECKED	<CHECKED>	DATED	< >	Confidentiality	CONFIDENTIAL		

REVISION RECORD			
LTR	ECO NO:	APPROVED:	DATE:

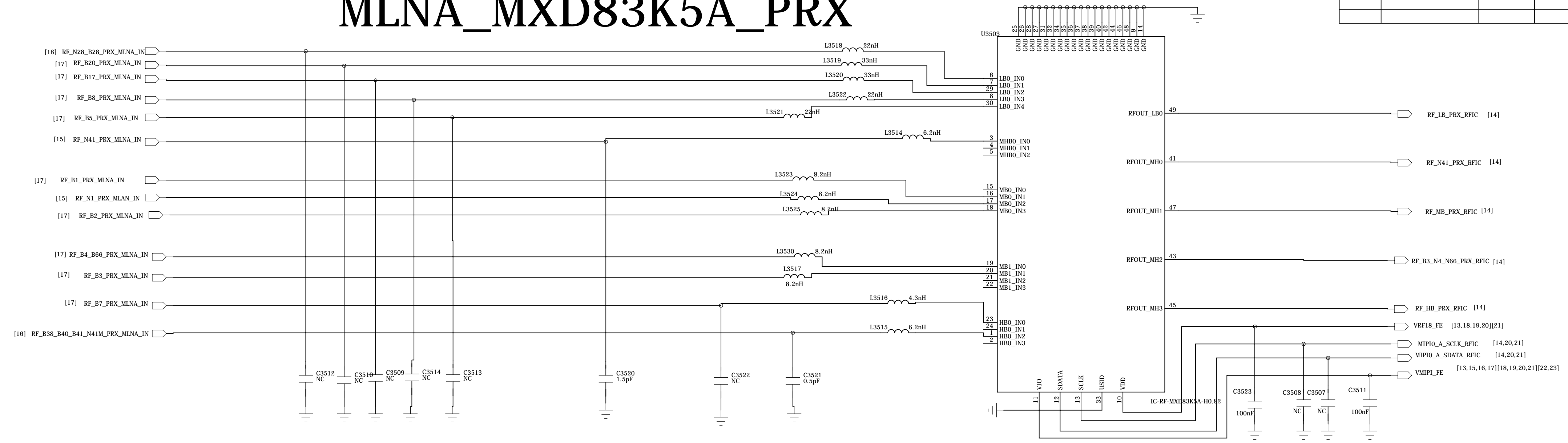


COMPANY: TRANSSION HOLDINGS				MODEL: H772		Modified Date: 2021/10/19	
DRAWN	LJJ/TS	DATED	2019/12/16	TITLE: 33_RF_LTE(ENDC)_TRX		VERSION: V1.1	SHEET: 16 OF 35
CHECKED	<CHECKED>	DATED	< >	Confidentiality	CONFIDENTIAL		

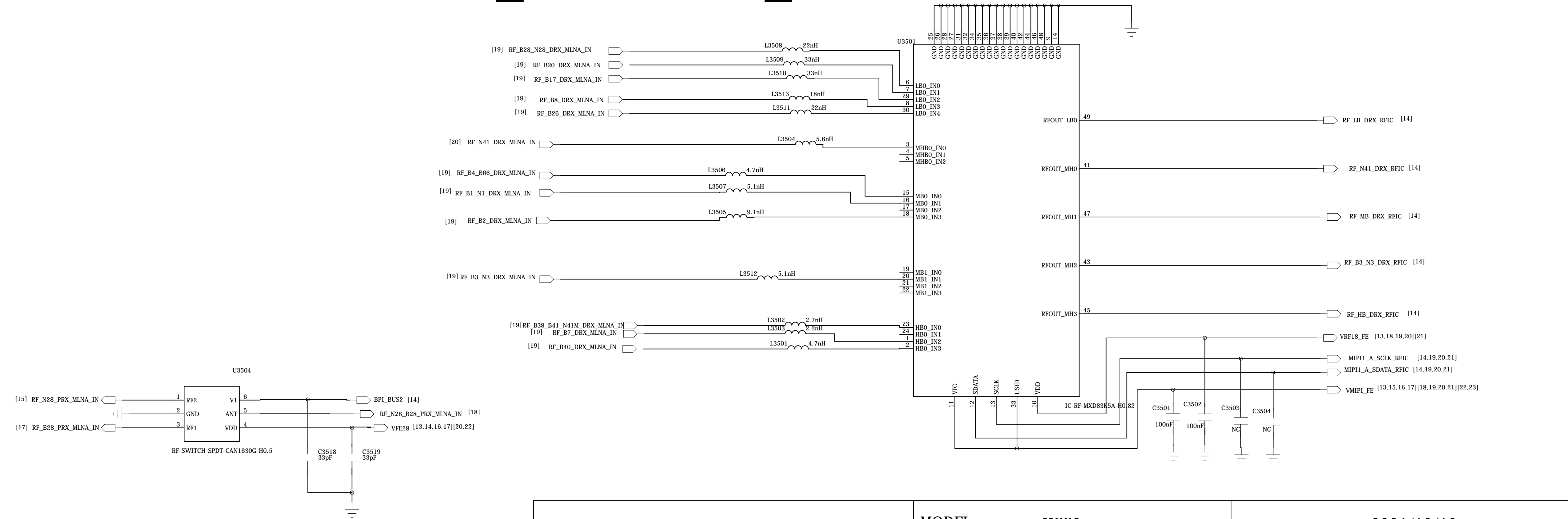


REVISION RECORD			
LTR	ECO NO:	APPROVED:	DATE:

MLNA_MXD83K5A_PRX



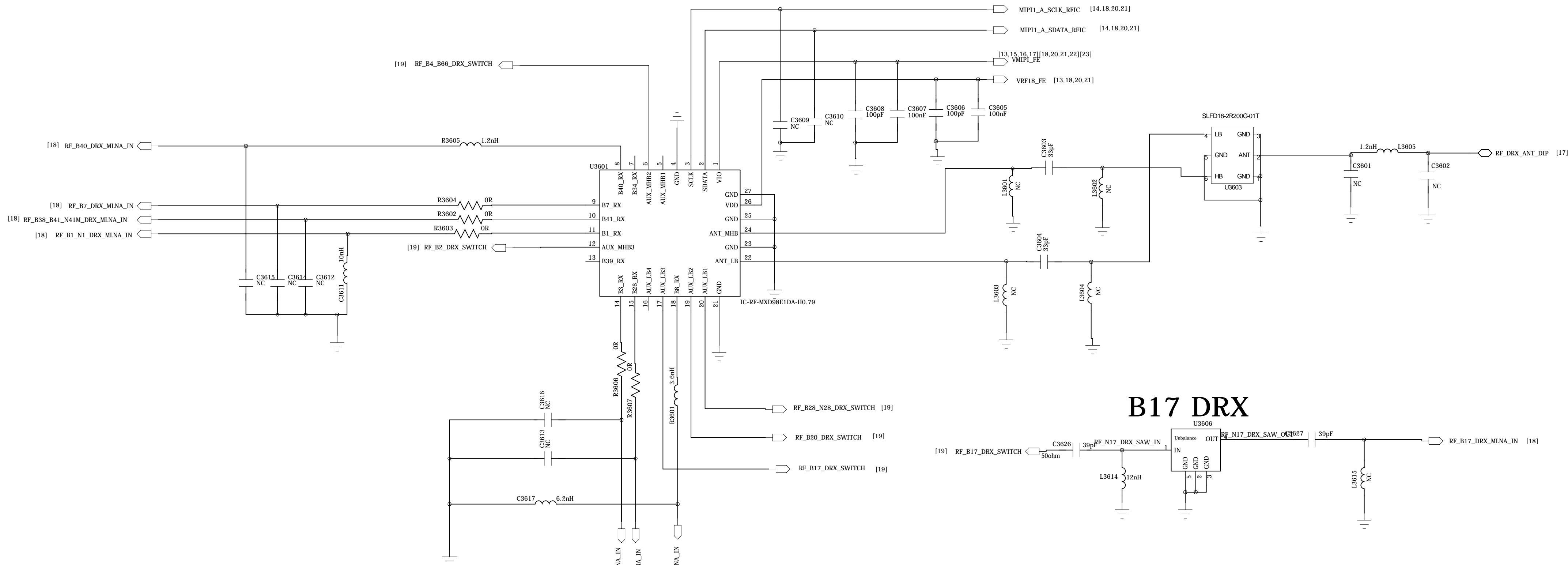
MLNA_MXD83K5A_DRX



COMPANY: TRANSSION HOLDINGS				MODEL: H772		Modified Date: 2021/10/19	
DRAWN	LJJ/TS	DATED	2019/12/16	TITLE: 35_RF_MLNA_PRX_DRX		VERSION: V1.1	SHEET: 18 OF 35
CHECKED	<CHECKED>	DATED	< >	Confidentiality	CONFIDENTIAL		

REVISION RECORD			
LTR	ECO NO:	APPROVED:	DATE:

NR_LTE_DIV_FEM_MXD98E1DA



B17 DRX

B20 DRX

B28_N28 DRX

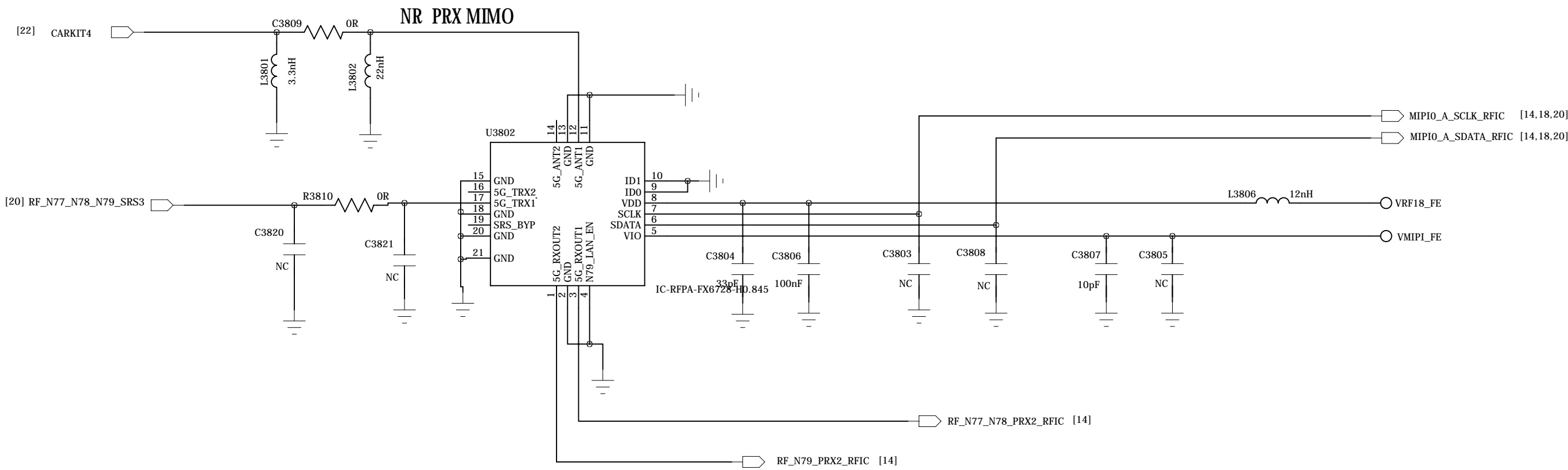
B2 DRX

B4/B66 DRX

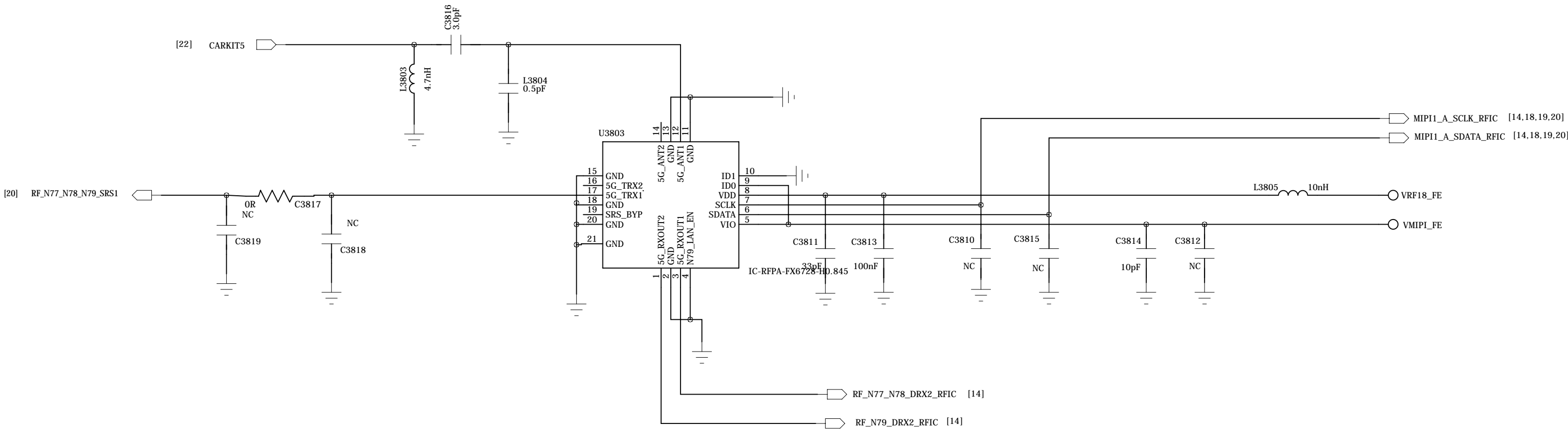
COMPANY: TRANSSION HOLDINGS				MODEL: H772		Modified Date: 2021/10/19	
DRAWN	LJJ/TS	DATED	2019/12/16	TITLE: 36_RF_LMHB_DRX		VERSION: V1.1	SHEET: 19 OF 35
CHECKED	<CHECKED>	DATED	< >	Confidentiality	CONFIDENTIAL		

REVISION RECORD			
LTR	ECO NO:	APPROVED:	DATE:

NR PRX MIMO FX6728



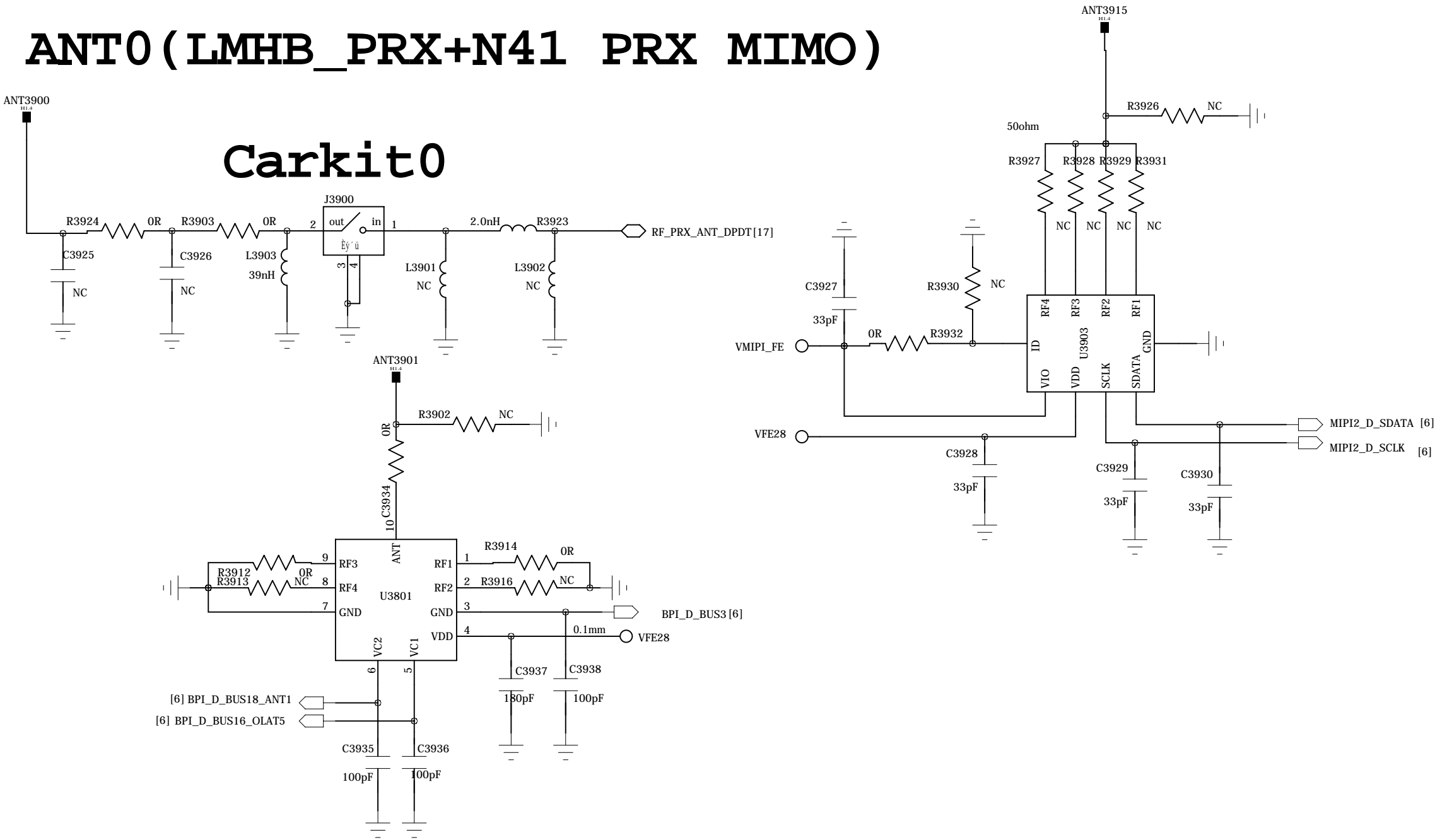
NR DRX MIMO FX6728



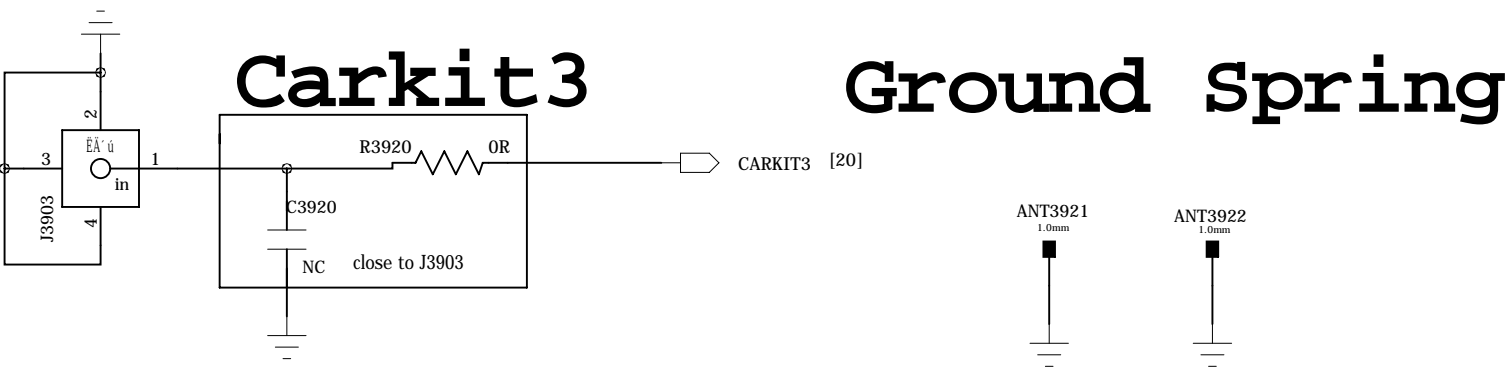
COMPANY: TRANSSION HOLDINGS				MODEL: H772		Modified Date: 2021/10/19	
DRAWN	LJJ/TS	DATED	2019/12/16	TITLE: 38_RF_UHB_CB_MIMO		VERSION: V1.1	SHEET: 21 OF 35
CHECKED	<CHECKED>	DATED	< >	Confidentiality	CONFIDENTIAL		

REVISION RECORD			
LTR	ECO NO:	APPROVED:	DATE:

ANT0(LMHB_PRX+N41 PRX MIMO)

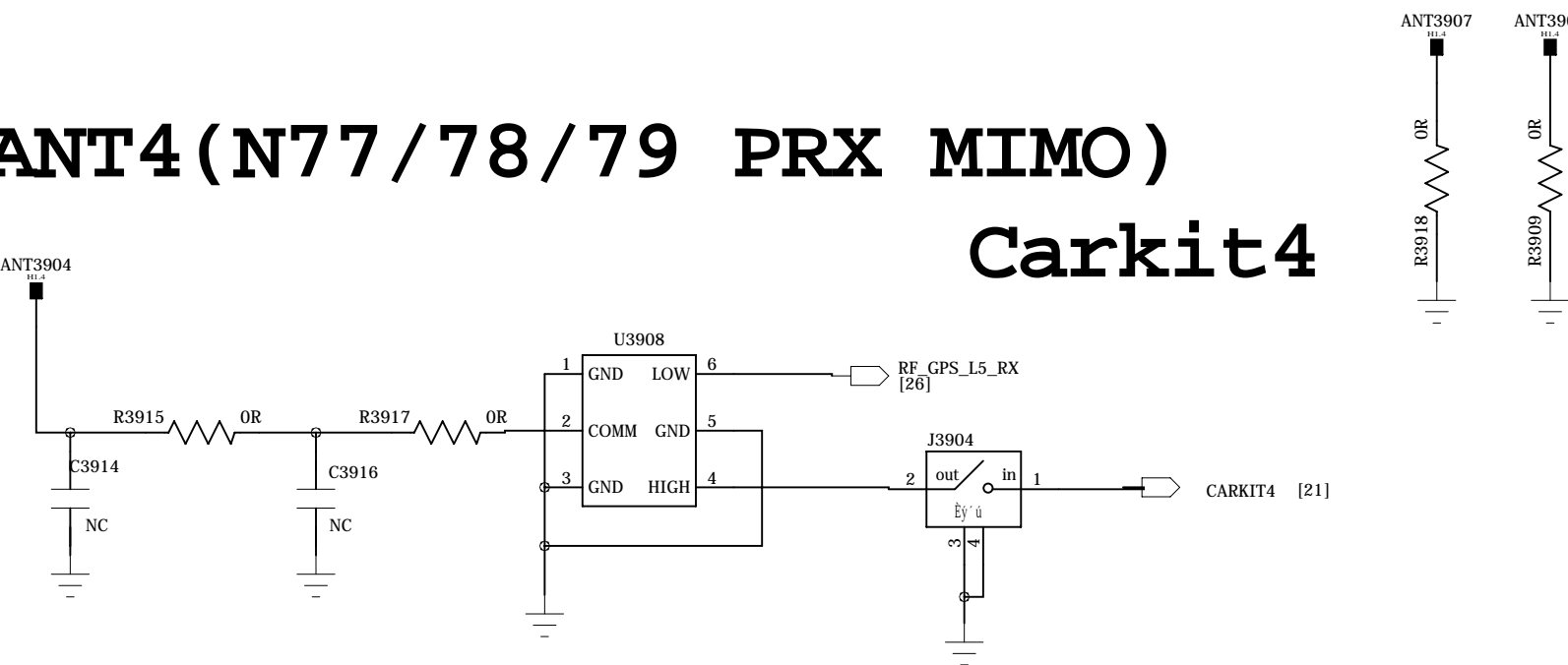


ANT3 N41+N77/78/79 DRX)



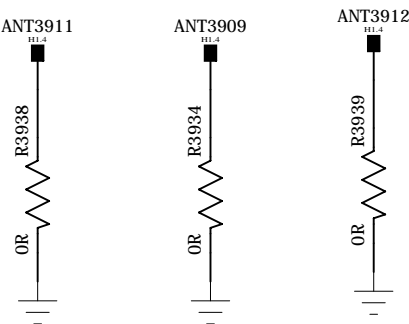
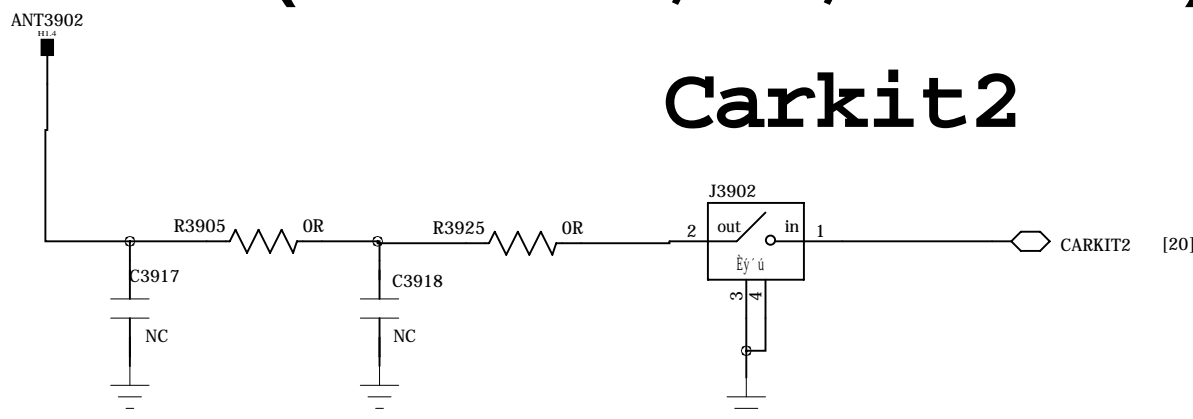
ANT4(N77/78/79 PRX MIMO)

Carkit4



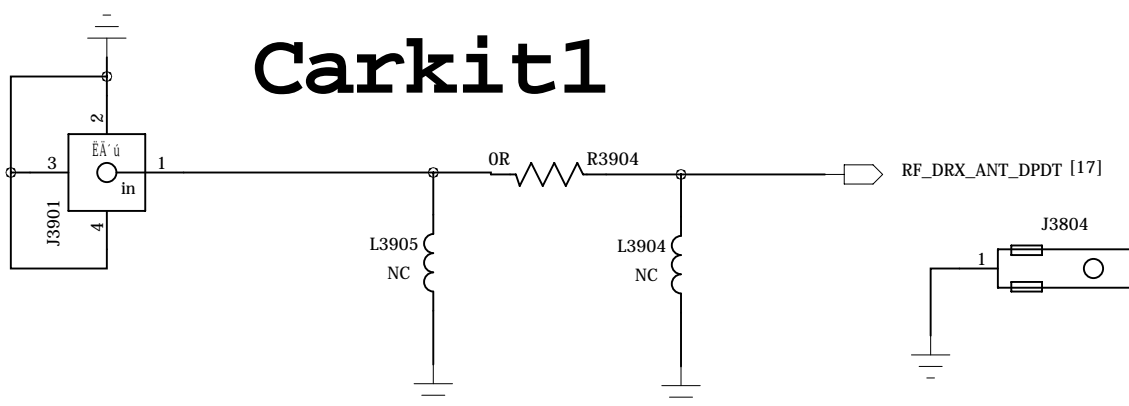
ANT2(N41+N77/78/79 PRX)

Carkit2



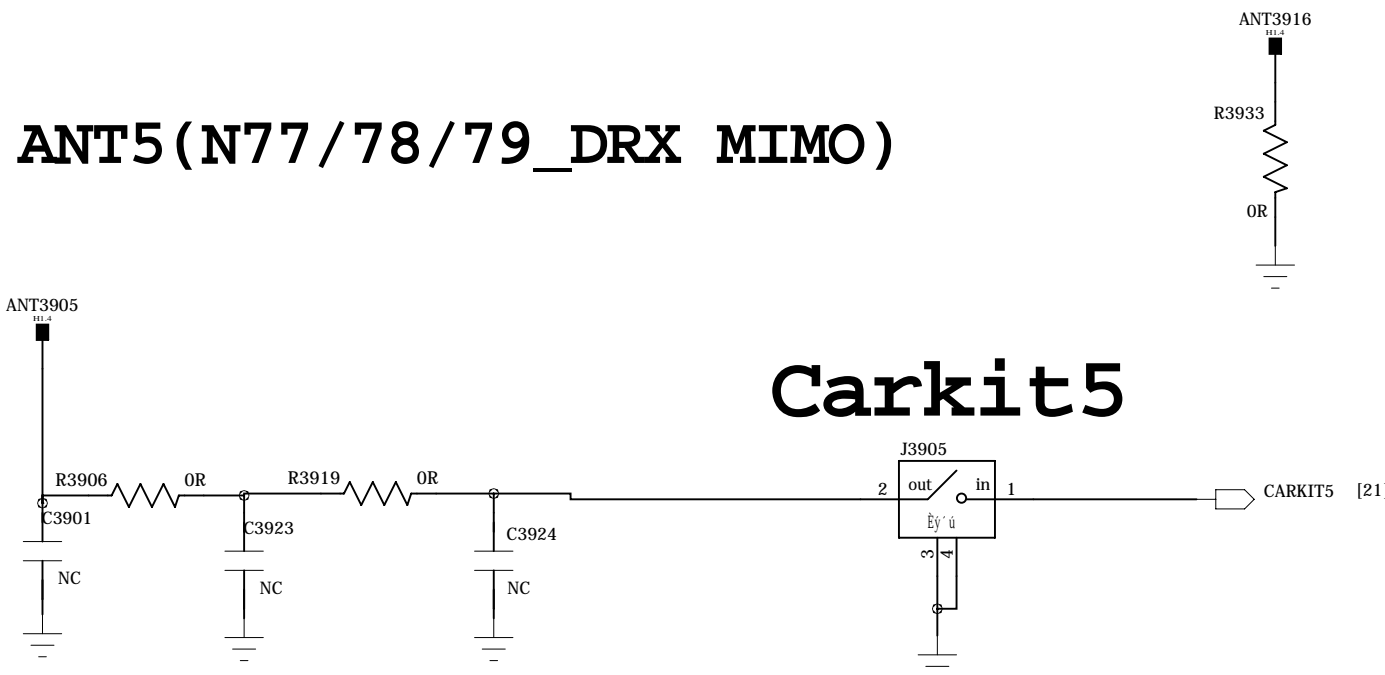
ANT1(LMHB_DRX+N41 DRX MIMO)

Carkit1



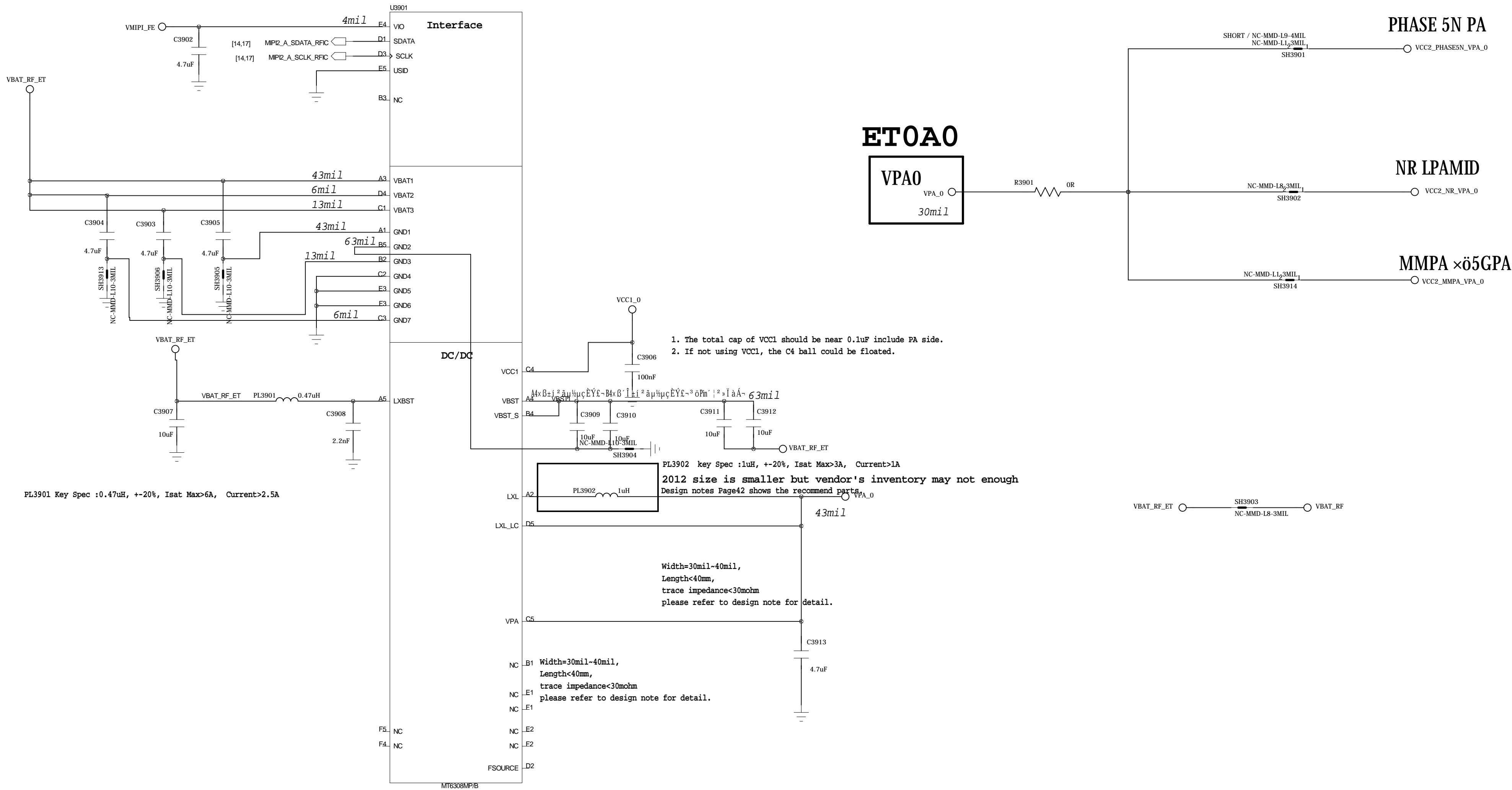
ANT5(N77/78/79_DRX MIMO)

Carkit5



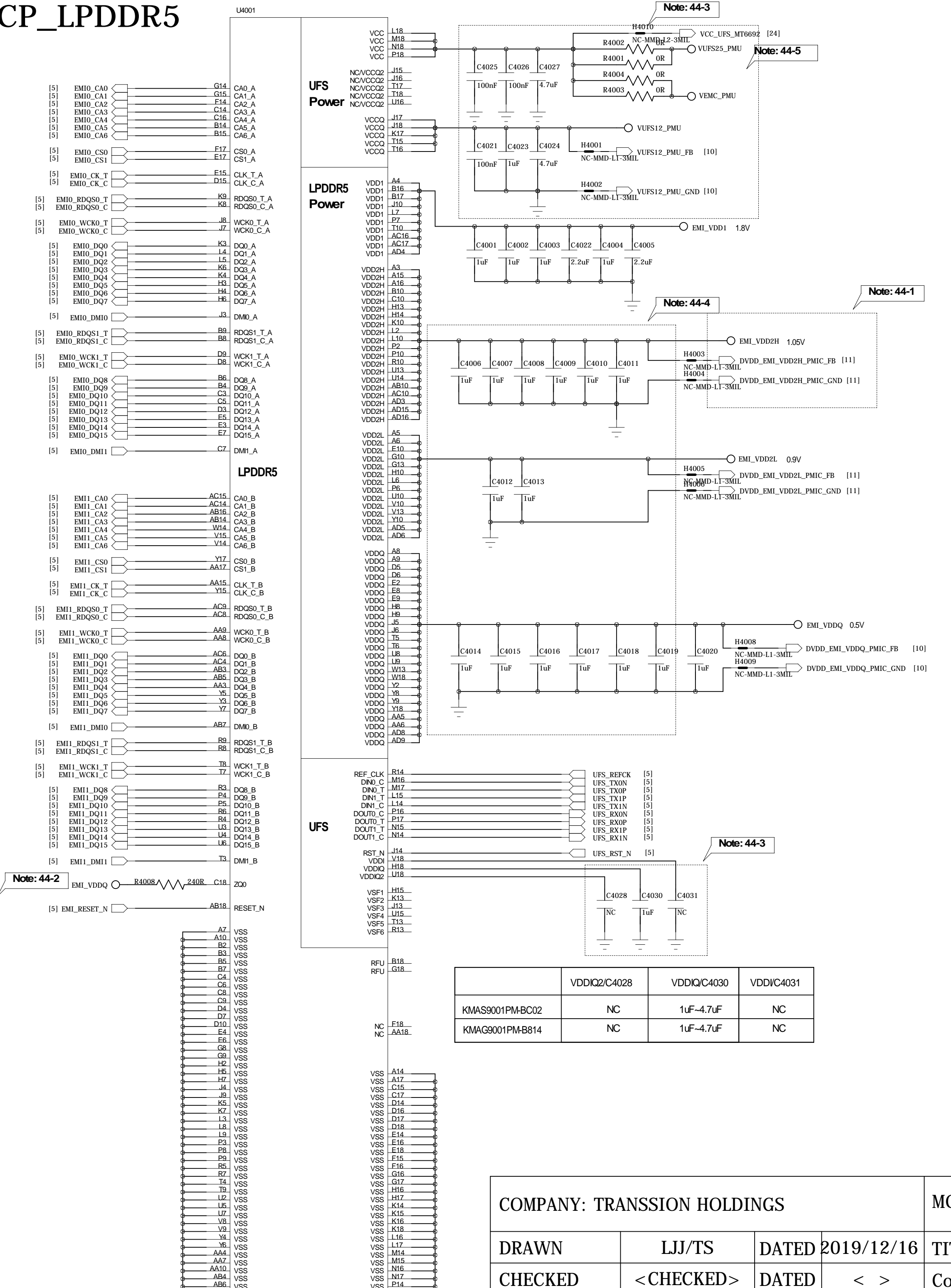
COMPANY: TRANSSION HOLDINGS				MODEL: H772		Modified Date: 2021/10/19	
DRAWN	LJJ/TS	DATED	2019/12/16	TITLE: 39_RF_ANT		VERSION: V1.1	SHEET: 22 OF 35
CHECKED	<CHECKED>	DATED	< >	Confidentiality	CONFIDENTIAL		

REVISION RECORD			
LTR	ECO NO:	APPROVED:	DATE:

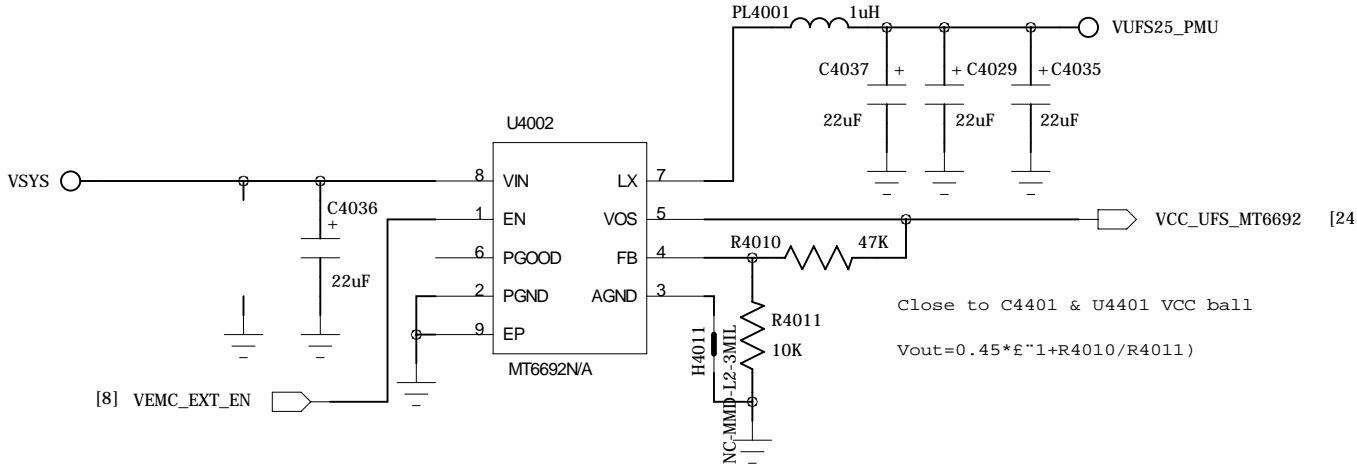


COMPANY: TRANSSION HOLDINGS				MODEL: H772		Modified Date: 2021/10/19	
DRAWN	LJJ/TS	DATED	2019/12/16	TITLE: 39_RF_ET		VERSION: V1.1	SHEET: 23 OF 35
CHECKED	<CHECKED>	DATED	< >	Confidentiality	CONFIDENTIAL		

MEM_uMCP_LPDDR5



External Buck for UFS3.1 VCC (2.5V) :
Maximum current(I_{max}) over 800mA or
AC noise requirement is ; Ó3%



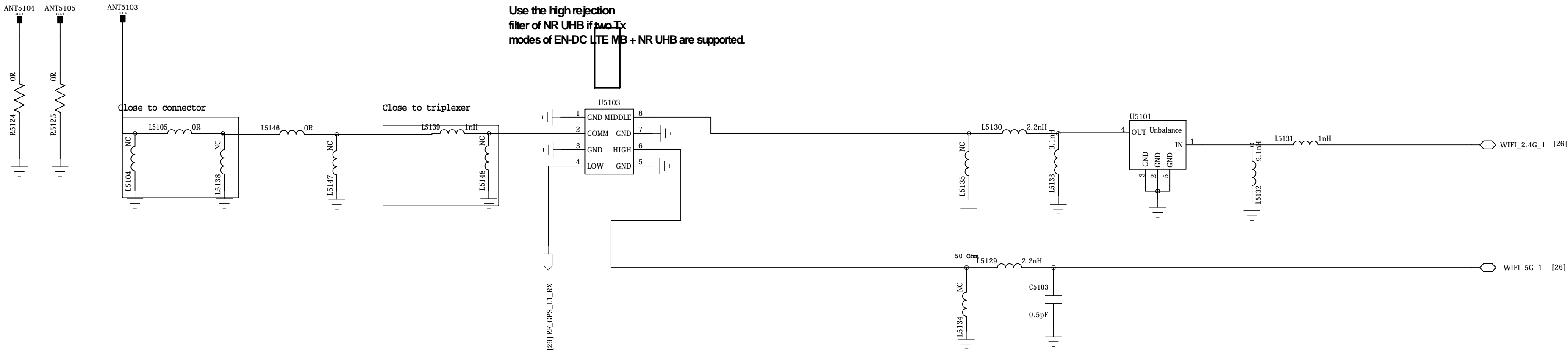
UFS3.1 VCC power	Mount	NC
External power	R4002 R2001 R4009	R4003
Internal power	R4003	R4002 R2001 R4009

Schematic design notice of "44_Memory_UFS_LPDDR5" page.

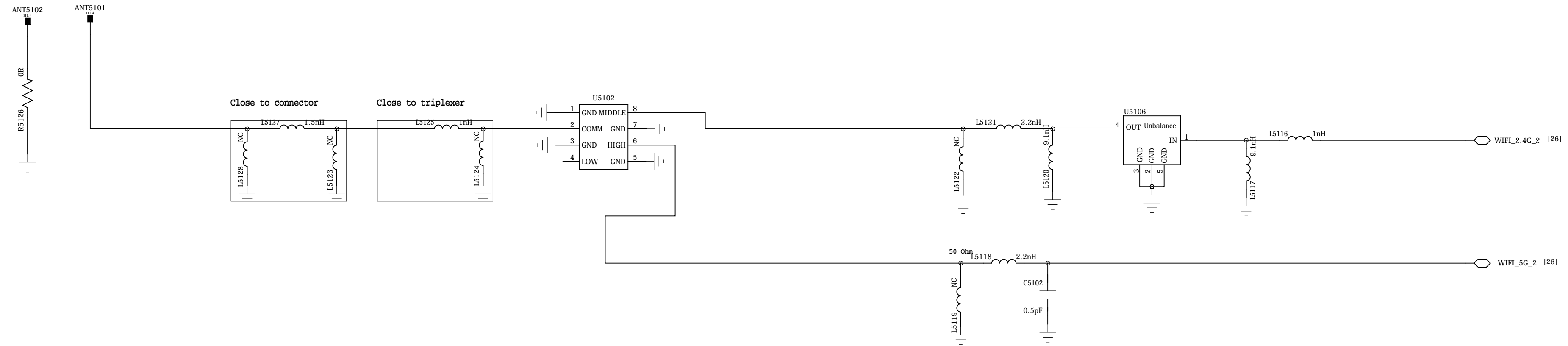
- Note 44-1: Refer to power supply related page to select output voltage properly for LPDDR5
- Note 44-2: DRAM ZQx resistor = 240ohm (1%) that must be connected to VDDQ,
- Note 44-3: Refer to uMCP vendor's datasheet or MTK common design notice to get the recommended bypass cap. value for VCC/VCCQ/VDDI power domains of UFS.
- Note 44-4: VDD2H VDD2L VDDQ decoupling cap.: close to DRAM ball.
For other cap for PMIC [>10uF, at PMIC page]:
please also refer to MMD and layout guide for placement.
- Note 44-5: If UFS device vendor has one of below requirements for VCC(2.5V), please use external buck solution for VCC(2.5V).
(Maximum current (I_{max}) over 800mA or AC noise requirement is ; Ó3%)
Otherwise, We can use MT6365 LDO (VEMC) to support VCC directly.
- Note 44-6: Please confirm the power rails, VCC, VCCQ and VCCQ2, of device are compatible with vendor's datasheet
Normally,
Power rails of UFS2.x are VCC 3.3V and VCCQ2 1.8V
Power rails of UFS3.x are VCC 2.5V and VCCQ 1.2V

COMPANY: TRANSSION HOLDINGS				MODEL: H772		Modified Date: 2021/10/19	
DRAWN	LJJ/TS	DATED	2019/12/16	TITLE: 41_MEMORY_UMCP_LPDDR5		VERSION: V1.1	SHEET: 24 OF 35
CHECKED	<CHECKED>	DATED	< >	Confidentiality	CONFIDENTIAL		

REVISION RECORD			
LTR	ECO NO:	APPROVED:	DATE:



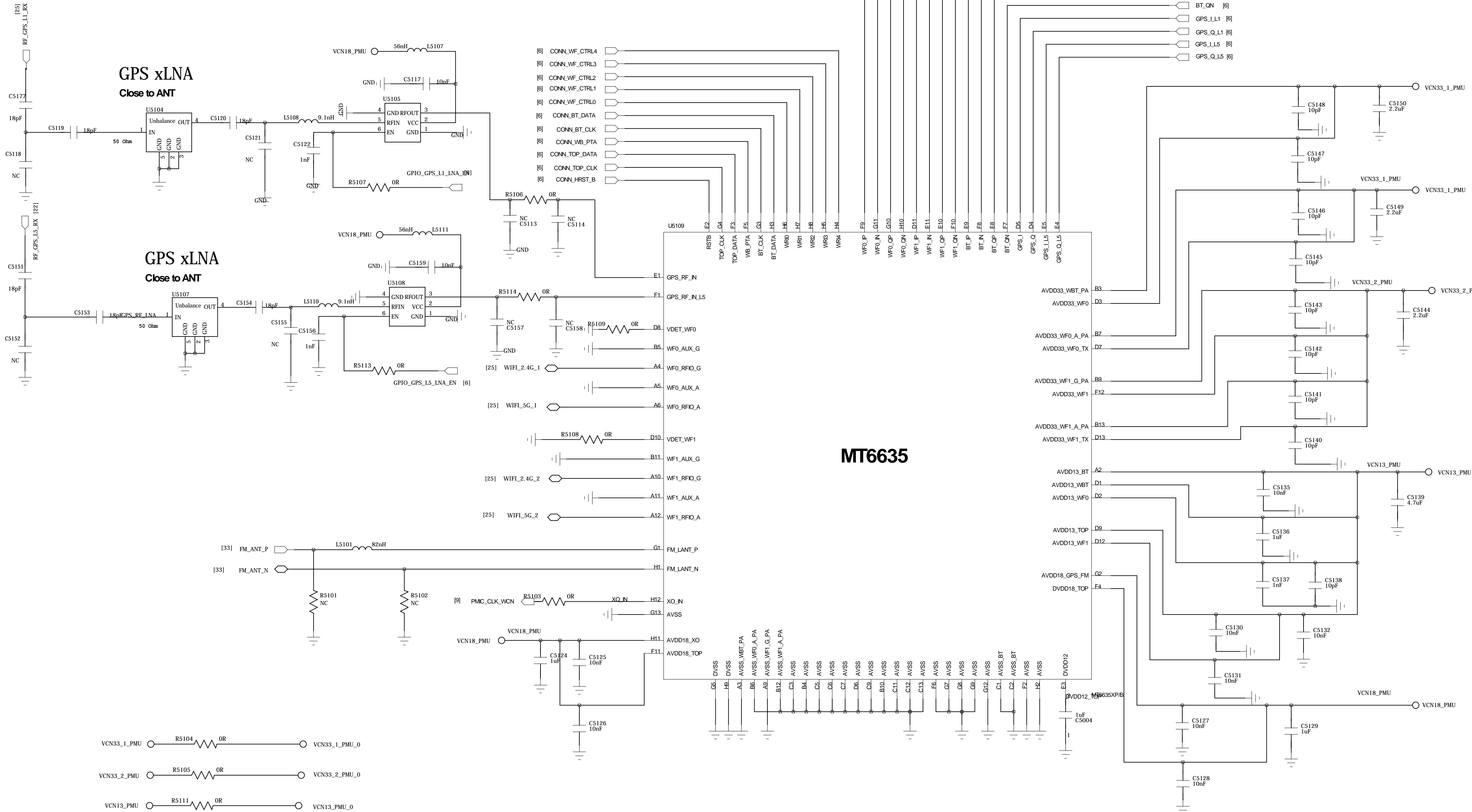
[51]



MT6635 RF front end supports different configurations.
It can be modified depending on different antenna allocated.
For details, refer to "MT6635_Design Notice_v0x".

COMPANY: TRANSSION HOLDINGS				MODEL: H772		Modified Date: 2021/10/19	
DRAWN	LJJ/TS	DATED	2019/12/16	TITLE: 51_CONNECTIVITY_FE		VERSION: V1.1	SHEET: 25 OF 35
CHECKED	<CHECKED>	DATED	< >	Confidentiality	CONFIDENTIAL		

REVISION RECORD			
LTR	ECO NO:	APPROVED:	DATE:

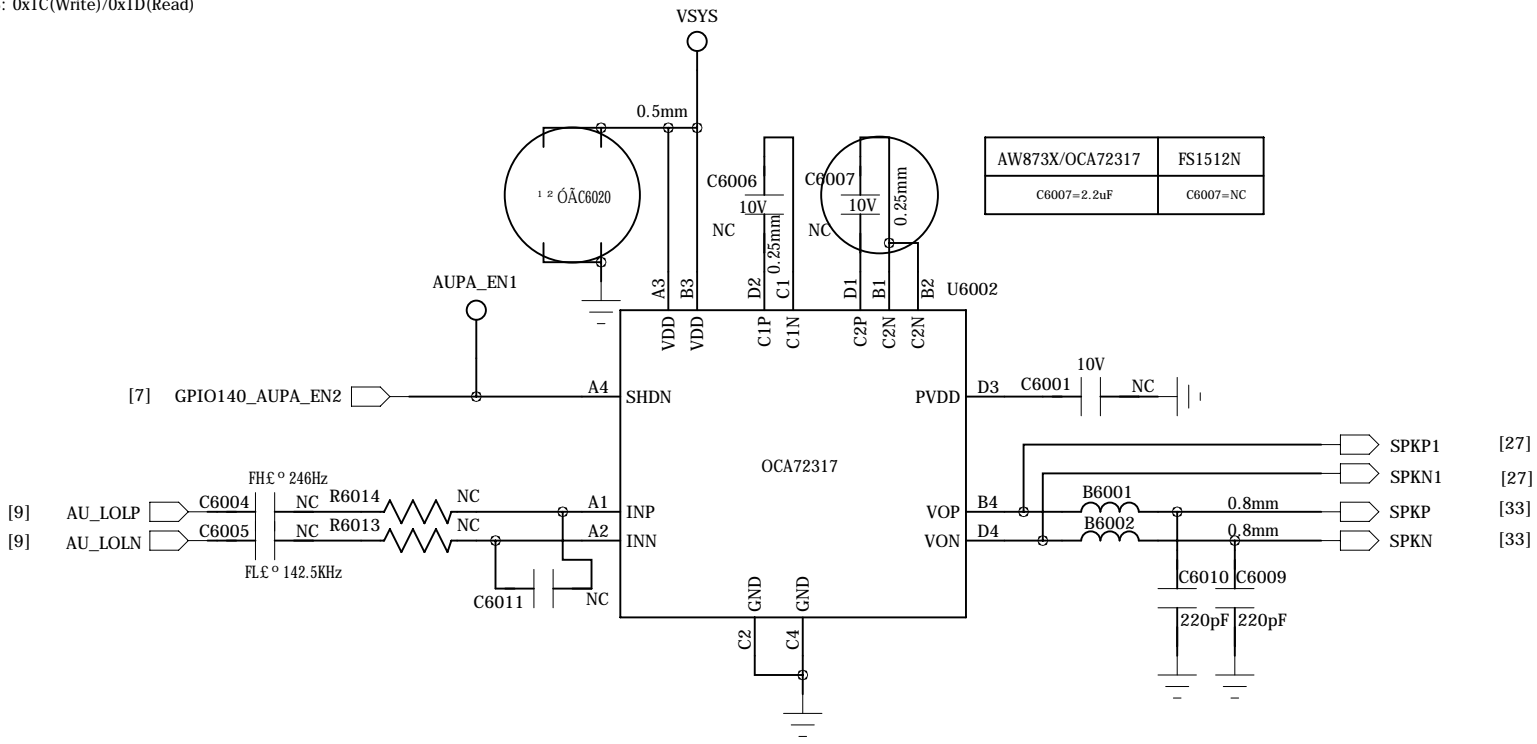


COMPANY: TRANSSION HOLDINGS				MODEL: H772		Modified Date: 2021/10/19	
DRAWN	LJJ/TS	DATED	2019/12/16	TITLE: 51_CONNECTIVITY_MT6635		VERSION: V1.1	SHEET: 26 OF 35
CHECKED	<CHECKED>	DATED	< >	Confidentiality	CONFIDENTIAL		

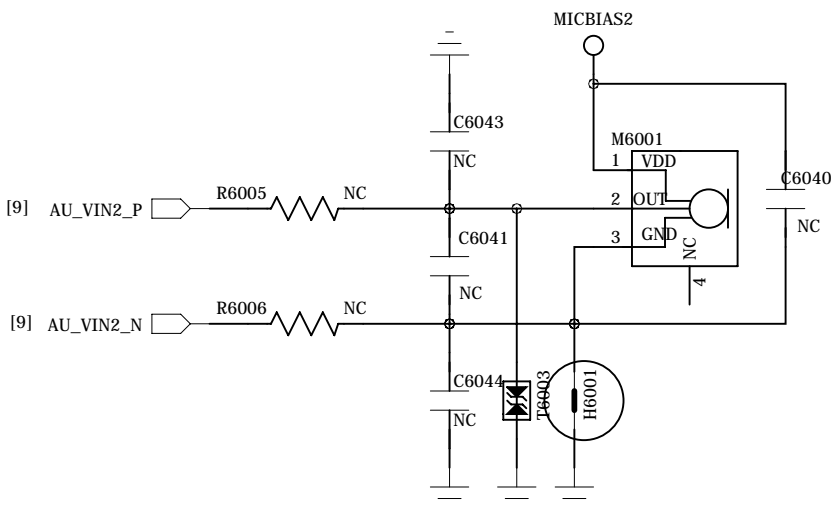
PERI_AUDIO_IO

Audio PA

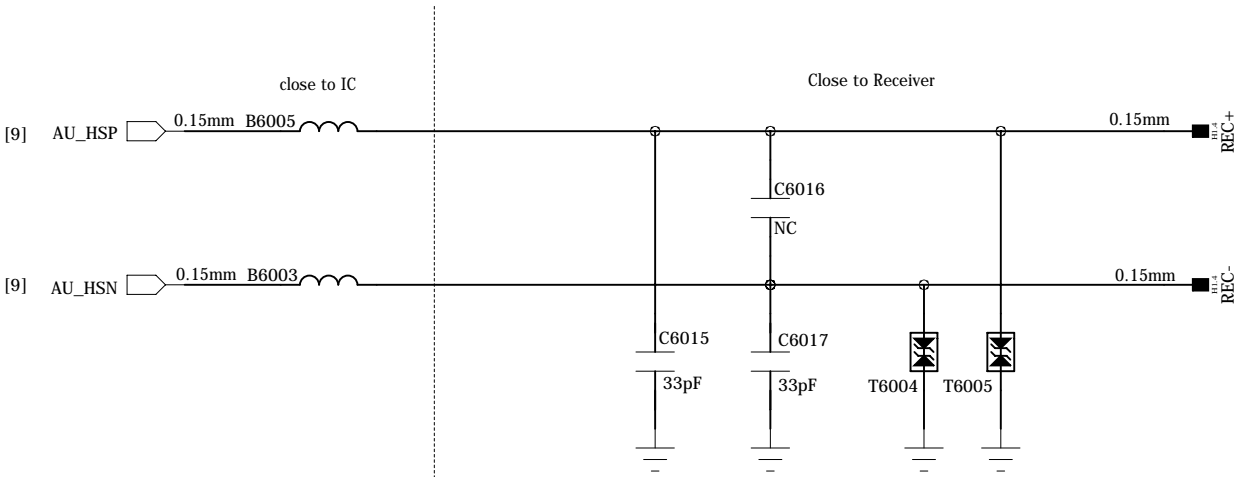
I2C ADDRESS: 0x08(Write)/0x09(Read)
I2C GENERIC ADDRESS: 0x1C(Write)/0x1D(Read)



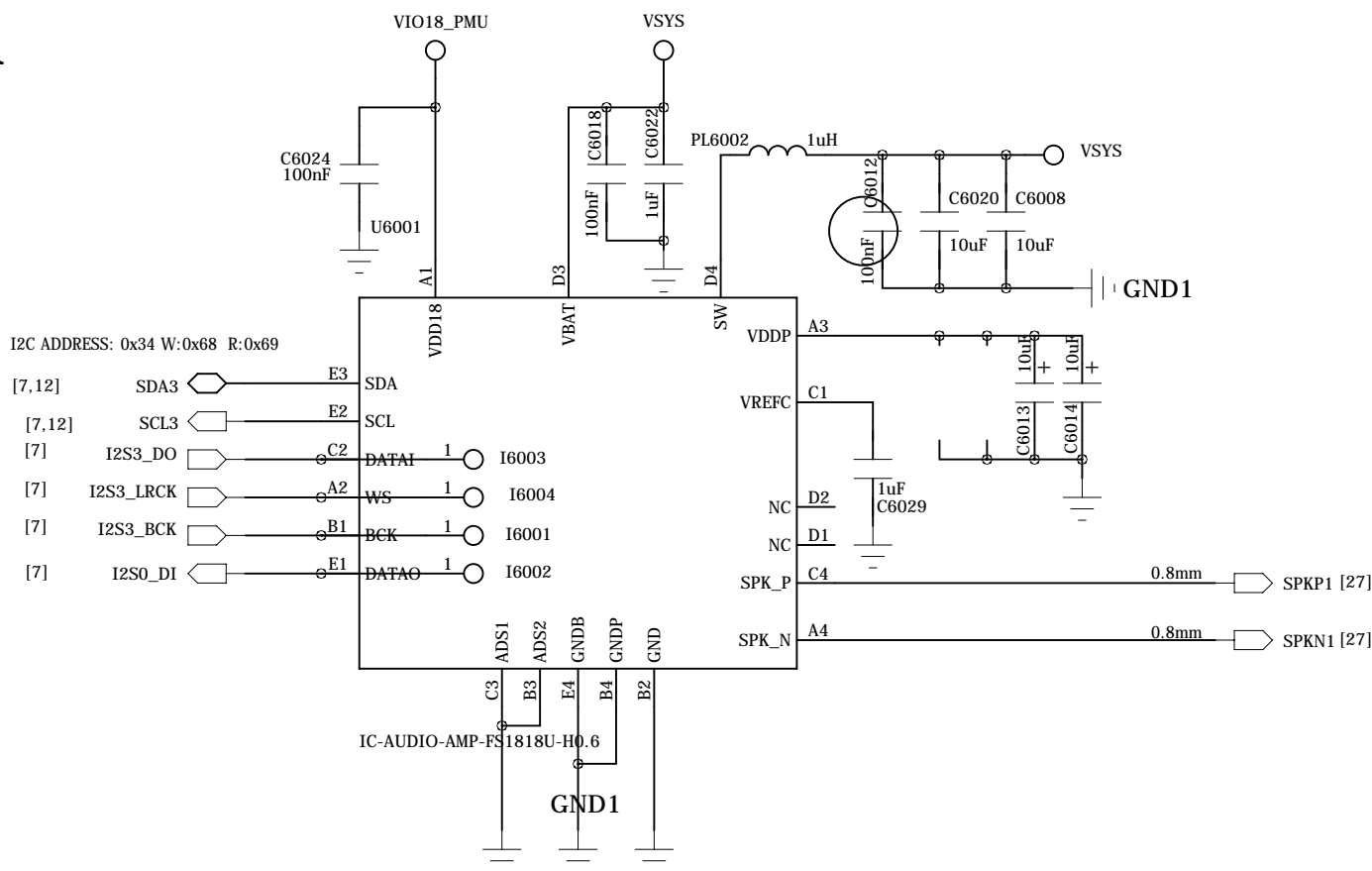
SUB MIC



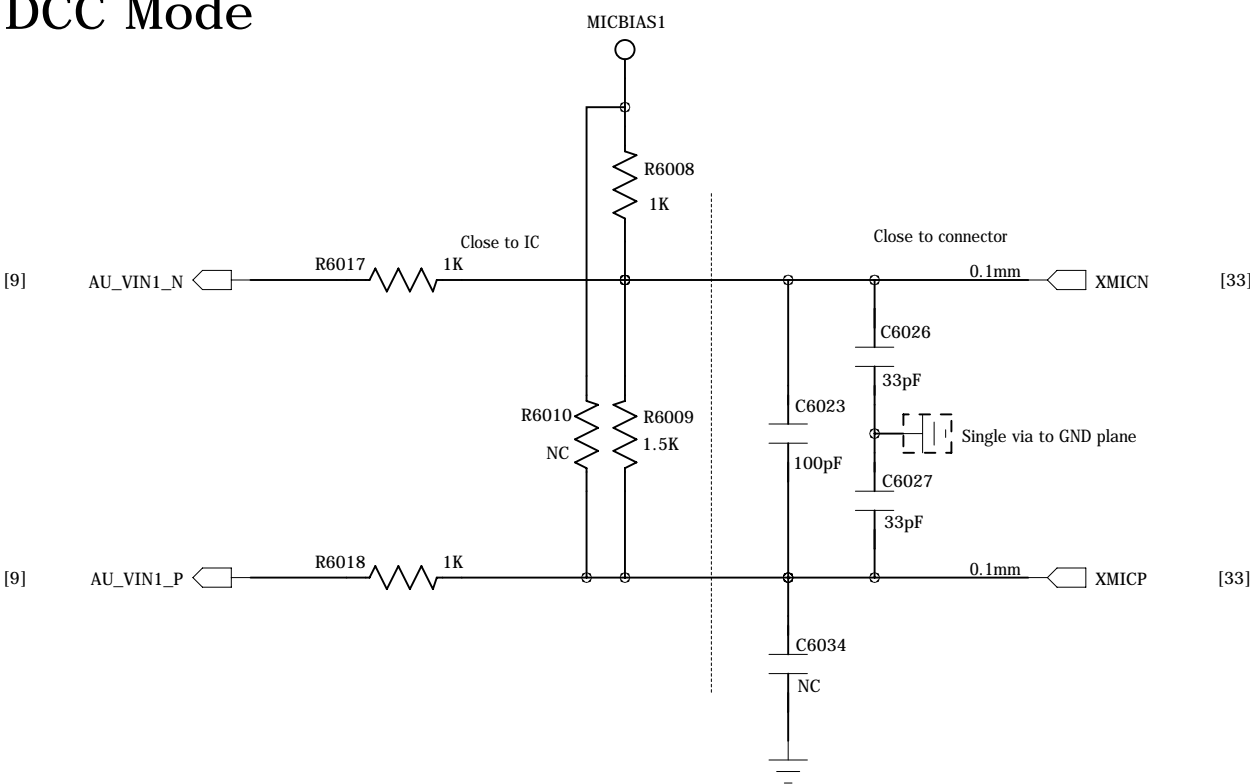
Receiver



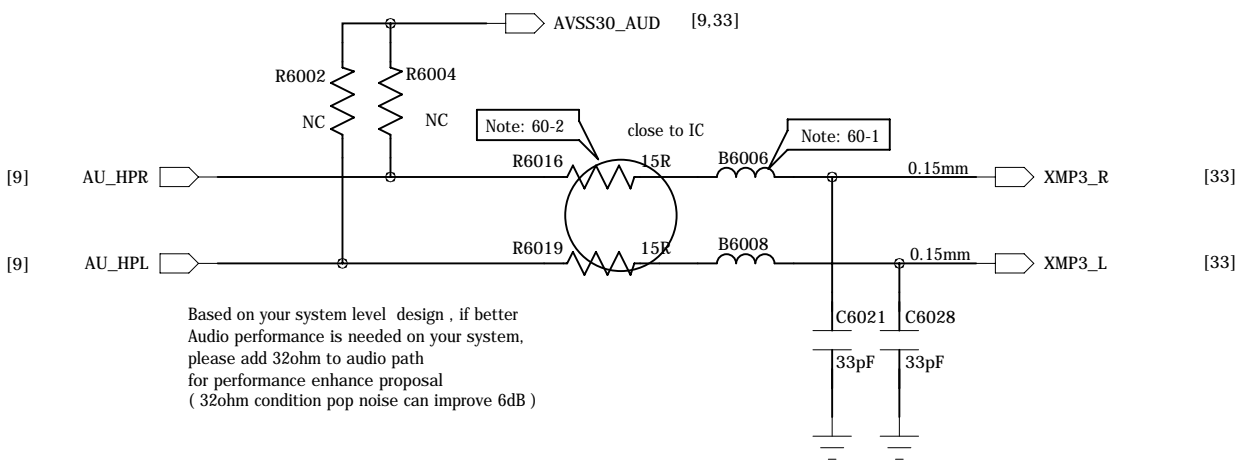
Audio PA



Earphone MICPHONE
DCC Mode

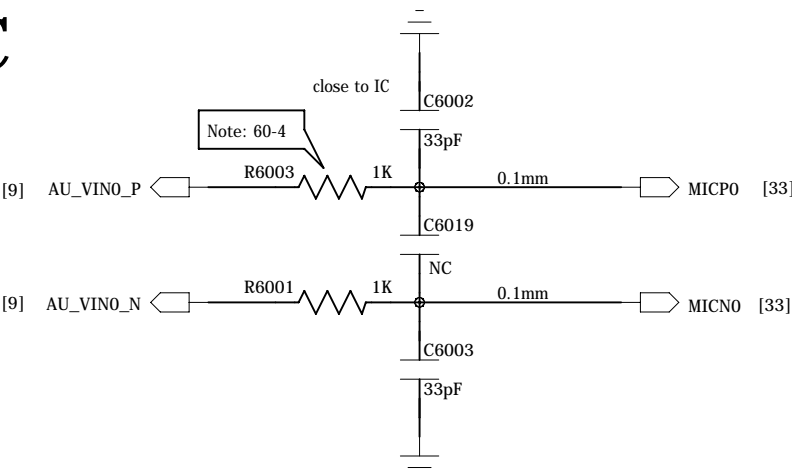


Earphone Receiver



Based on your system level design , if better
Audio performance is needed on your system,
please add 32ohm to audio path
for performance enhance proposal
(32ohm condition pop noise can improve 6dB)

MAIN MIC
DCC Mode

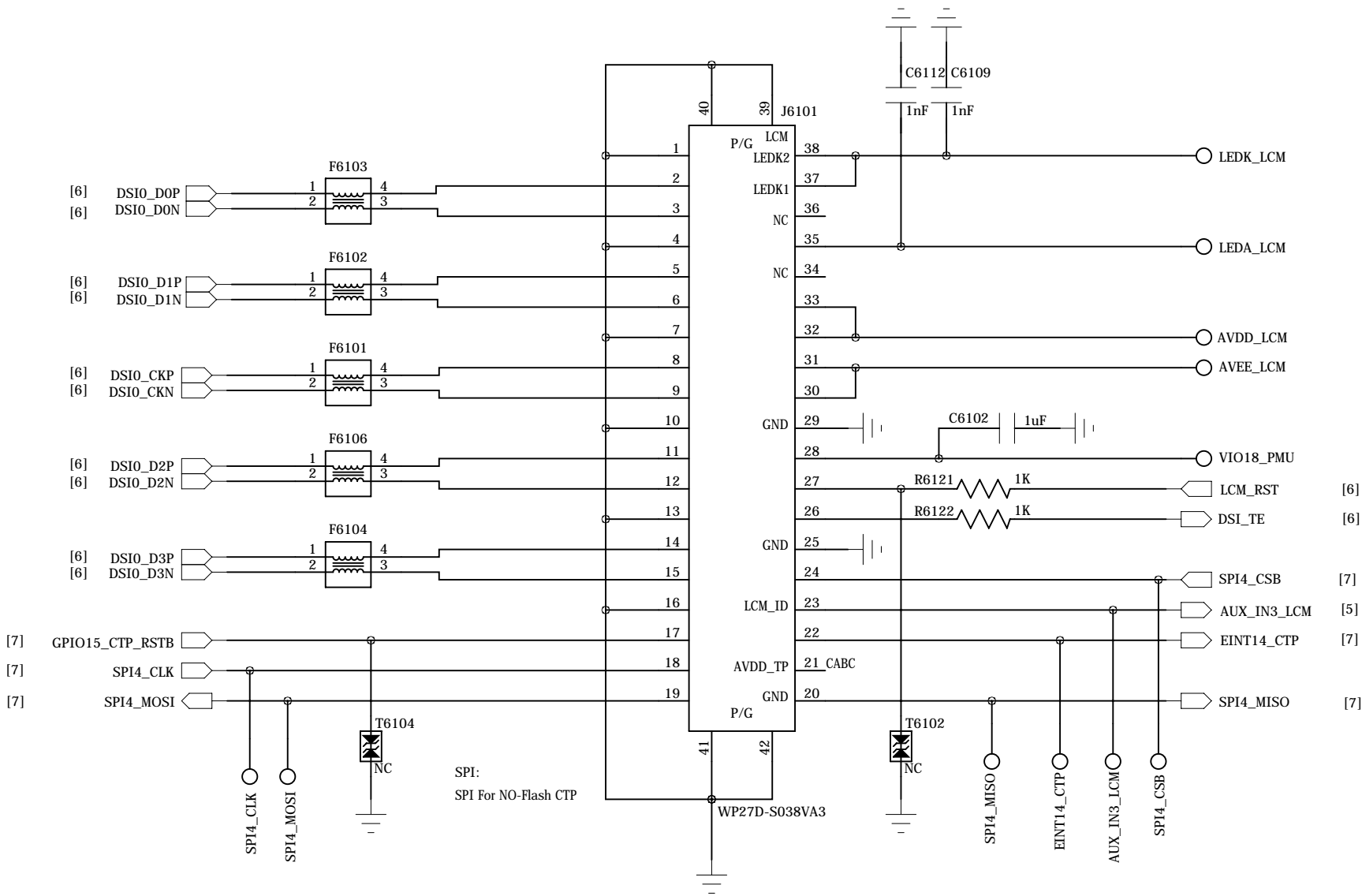


COMPANY: TRANSSION HOLDINGS				MODEL: H772		Modified Date: 2021/10/19	
DRAWN	LJJ/TS	DATED	2019/12/16	TITLE: 60_PERI_AUDIO		VERSION: V1.1	SHEET: 27 OF 35
CHECKED	<CHECKED>	DATED	< >	Confidentiality	CONFIDENTIAL		

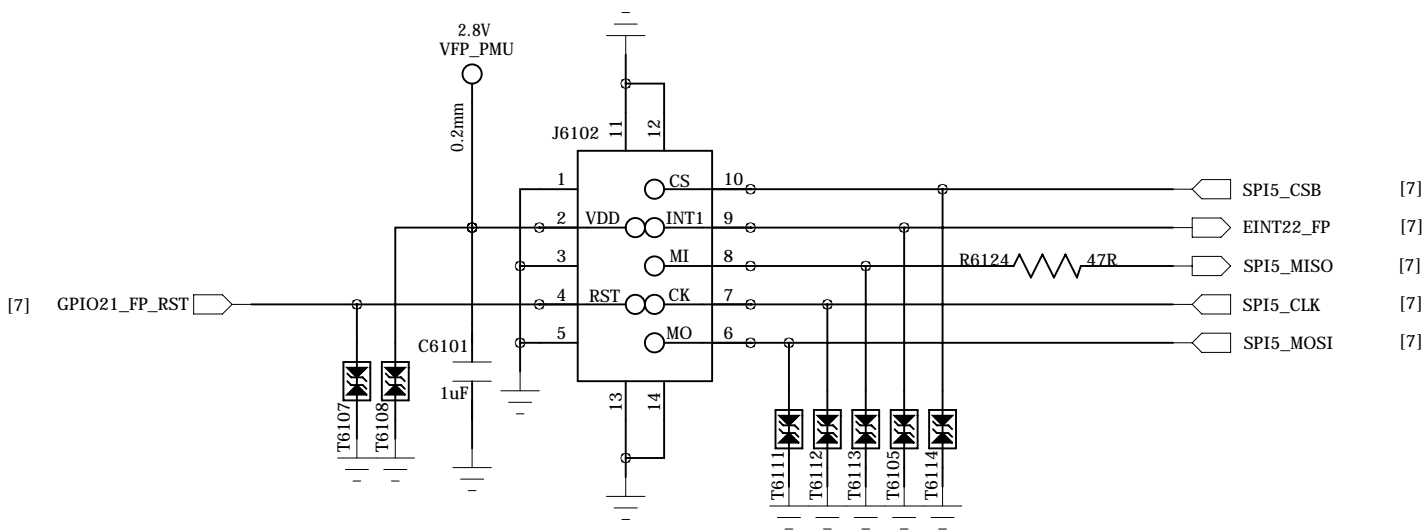
REVISION RECORD			
LTR	ECO NO:	APPROVED:	DATE:

LCD_CTP_INTERFACE

CTP (NT36525) I2C address: 0X01 (Write:0x02, Read:0x03)



FINGER PRINT



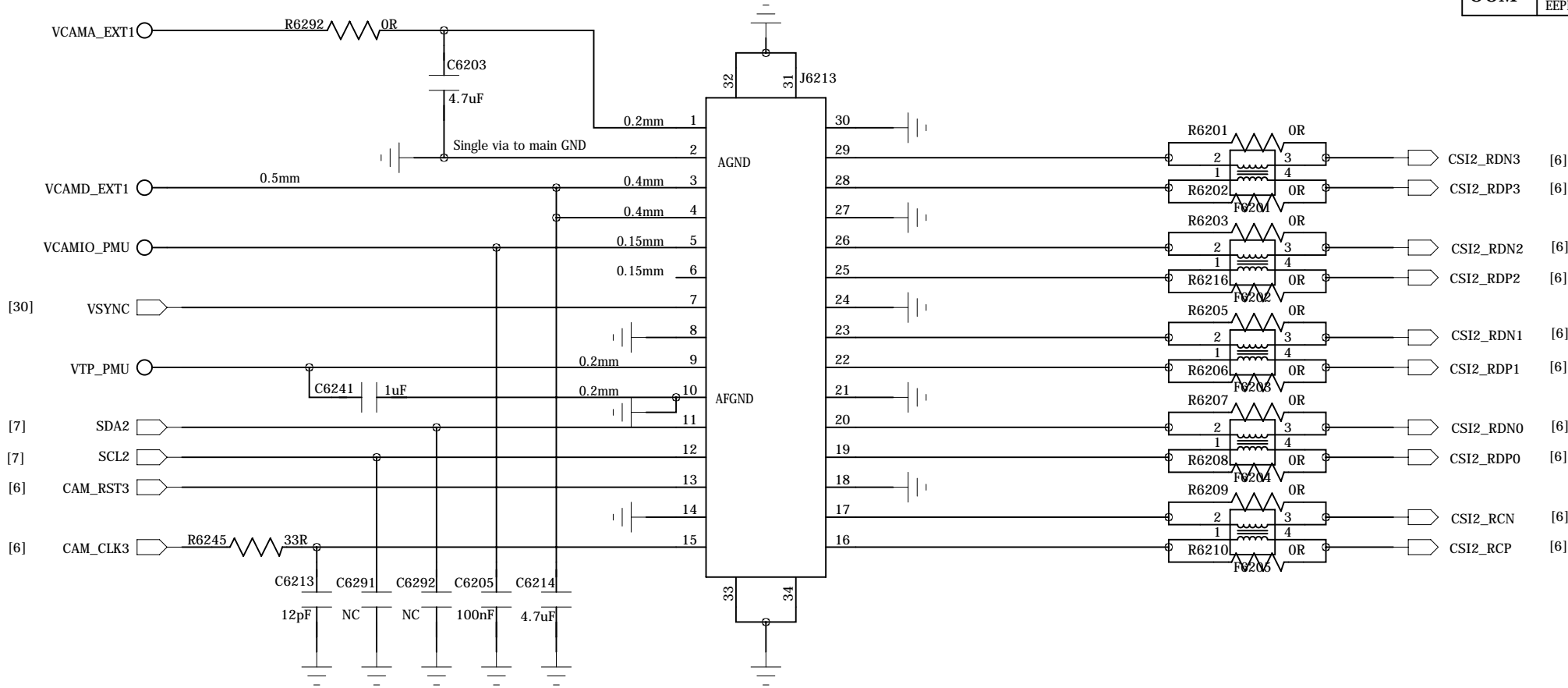
COMPANY: TRANSSION HOLDINGS				MODEL: H772		Modified Date: 2021/10/19	
DRAWN	LJJ/TS	DATED	2019/12/16	TITLE: 61_PERI_LCM_CTP_FP		VERSION: V1.1	SHEET: 28 OF 35
CHECKED	<CHECKED>	DATED	< >	Confidentiality	CONFIDENTIAL		

REVISION RECORD			
LTR	ECO NO:	APPROVED:	DATE:

REAR CAM I (64M/50M)

	SENSOR	VCAMA	VCAMD	VCAMIO	AFVDD
Default	S5KGW1SD03-FGX9	2.8V 50.9mA	1V 670.6mA	1.8V 13.7mA	2.8V 100mA
	S5KGM1ST	2.8V 58.5mA	1.05V 190mA	1.8V 1mA	2.8V 100mA
	S5KJN1SQ03	2.8V 78.33mA	1.05V 268.32mA	1.8V 20.6mA	2.8V 100mA
	OV50C40	2.8V 58.5mA	1.2V 190mA	1.8V 1mA	2.8V 100mA

	SENSOR	I2C Address
64M	SENSOR(S5KGW1SD03-FGX9) MOTOR(DW9800W) EEPROM(P24C128E-C4H-TR)	Write:0x20 Read:0x21 Write:0x18 Read:0x19 Write:0xA0 Read:0xA1
48M	SENSOR(S5KGM1ST) MOTOR(DW9800W) EEPROM(P24C128E-C4H-TR)	Write:0x20 Read:0x21 Write:0x18 Read:0x19 Write:0xA0 Read:0xA1
50M	SENSOR(S5KJN1SQ03) MOTOR(DW9800W) EEPROM(P24C128E-C4H-MIR)	Write:0x20 Read:0x21 Write:0x18 Read:0x19 Write:0xA0 Read:0xA1
50M	SENSOR(OV50C40) MOTOR(DW9800W) EEPROM(P24C128E-C4H-MIR)	Write:0x20 Read:0x21 Write:0x18 Read:0x19 Write:0xA0 Read:0xA1



COMPANY: TRANSSION HOLDINGS

MODEL: H772

Modified Date: 2021/10/19

DRAWN

LJJ/TS

DATED 2019/12/16

TITLE: 62_PERI_CAMERA_I

VERSION: V1.1

SHEET: 29 OF 35

CHECKED

<CHECKED>

DATED

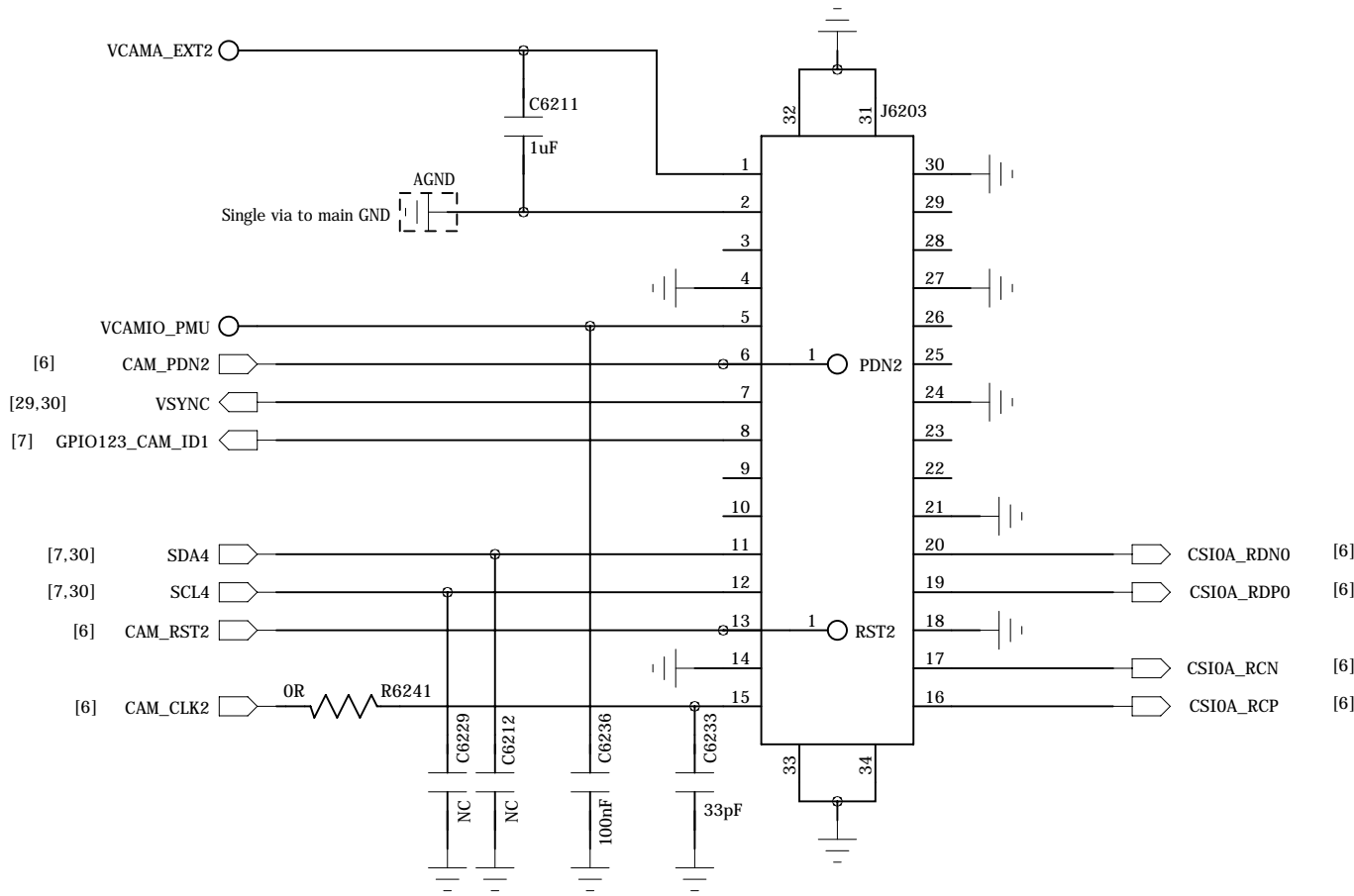
< >

Confidentiality

CONFIDENTIAL

REAR CAM II (2M)

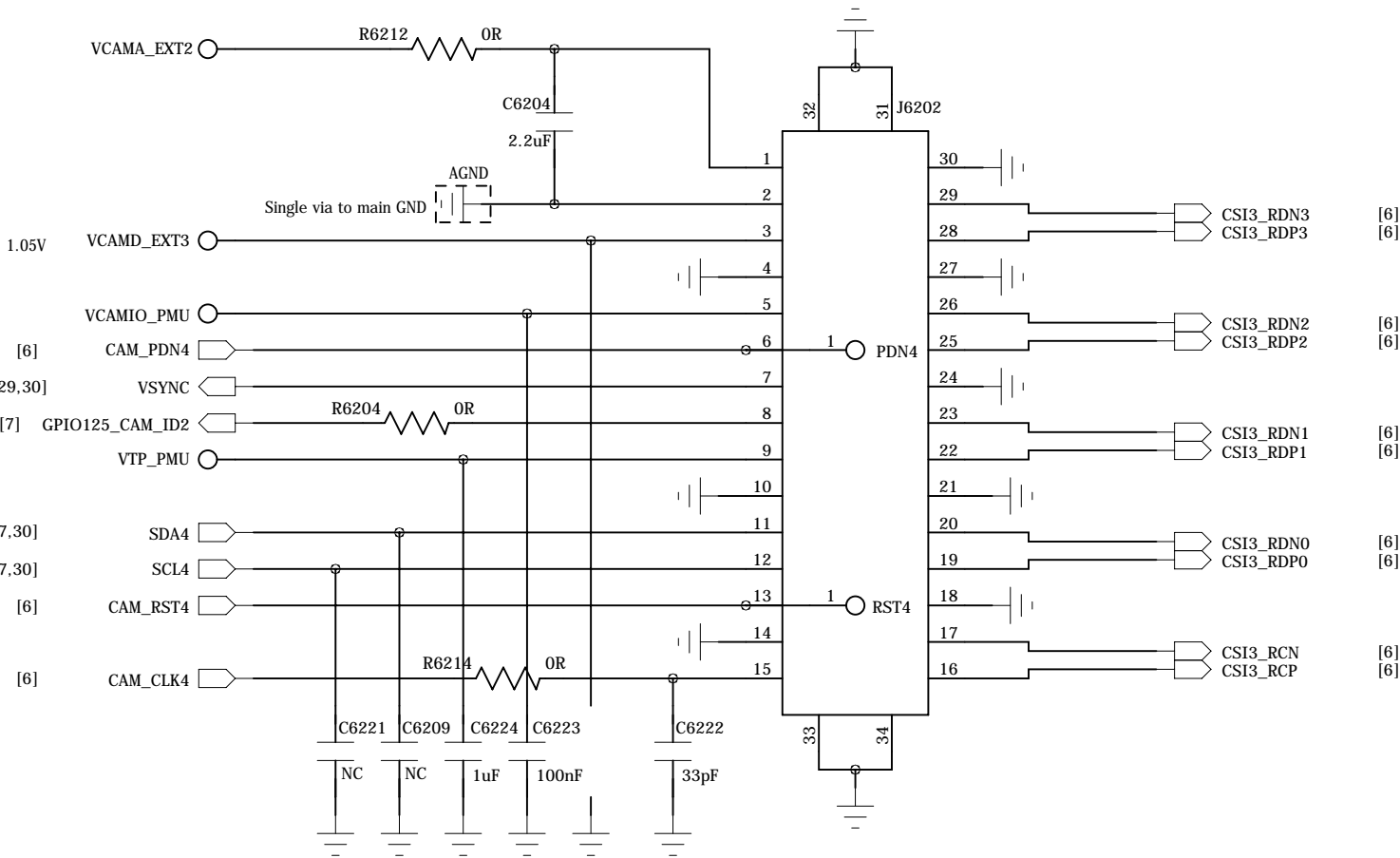
SENSOR	VCAMA	VCAMD	VCAMIO	I2C Address
OV02B1B	2.8V 40mA	NC	1.8V 70mA	Write:0x7A Read:0x7B
GC02M1B-C24Y0	2.8V 40mA	NC	1.8V 70mA	Write:0x20 Read:0x21



CAM III (2x 13M)

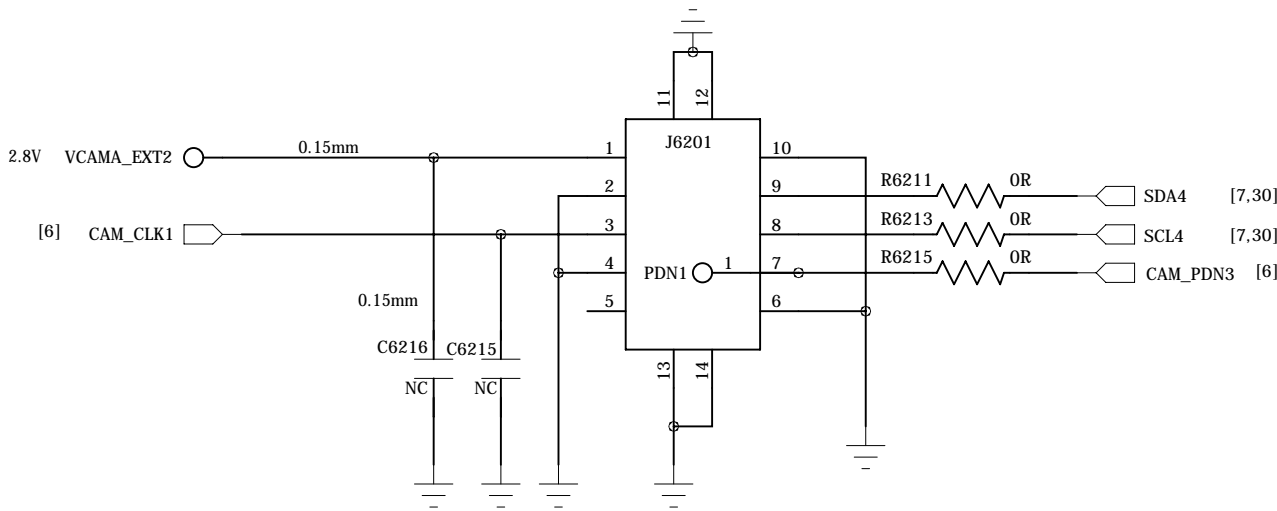
SENSOR	VCAMA	VCAMD	VCAMIO	AFVDD
SSK3L6XX05-FGX9	2.8V 45mA	1.05V 160mA	1.8V 0.1mA	2.8V 100mA

	SENSOR	I2C Address
13M	SSK3L6XX05-FGX9 MOTOR(DW9718T) EEPROM(P24C64F-A4H-MIR)	Write:0x5A Read:0x5B Write:0x18 Read:0x19 Write:0xAA Read:0xAB



CAM III (QVGA)

SENSOR	VCAMA	VCAMD	VCAMIO	I2C Address
GC6153	2.8V 23.8mA	NC	NC	Write:0x80 Read:0x81



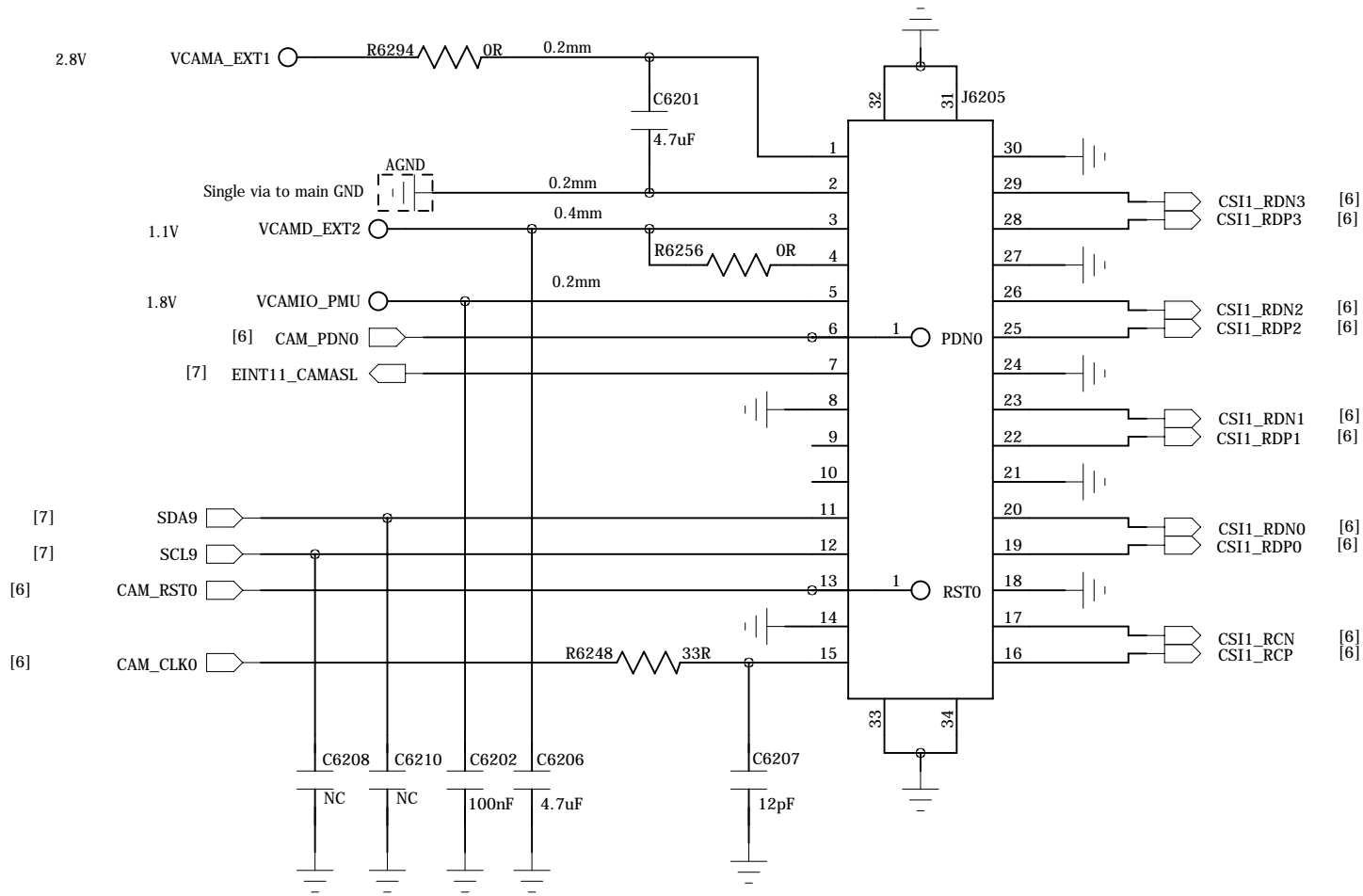
COMPANY: TRANSSION HOLDINGS				MODEL: H772		Modified Date: 2021/10/19	
DRAWN	LJJ/TS	DATED	2019/12/16	TITLE: 62_PERI_CAMERA_II		VERSION: V1.1	SHEET: 30 OF 35
CHECKED	<CHECKED>	DATED	< >	Confidentiality	CONFIDENTIAL		

REVISION RECORD			
LTR	ECO NO:	APPROVED:	DATE:

FRONT MAIN CAMERA （16M+FF）

SENSOR	VCAMA	VCAMD	VCAMIO	I2C Address
HI-1631Q	2.8V 52mA	1.1V 125mA	1.8V 4mA	Write:0xA0 Read:0xA1
P24P64E-C4H-MIR				Write:0xA2 Read:0xA3
OV08856-GA4A-2A	2.8V 28mA	1.2V 95mA	1.8V 2.7mA	Write:0x6C Read:0x6D
GC08A3-WA1XA	2.8V 50mA	1.2V 120mA	1.8V 10mA	Write:0x24 Read:0x25

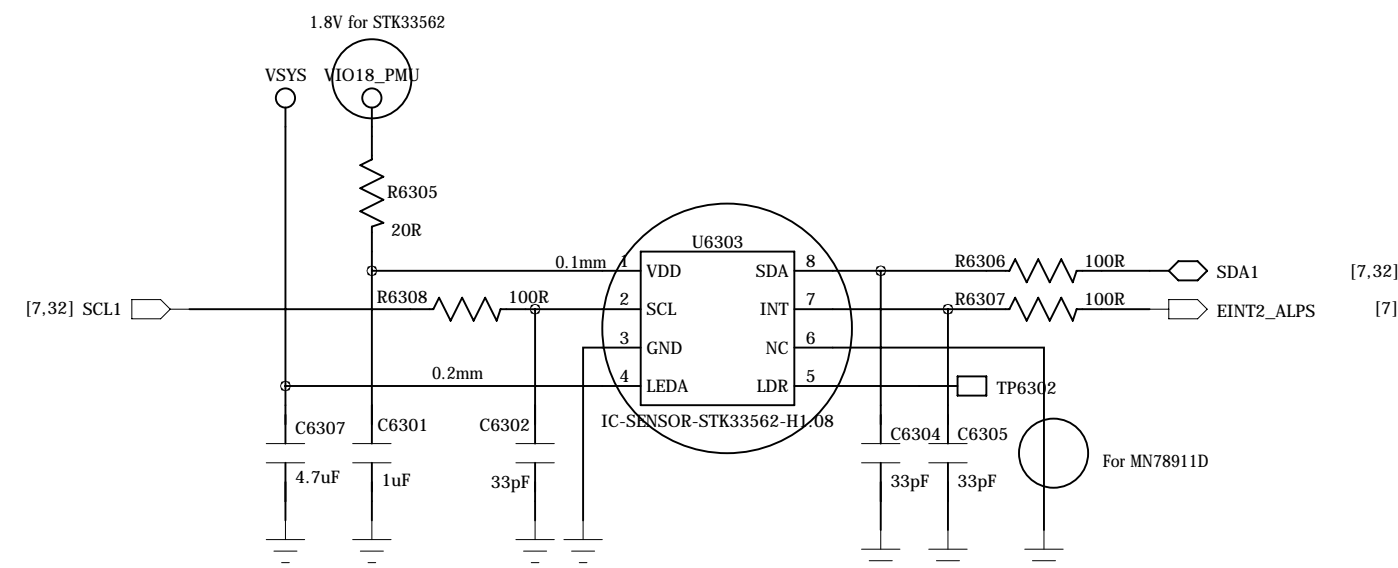
Punch LCD



COMPANY: TRANSSION HOLDINGS				MODEL: H772		Modified Date: 2021/10/19	
DRAWN	LJJ/TS	DATED	2019/12/16	TITLE: 62_PERI_CAMERA_III		VERSION: V1.1	SHEET: 31 OF 35
CHECKED	<CHECKED>	DATED	< >	Confidentiality	CONFIDENTIAL		

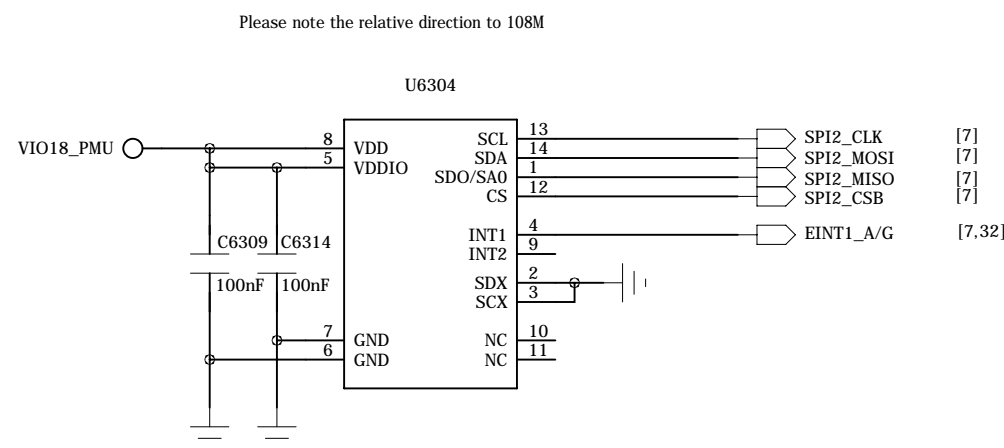
REVISION RECORD			
LTR	ECO NO:	APPROVED:	DATE:

STK33562:I2C address: Write:0x8C, Read:0x8D
LTR-569ALS-WA:I2C address: Write:0x46, Read:0x47
MN78911D:I2C address: Write:0x82, Read:0x83



VCNL36896W:I2C address: Write:0xC0, Read:0xC1

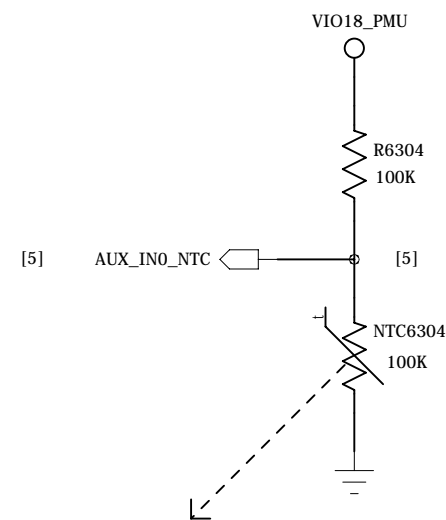
G-Sensor + Gyro Sensor



	U6304	R6309	R6310
108M	LSM6DSOQ	NC	NC
64M	LSM6DS3TR-C	OR	OR

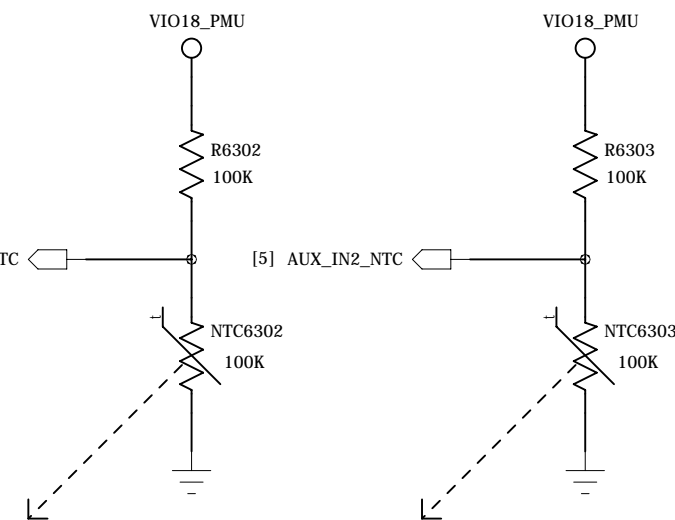
temperature

Thermistor to sense AP



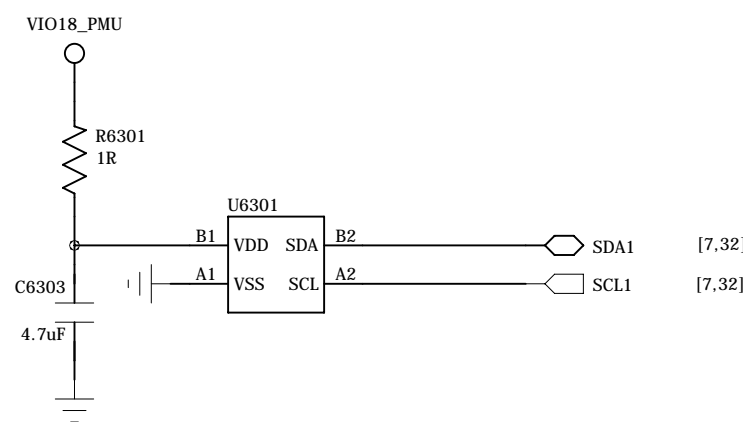
1. NTC6301 must keep a distance about 6~8 mm away from BB and far from other heat sources 10 mm at least.
2. The distance is the shortest distance from package edge to edge.

Thermistor to sense PA



M-Sensor(COMPASS)

MMC5603:I2C ADDRESS:0x60(Write)/0x61(Read)

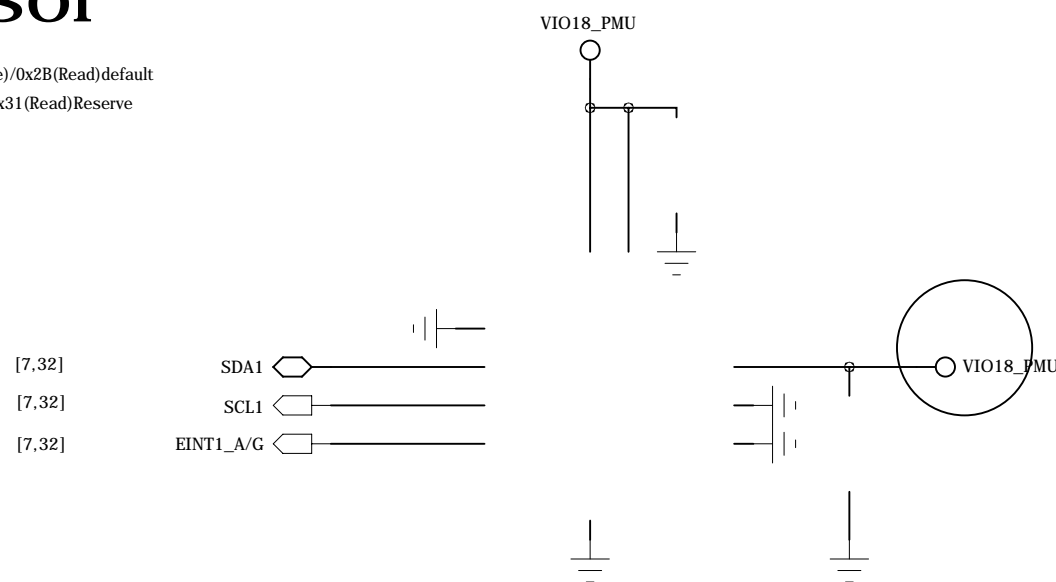


TOF

VL53L3:I2C address: Write:0x52, Read:0x53

G-Sensor

MXC6655XA: ADDRESS: 0x2A(Write)/0x2B(Read)default
SC7A20: ADDRESS: 0x30(Write)/0x31(Read)Reserve



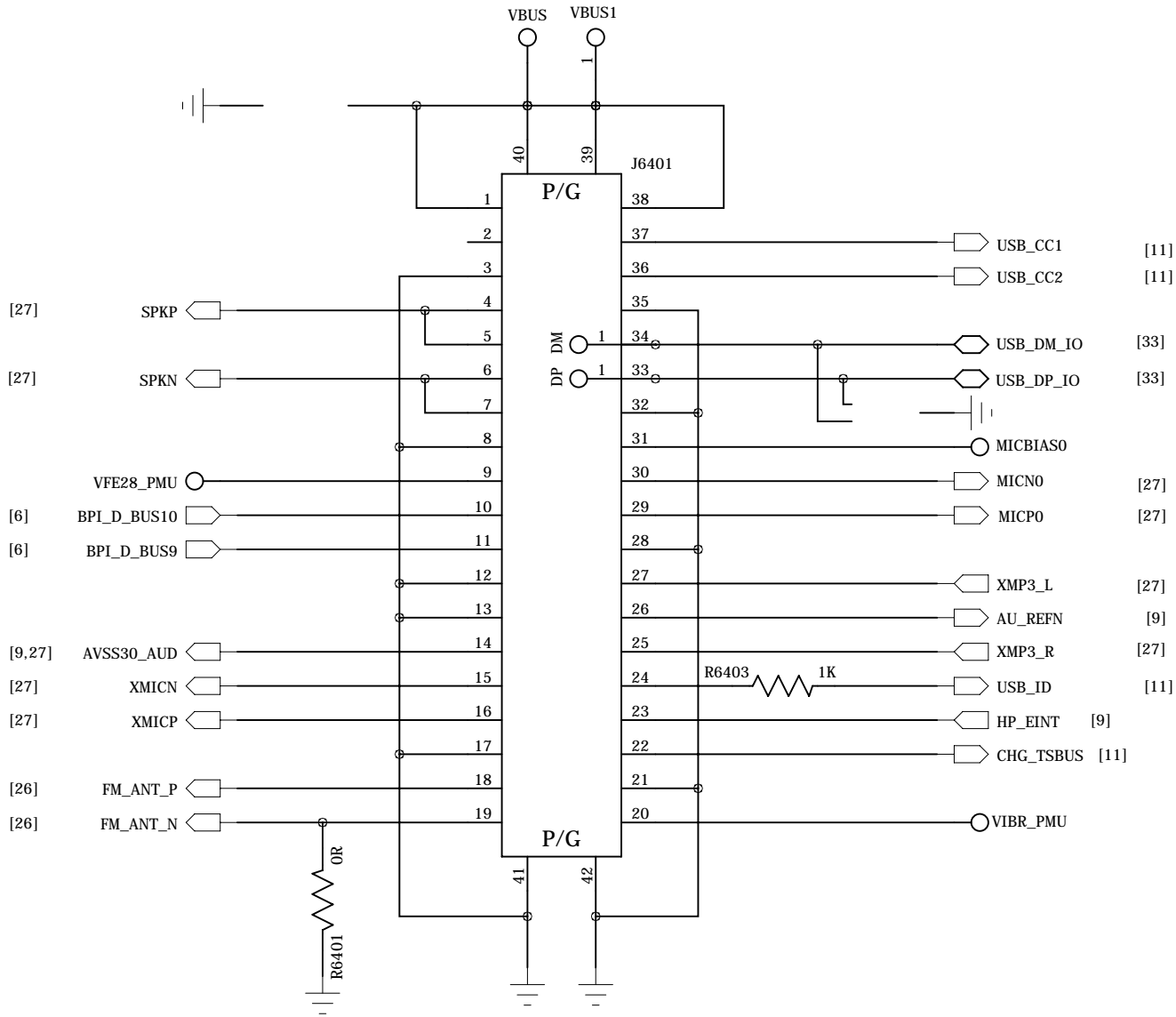
Unipolar HALL

COMPANY: TRANSSION HOLDINGS				MODEL: H772		Modified Date: 2021/10/19	
DRAWN	LJJ/TS	DATED	2019/12/16	TITLE: 63_PERI_SENSORS		VERSION: V1.1	SHEET: 32 OF 35
CHECKED	<CHECKED>	DATED	< >	Confidentiality	CONFIDENTIAL		

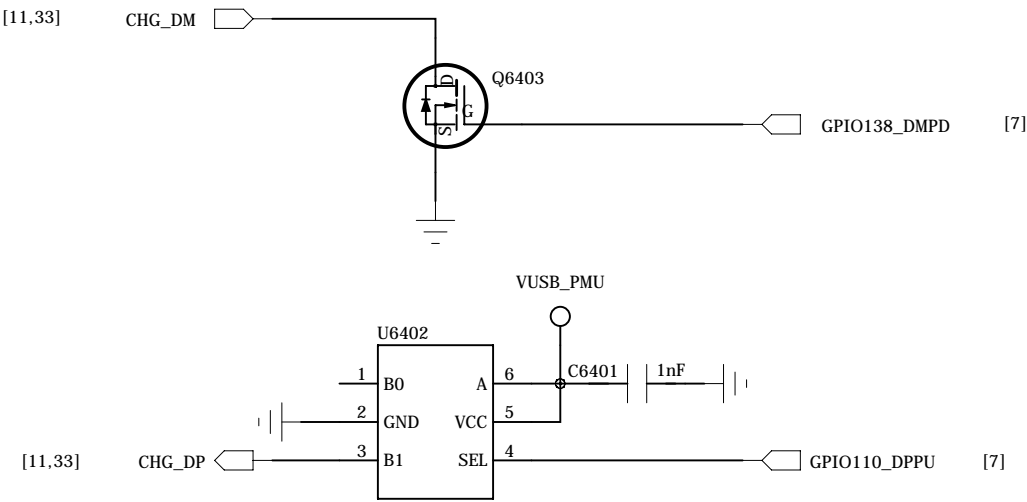
PERI_EXCH_IO

REVISION RECORD			
LTR	ECO NO:	APPROVED:	DATE:

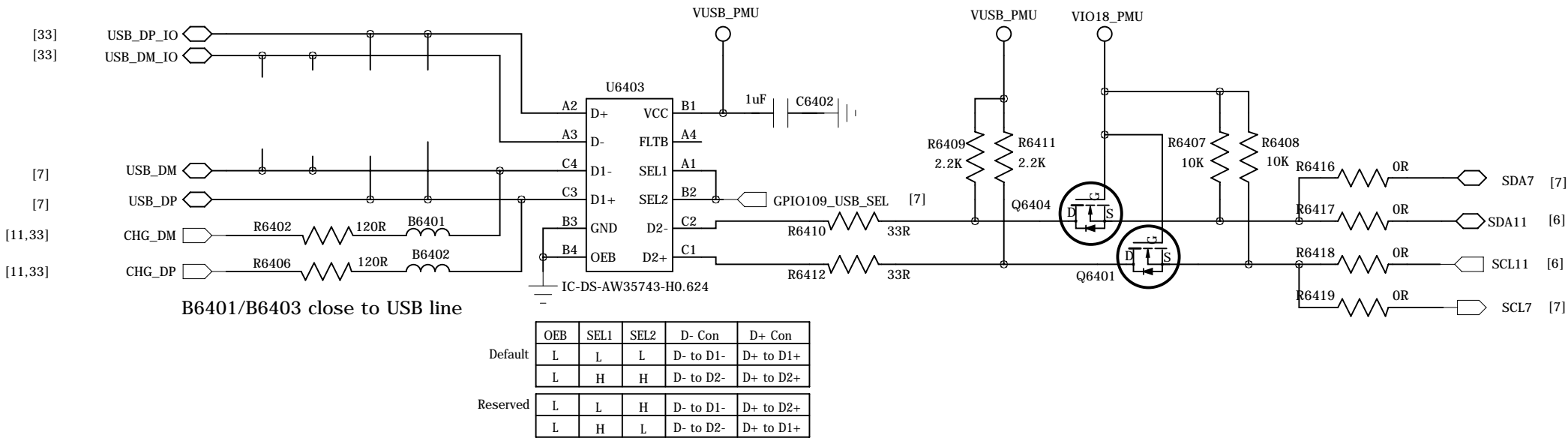
Exchange IO



HVDCP TA



RFC

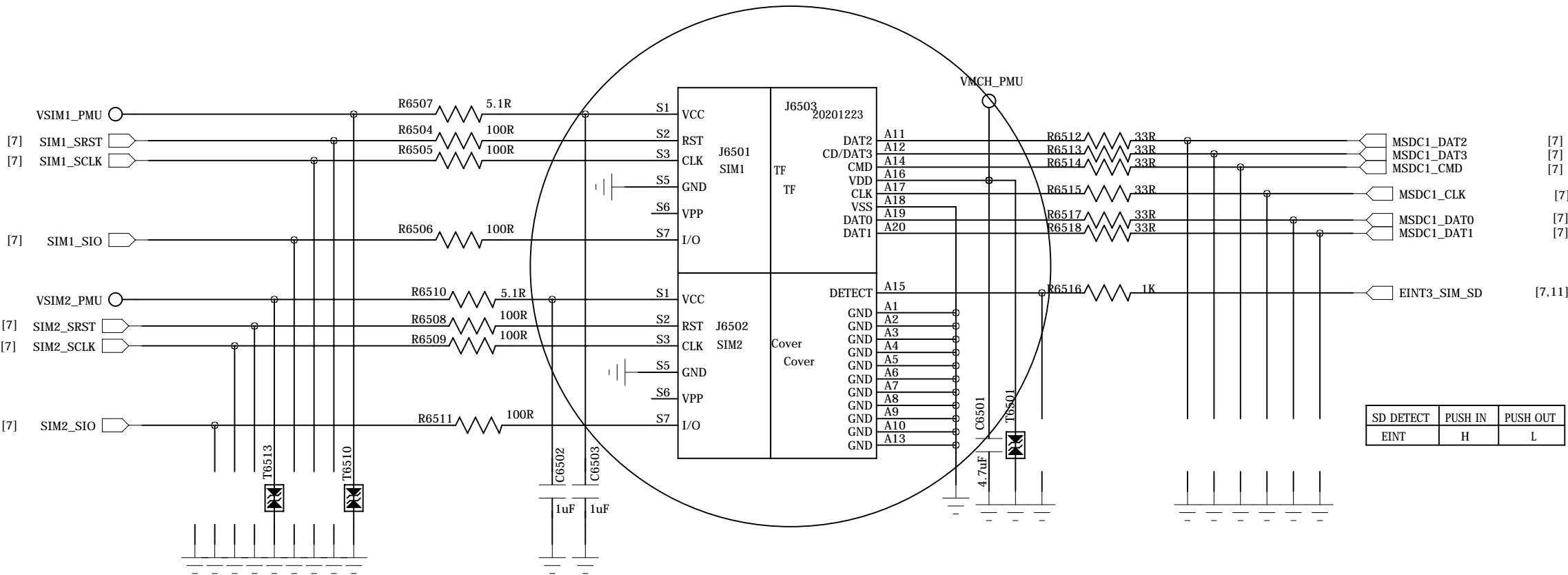


COMPANY: TRANSSION HOLDINGS				MODEL: H772		Modified Date: 2021/10/19	
DRAWN	LJJ/TS	DATED	2019/12/16	TITLE: 64_PERI_EXCH_IO		VERSION: V1.1	SHEET: 33 OF 35
CHECKED	<CHECKED>	DATED	< >	Confidentiality	CONFIDENTIAL		

PERI_SIM_SD_KEYPAD

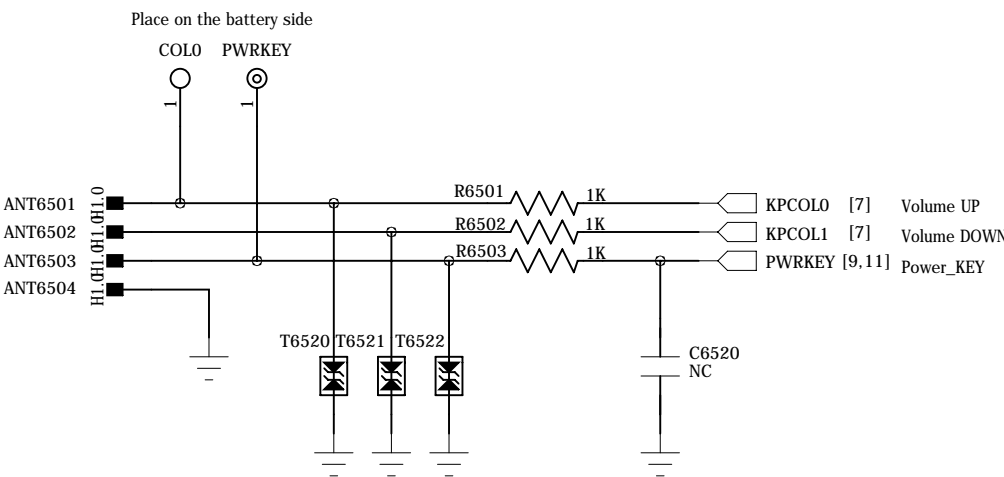
REVISION RECORD			
LTR	ECO NO:	APPROVED:	DATE:

SIM1/2-SD-CARD



SD POWER CONTROL

SIDEKEY



COMPANY: TRANSSION HOLDINGS				MODEL: H772		Modified Date: 2021/10/19	
DRAWN	LJJ/TS	DATED	2019/12/16	TITLE: 65_PERI_SIM_SD_KEYPAD		VERSION: V1.1	SHEET: 34 OF 35
CHECKED	<CHECKED>	DATED	< >	Confidentiality	CONFIDENTIAL		

REVISION RECORD			
LTR	ECO NO:	APPROVED:	DATE:

COMPANY: TRANSSION HOLDINGS				MODEL: H772		Modified Date: 2021/10/19	
DRAWN	LJJ/TS	DATED	2019/12/16	TITLE: 66_NFC		VERSION: V1.1	SHEET: 35 OF 35
CHECKED	<CHECKED>	DATED	< >	Confidentiality	CONFIDENTIAL		