

# Infinix **X697** (**H812**) Schematic Diagram



# Infinix

The future is Now!

## *Diagram*



## *Schematic*



I2C\_ID\_OVERVIEW

REVISION RECORD			
LTR	ECO NO:	APPROVED:	DATE:

I2C	AP, SCP, SSPM	Function	I2C/I3C Spec.	I2C Slave Address (7-bit mode)	
I2C-0 (I3C)	AP	CTP	I3C	COF GT9886 I2C address: 0X5D (Write:0xBA, Read:0xBB)	
I2C-1 (SCP I3C)	SCP	RGB / PS Sensor	I3C	VCNL36658M / PS + Color Sensor with IR, I2C address: 7h'60 (Write:0xC0, Read:0xC1)	
		A+Gyro Sensor			
		M Sensor		AK09918C / M-Sensor I2C Address 0x0C (Write: 0x18, Read: 0x19)	
		Barometer		Baro(BMP380) I2C address : 7h'76 (Write: 0xEC, Read: 0xED)	
I2C-2 (I3C)	AP	Rear Camera - 1	I3C	Dual-CAM: 2LQ+4H7 camera, 4H7 I2C address: 0x10 (Write:0x20, Read:0x21) EEPROM I2C address: 0x51 (Write:0xA2, Read:0xA3)  Tri-CAM: IMX481 / UW camera, I2C address: 0x10 (Write:0x20, Read:0x21) EEPROM I2C address: 0x51 (Write:0xA2, Read:0xA3) AF driver (TVC-820) I2C address: 0X0C (Write:0x18, Read:0x19)	
I2C-3	AP	NFC	I2C	NFC I2C address: 0X08 (Write:0x10, Read:0x11)	
		ADC		LP ADC1 I2C Address : 0X10 (write: 20, read: 21) LP ADC2 I2C Address : 0X1F (write: 3E, read: 3F) Front camera: 3P9, I2C address: 0x10 (Write:0x20, Read:0x21) EEPROM I2C address: 0x50 (Write:0xA0, Read:0xA1) AF driver (TBD) I2C address: TBD (Write:TBD, Read:TBD)	
I2C-4 (I3C)	AP	Front Camera	I3C		
I2C-5	AP	MT6371	I2C	MT6371 PD's I2C address: 0X4E (Write:0X9C, Read:0X9D) MT6371 PMU's I2C address: 0X34 (Write:0X68, Read:0X69)	
		RT5133		MT5133 I2C address: 0X18 (Write:0X30, Read:0X31)	
I2C-6	AP	Smart PA	I2C	MT6660 Speaker AMP I2C Address: 0x34 (Write:0x68, Read:0x69) when ADS1 = GND; ADS2 = GND.	
I2C-7 (I3C)	AP	Reserved	I3C	Reserved for 2nd front camera	
I2C-8 (I3C)	AP	Rear Camera - 2	I3C	Single -CAM: OV48B, I2C address: 0X36(Write:0x6C, Read:0x6D) EEPROM I2C address: 0X50 (Write:0xA0, Read:0xA1) AF driver (DW9800W) I2C address: 0X0C (Write:0x18, Read:0x19) Dual-CAM: 2LQ+4H7 camera, 2LQ I2C address: 0x10 (Write:0x20, Read:0x21) EEPROM I2C address: 0x50 (Write:0xA0, Read:0xA1) AF driver (TVC-820) I2C address: 0x0C (Write:0x18, Read:0x19) Tri-CAM: IMX586 / Wide camera, I2C address: 0x1A (Write:0x34, Read:0x35) EEPROM I2C address: 0x50 (Write:0xA0, Read:0xA1) AF driver (TBD) I2C address: 0X0E (Write:0x1C, Read:0x1D)	
I2C-9 (I3C)	AP	Rear Camera - 3	I3C	Tri-CAM: 3M5 / Tele camera, I2C address: 0x10 (Write:0x20D, Read:0x21) EEPROM I2C address: 0x51 (Write:0xA2, Read:0xA3) AF driver (TVC-820) I2C address: 0x0C (Write:0x18, Read:0x19)	
Note : I2C Spec. : Standard mode (100 kbps) and Fast mode (400 kbps), Fast mode Plus (1 Mbps) and High-speed mode (3.4 Mbps)					

COMPANY: TRANSSION HOLDINGS

MODEL: H81X

Modified Date: 2021/8/5

DRAWN

LJJ/DLA

DATED

2021/03/17

TITLE: 01\_I2C\_ID\_OVERVIEW

Confidentiality

CONFIDENTIAL

VERSION: V1.0

SHEET: 2 OF 26

Mobile1Tech Team

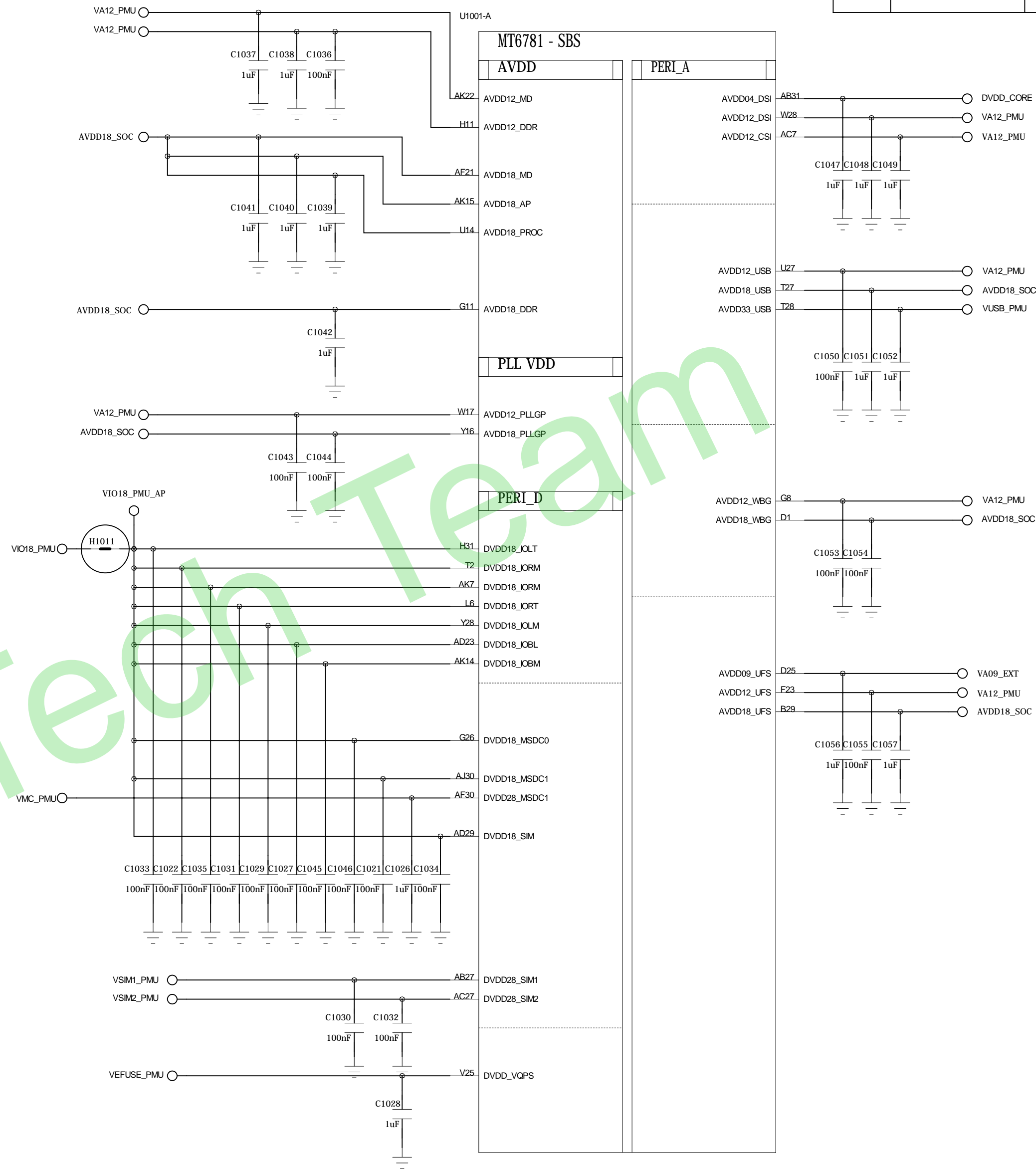
CHECKED

<CHECKED>

DATED

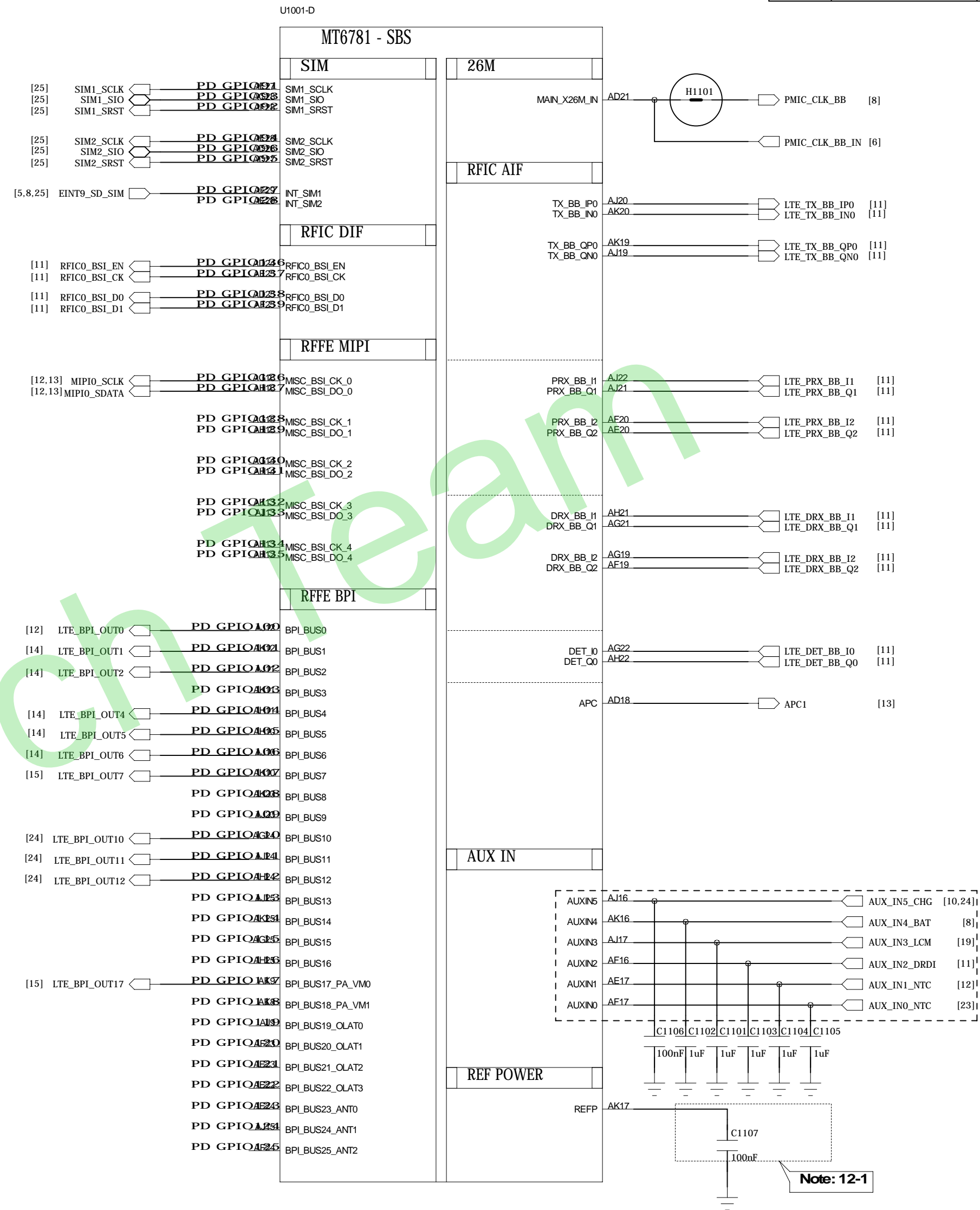
< >

REVISION RECORD			
LTR	ECO NO:	APPROVED:	DATE:

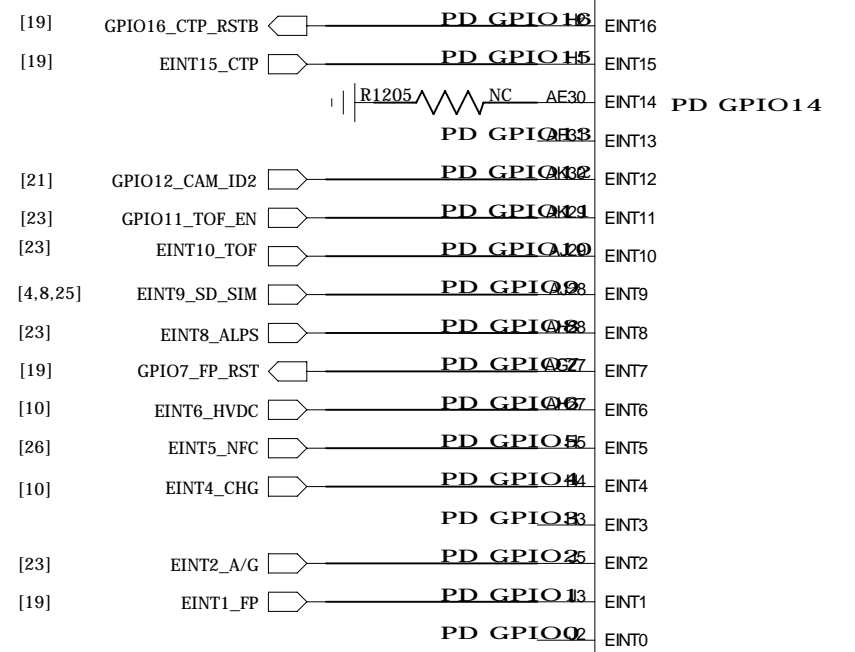
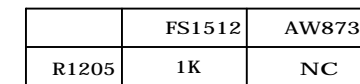


COMPANY: TRANSSION HOLDINGS				MODEL: H81X		Modified Date: 2021/8/5	
DRAWN	LJJ/DLA	DATED	2021/03/17	TITLE: 10_BB_POWER		VERSION: V1.0	SHEET: 3 OF 26
CHECKED	<CHECKED>	DATED	< >	Confidentiality	CONFIDENTIAL		





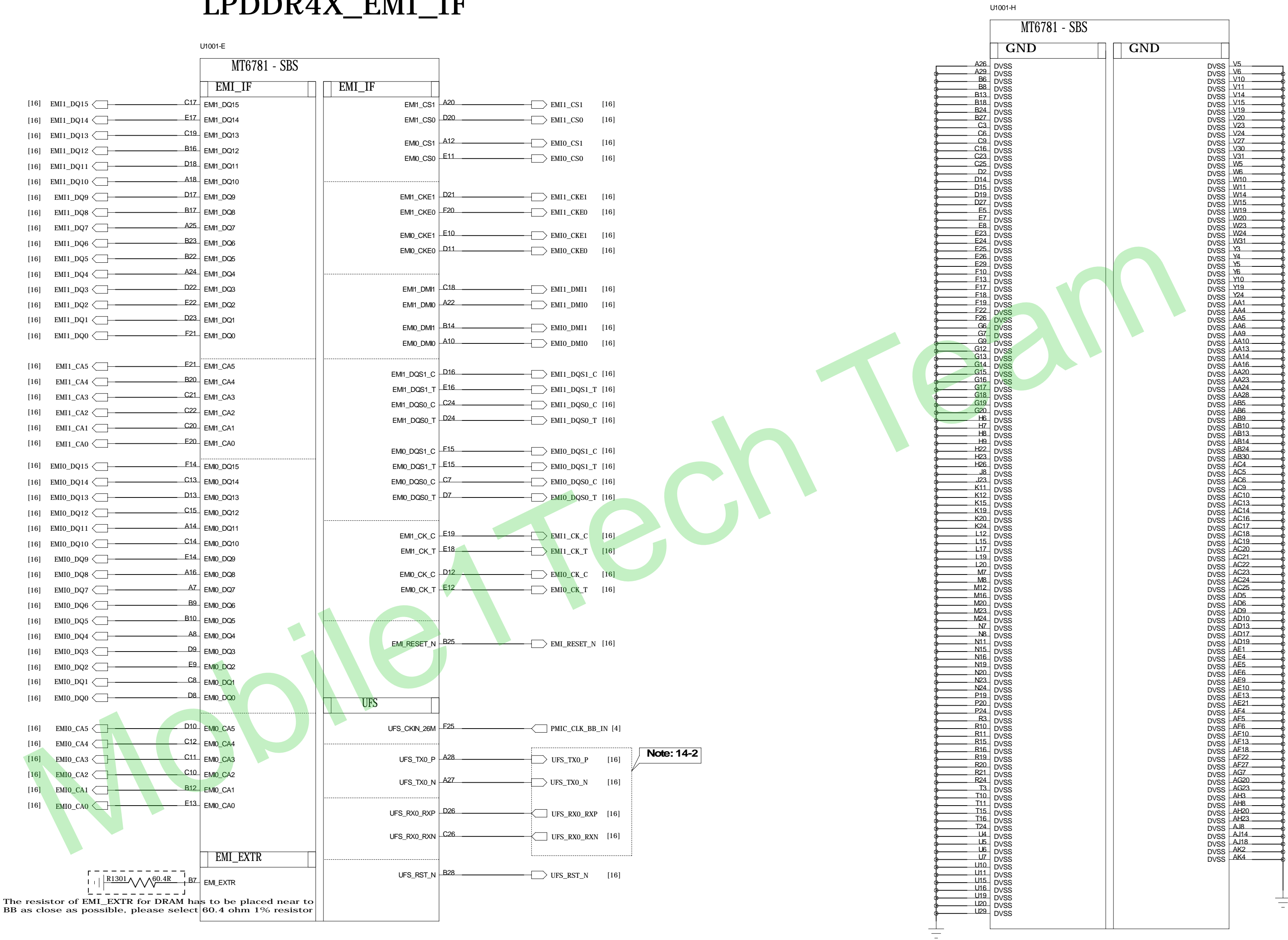
COMPANY: TRANSSION HOLDINGS				MODEL: H81X		Modified Date: 2021/8/5	
DRAWN	LJJ/DLA	DATED	2021/03/17	TITLE: 11_BB_I		VERSION: V1.0	SHEET: 4 OF 26
CHECKED	<CHECKED>	DATED	< >	Confidentiality	CONFIDENTIAL		





UFS\_IF  
LPDDR4X\_EMI\_IF

REVISION RECORD			
LTR	ECO NO:	APPROVED:	DATE:



Schematic design notice of "14\_BB\_3\_Interface" page:

Note 14-1R4001 please select 60.4 ohm (1%) resistor

Note 14-2Make sure TX/RX connection (T to in, R to out and P to t, N to c)

COMPANY: TRANSSION HOLDINGS

MODEL: H81X

Modified Date: 2021/8/5

DRAWN

LJJ/DLA

DATED

2021/03/17

TITLE:

13\_BB\_III

VERSION: V1.0

SHEET: 6 OF 26

CHECKED

<CHECKED>

DATED

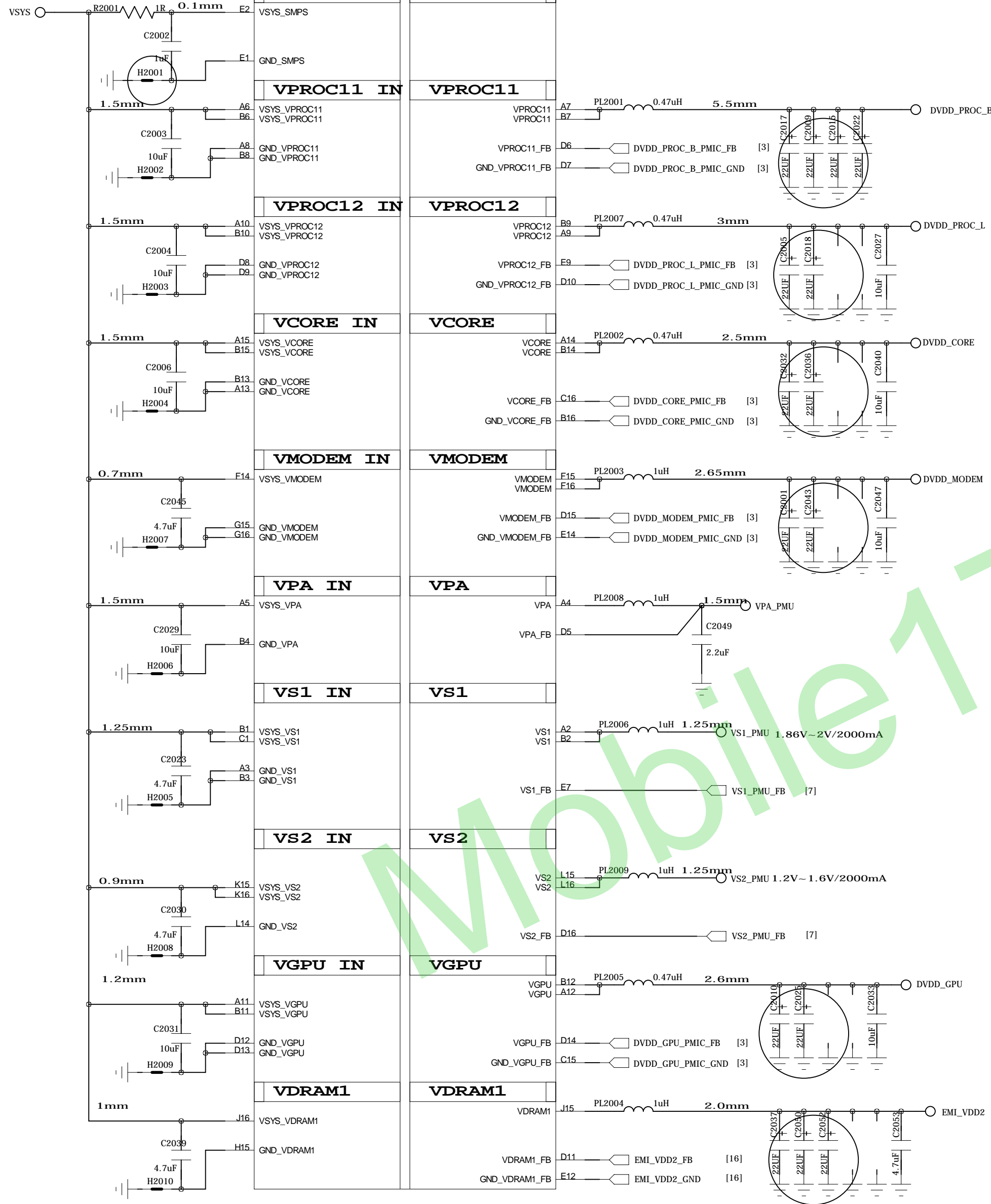
< >

Confidentiality

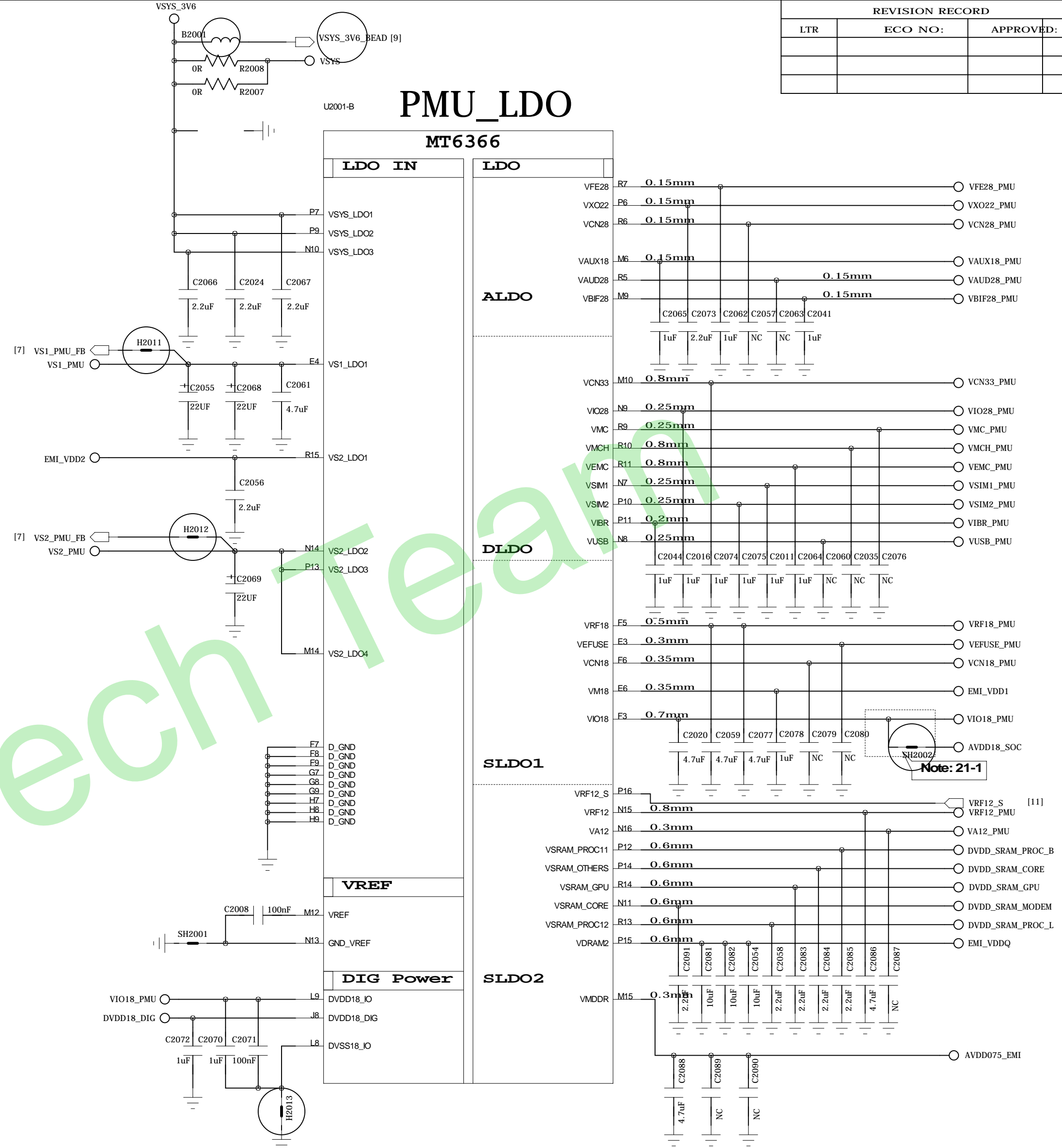
CONFIDENTIAL

## PMU\_BUCK

MT6366					
<b>VBUCK_CTRL</b>					
E2	VSYS_SMPS				
E1	GND_SMPS				
<b>VPROC11 IN</b>			<b>VPROC11</b>		
A6 B6	VSYS_VPROC11 VSYS_VPROC11		VPROC11 VPROC11		
A8 B8	GND_VPROC11 GND_VPROC11		VPROC11_FB GND_VPROC11_FB		
<b>VPROC12 IN</b>			<b>VPROC12</b>		
A10 B10	VSYS_VPROC12 VSYS_VPROC12		VPROC12 VPROC12		
D8 D9	GND_VPROC12 GND_VPROC12		VPROC12_FB GND_VPROC12_FB		
<b>VCORE IN</b>			<b>VCORE</b>		
A15 B15	VSYS_VCORE VSYS_VCORE		VCORE VCORE		
B13 A13	GND_VCORE GND_VCORE		VCORE_FB GND_VCORE_FB		
<b>VMODEM IN</b>			<b>VMODEM</b>		
F14	VSYS_VMODEM		VMODEM VMODEM		
G15 G16	GND_VMODEM GND_VMODEM		VMODEM_FB GND_VMODEM_FB		
<b>VPA IN</b>			<b>VPA</b>		
A5	VSYS_VPA		VPA		
B4	GND_VPA		VPA_FB		
<b>VS1 IN</b>			<b>VS1</b>		
B1 C1	VSYS_VS1 VSYS_VS1		VS1 VS1		
A3 B3	GND_VS1 GND_VS1		VS1_FB		
<b>VS2 IN</b>			<b>VS2</b>		
K15 K16	VSYS_VS2 VSYS_VS2		VS2 VS2		
L14	GND_VS2		VS2_FB		
<b>VGPU IN</b>			<b>VGPU</b>		
A11 B11	VSYS_VGPU VSYS_VGPU		VGPU VGPU		
D12 D13	GND_VGPU GND_VGPU		VGPU_FB GND_VGPU_FB		
<b>VDRAM1</b>			<b>VDRAM1</b>		
J16	VSYS_VDRAM1		VDRAM1		
H15	GND_VDRAM1		VDRAM1_FB GND_VDRAM1_FB		



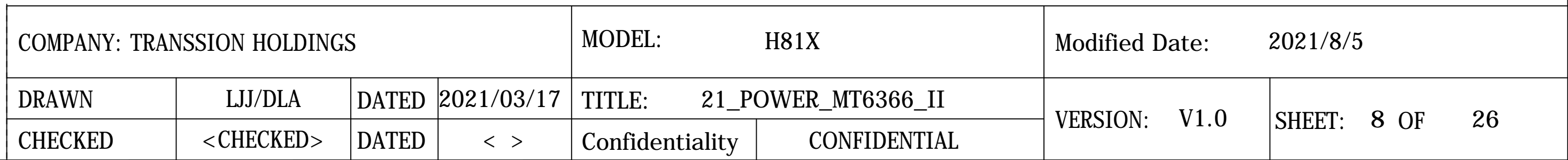
LDO IN		LDO	
			VFE28
7.	VSYS_LD01		VX022
9.	VSYS_LD02		VCN28
10.	VSYS_LD03		
			VALUX18
		<b>ALDO</b>	VALID28
			VBIF28
14.	VS1_LD01		VCN83
			VIC28
			VMC
15.	VS2_LD01		VMCH
			VMCM
			VSM1
			VSM2
			VBR
14.	VS2_LD02	<b>DLDO</b>	VUSB
13.	VS2_LD03		
			VRF18
14.	VS2_LD04		VEFUSE
			VCN18
			VM18
			VIO18
7.	D_GND		
8.	D_GND	<b>SLDO1</b>	
9.	D_GND		
10.	D_GND		
11.	D_GND		
12.	D_GND		VRF12_S
13.	D_GND		VRF12
14.	D_GND		VA12
15.	D_GND		VSRAM_PROCC11
16.	D_GND		VSRAM_OTHERS
17.	D_GND		VSRAM_GPU
18.	D_GND		VSRAM_CORE
19.	D_GND		VSRAM_PROCC12
20.	D_GND		VDRAM2
21.	D_GND	<b>SLDO2</b>	
22.	D_GND		
23.	D_GND		
24.	D_GND		
25.	D_GND		
26.	D_GND		
27.	D_GND		
28.	D_GND		
29.	D_GND		
30.	D_GND		
31.	D_GND		
32.	D_GND		
33.	D_GND		
34.	D_GND		
35.	D_GND		
36.	D_GND		
37.	D_GND		
38.	D_GND		
39.	D_GND		
40.	D_GND		
41.	D_GND		
42.	D_GND		
43.	D_GND		
44.	D_GND		
45.	D_GND		
46.	D_GND		
47.	D_GND		
48.	D_GND		
49.	D_GND		
50.	D_GND		
51.	D_GND		
52.	D_GND		
53.	D_GND		
54.	D_GND		
55.	D_GND		
56.	D_GND		
57.	D_GND		
58.	D_GND		
59.	D_GND		
60.	D_GND		
61.	D_GND		
62.	D_GND		
63.	D_GND		
64.	D_GND		
65.	D_GND		
66.	D_GND		
67.	D_GND		
68.	D_GND		
69.	D_GND		
70.	D_GND		
71.	D_GND		
72.	D_GND		
73.	D_GND		
74.	D_GND		
75.	D_GND		
76.	D_GND		
77.	D_GND		
78.	D_GND		
79.	D_GND		
80.	D_GND		
81.	D_GND		
82.	D_GND		
83.	D_GND		
84.	D_GND		
85.	D_GND		
86.	D_GND		
87.	D_GND		
88.	D_GND		
89.	D_GND		
90.	D_GND		
91.	D_GND		
92.	D_GND		
93.	D_GND		
94.	D_GND		
95.	D_GND		
96.	D_GND		
97.	D_GND		
98.	D_GND		
99.	D_GND		
100.	D_GND		
101.	D_GND		
102.	D_GND		
103.	D_GND		
104			



REVISION RECORD			
LTR	ECO NO:	APPROVED:	DATE:

COMPANY: TRANSSION HOLDINGS				MODEL: H81X		Modified Date: 2021/8/5	
DRAWN	LJJ/DLA	DATED	2021/03/17	TITLE: 20_POWER_MT6366_I		VERSION: V1.0	SHEET: 7 OF 26
CHECKED	<CHECKED>	DATED	< >	Confidentiality	CONFIDENTIAL		

REVISION RECORD			
LTR	ECO NO:	APPROVED:	DATE:



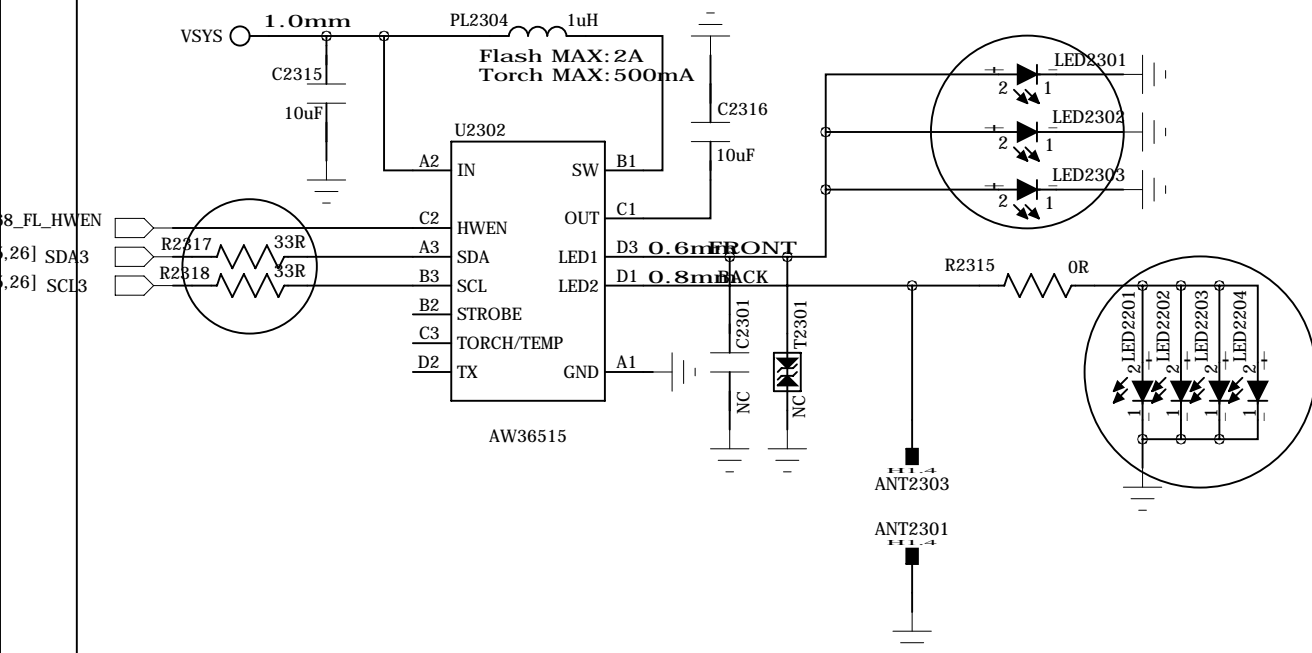


# POWER\_THIRD-PARTY\_I

REVISION RECORD			
LTR	ECO NO:	APPROVED:	DATE:

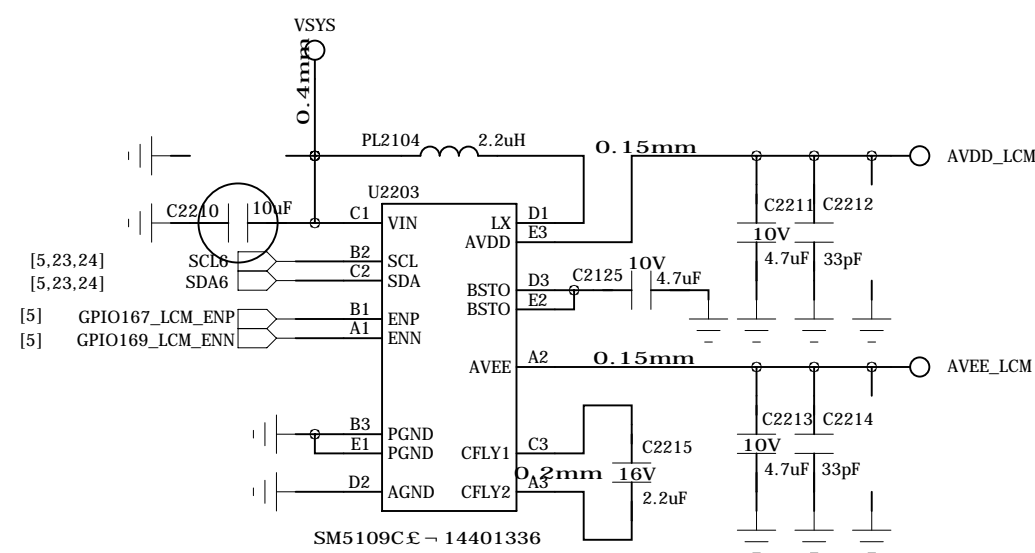
# FLASH LED

AW36515:I2C ADDRESS:0xC6(Write)/0xC7(Read)

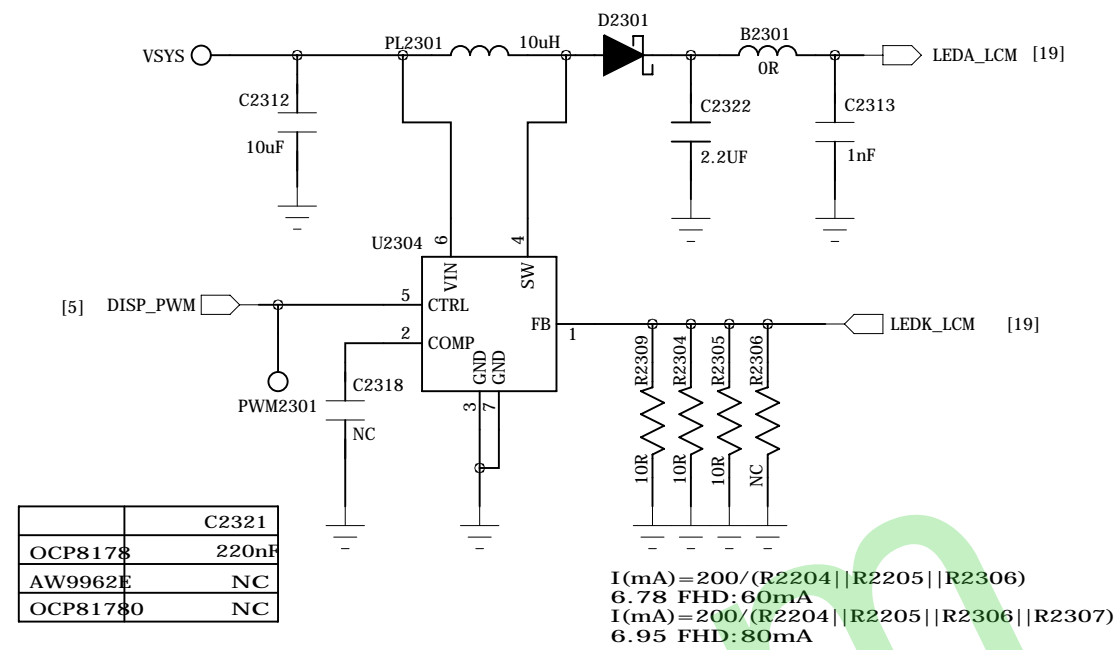


# LCM BIAS

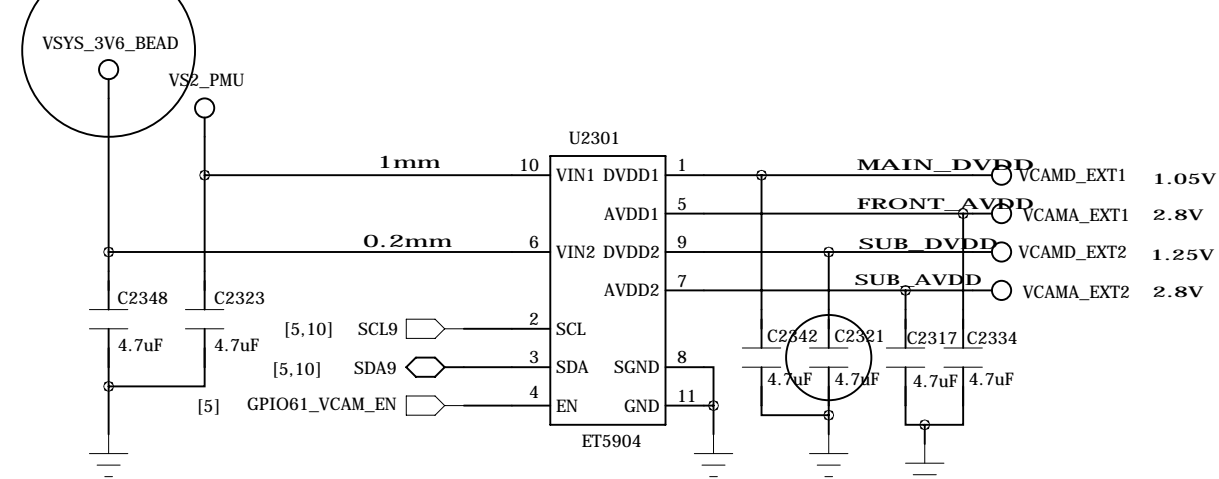
NT50358ACG/J: I2C ADDRESS: 0x7C(Write)/0x7D(Read)



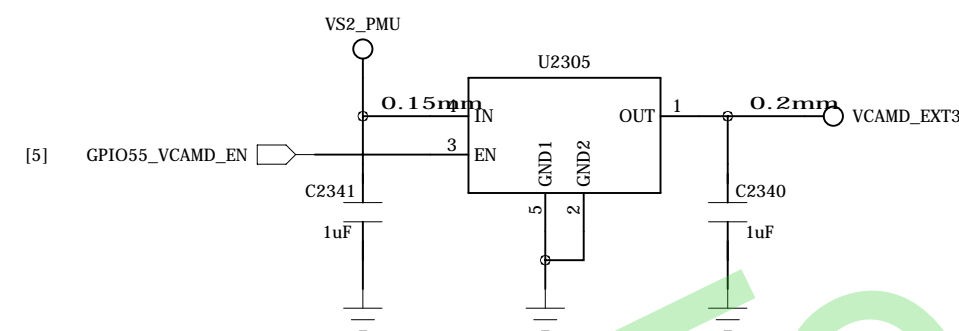
# LCM LED



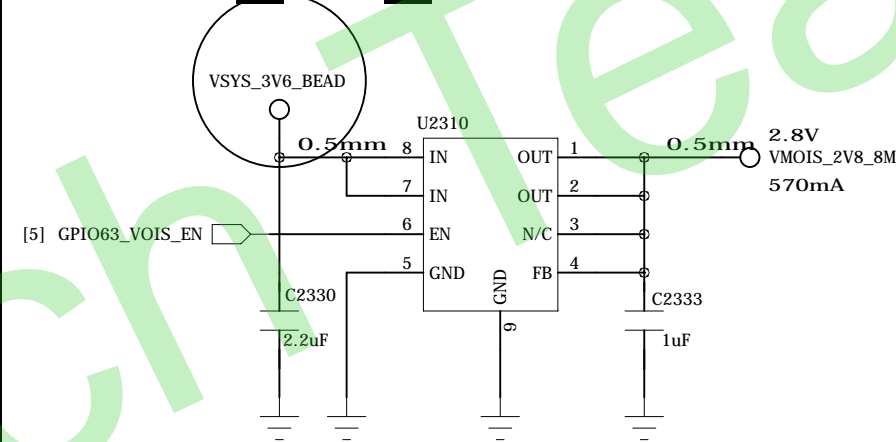
ET5904:I2C ADDRESS:0x50(Write)/0x51(Read)  
WL2866D:I2C ADDRESS:0x50(Write)/0x51(Read)



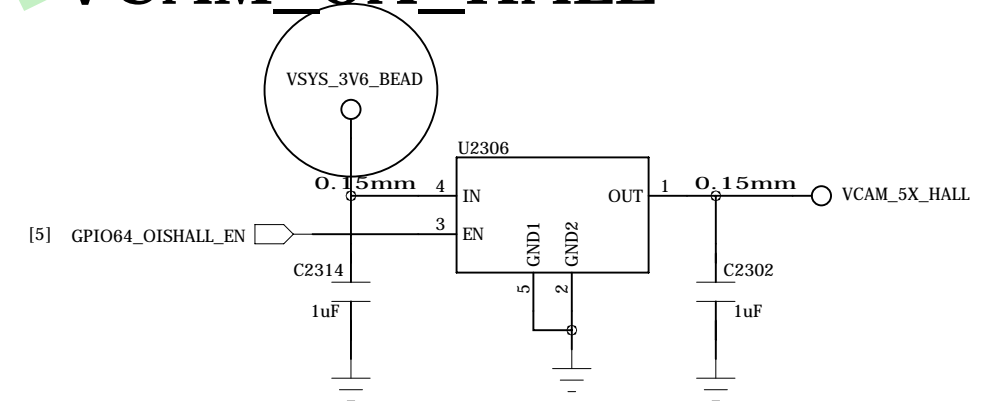
## VCAMD\_EXT3(1.25V)



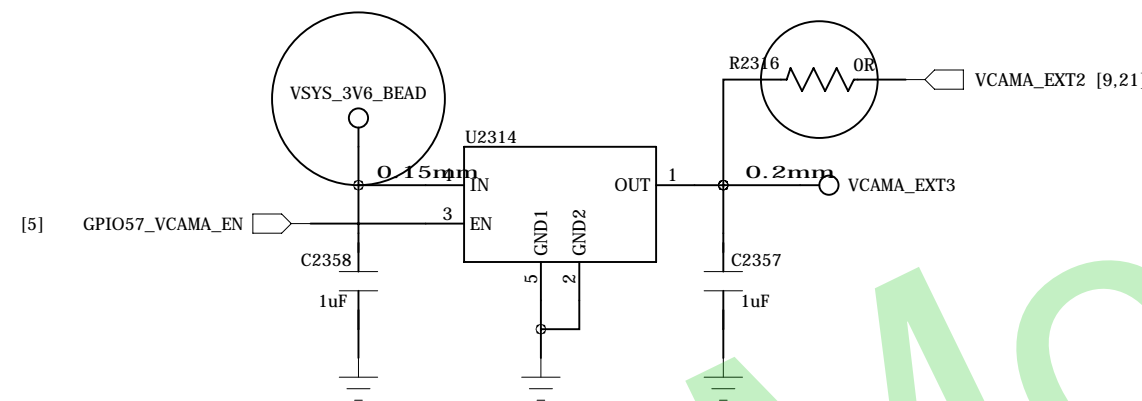
## VCAM\_5X\_OIS



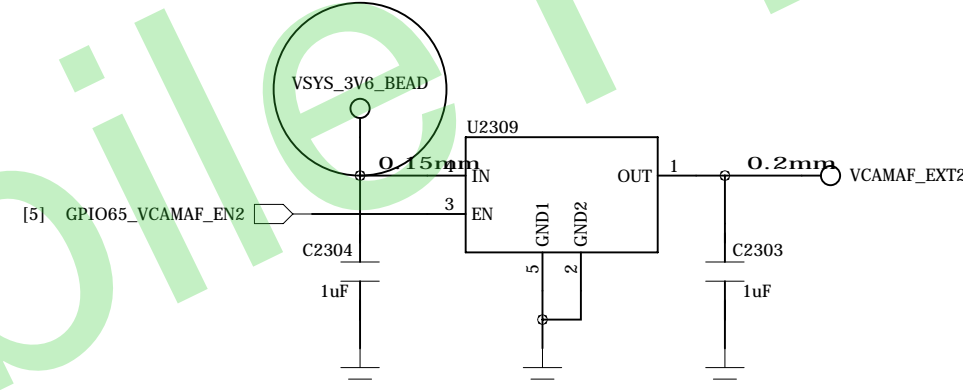
## VCAM\_5X\_HALL



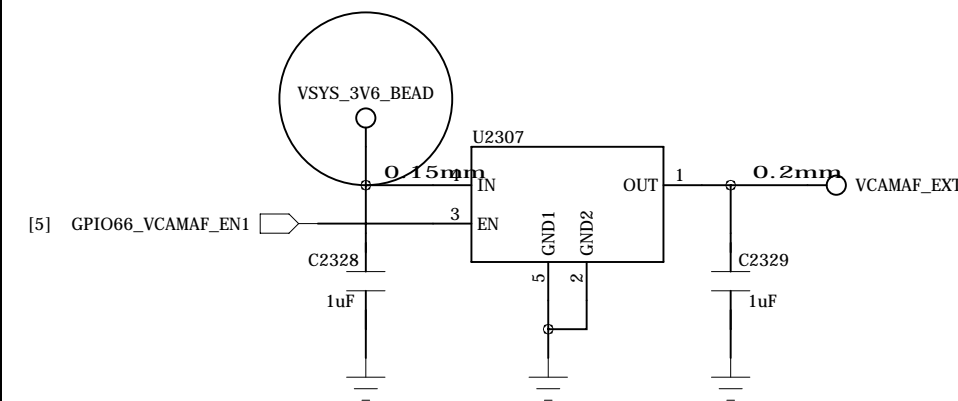
## VCAMA\_EXT(2.8V)



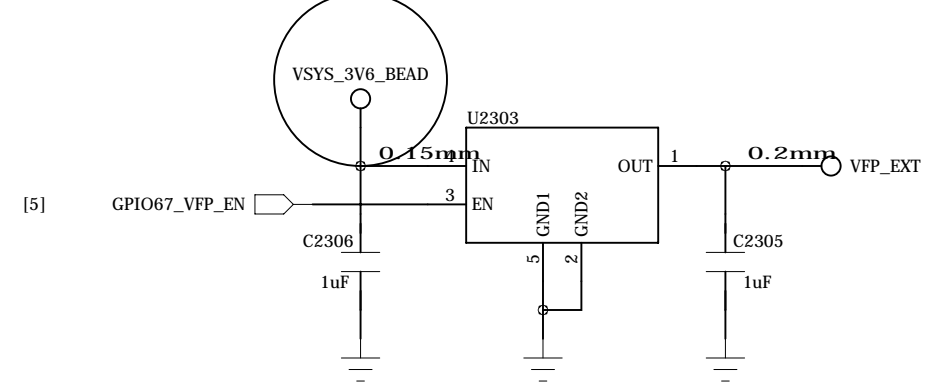
## VCAMAF\_EXT(2.8V)



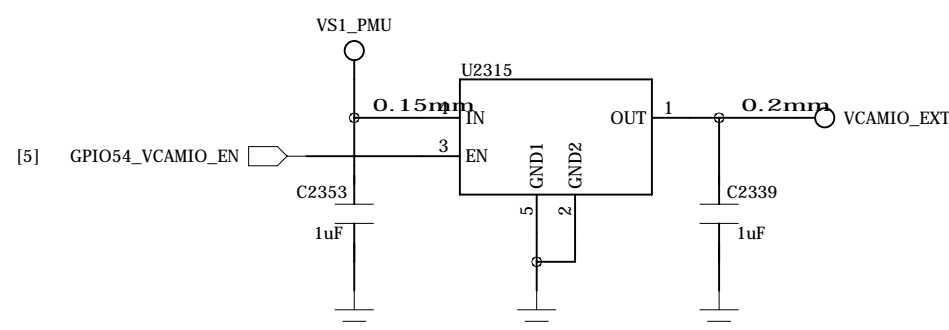
## VCAMAF\_EXT(2.8V)



# FPS\_EXT(2.8V)



## VCAMIO\_EXT(1.8V)



COMPANY: TRANSSION HOLDINGS				MODEL: H81X		Modified Date: 2021/8/5	
DRAWN	LJJ/DLA	DATED	2021/03/17	TITLE: 23_POWER_THIRD-PARTY-I		VERSION: V1.0	SHEET: 9 OF 26
CHECKED	<CHECKED>	DATED	< >	Confidentiality	CONFIDENTIAL		

REVISION RECORD			
LTR	ECO NO:	APPROVED:	DATE:

[illegible]

1. NTC2301 must keep a distance about 2 mm away from U2304 and far from other heat sources 10 mm at least.

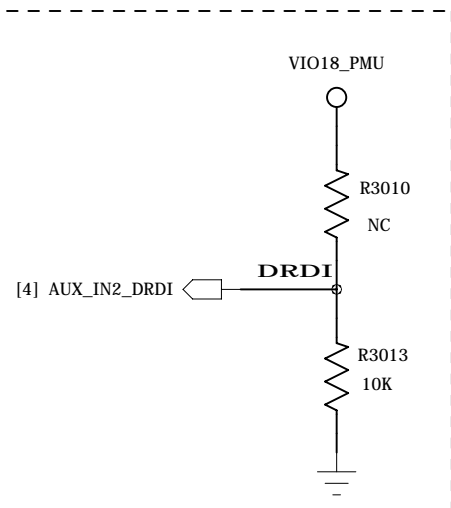
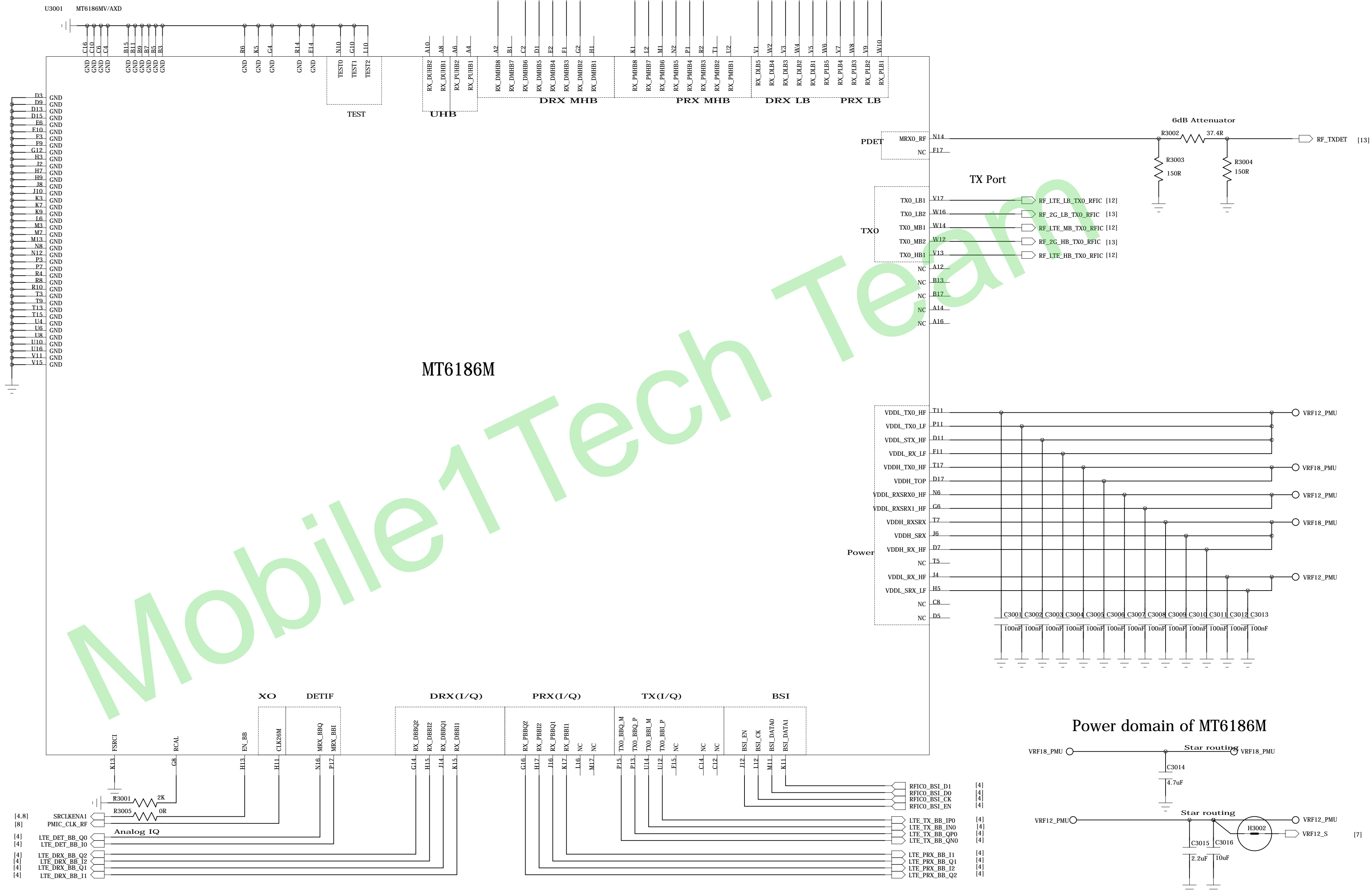
2. The distance is the shortest distance from package edge to edge.

[illegible]



## RF\_MT6186M\_PIN\_OUT

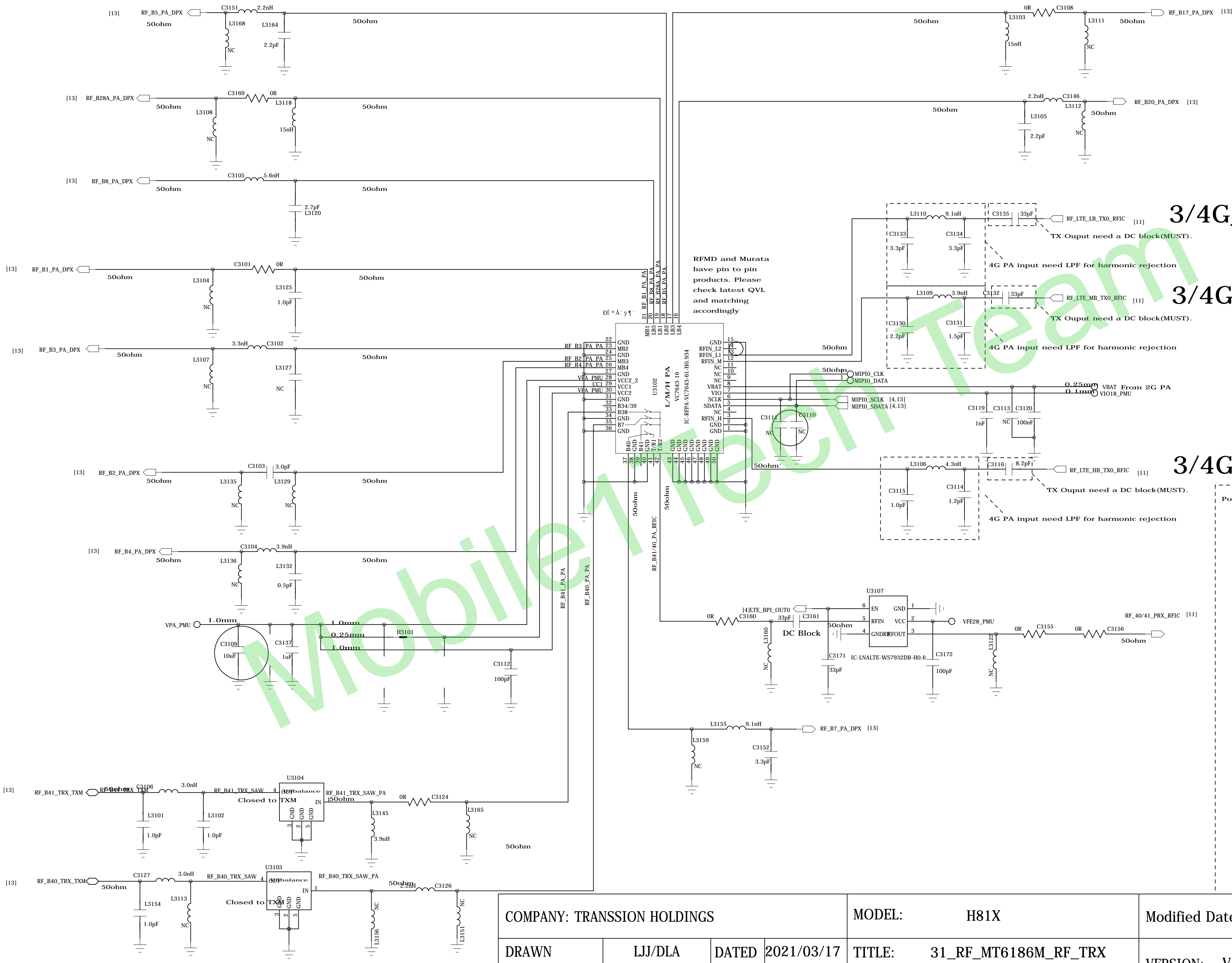
REVISION RECORD			
LTR	ECO NO:	APPROVED:	DATE:



COMPANY: TRANSSION HOLDINGS				MODEL: H81X		Modified Date: 2021/8/5	
DRAWN	LJJ/DLA	DATED	2021/03/17	TITLE: 30_RF_MT6186M_PIN_OUT		VERSION: V1.0	SHEET: 11 OF 26
CHECKED	<CHECKED>	DATED	< >	Confidentiality	CONFIDENTIAL		

# RF\_MT6186M\_RF\_TX

REVISION RECORD			
LTR	ECO NO:	APPROVED:	DATE:

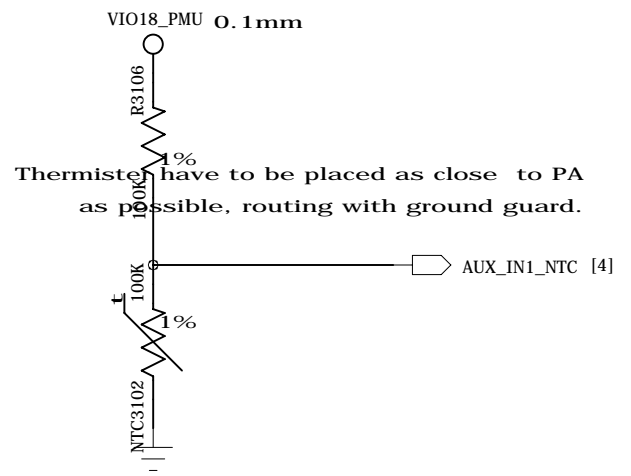


3/4G\_PAIN\_LB

3/4G\_PAIN\_MB

3/4G\_PAIN\_HB

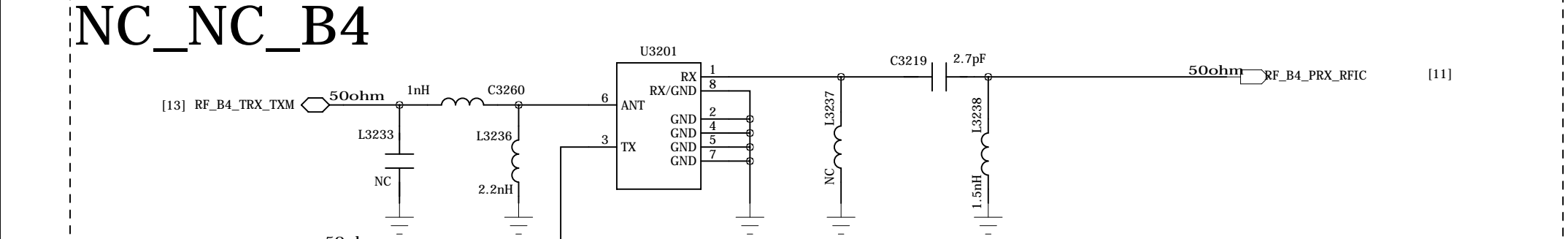
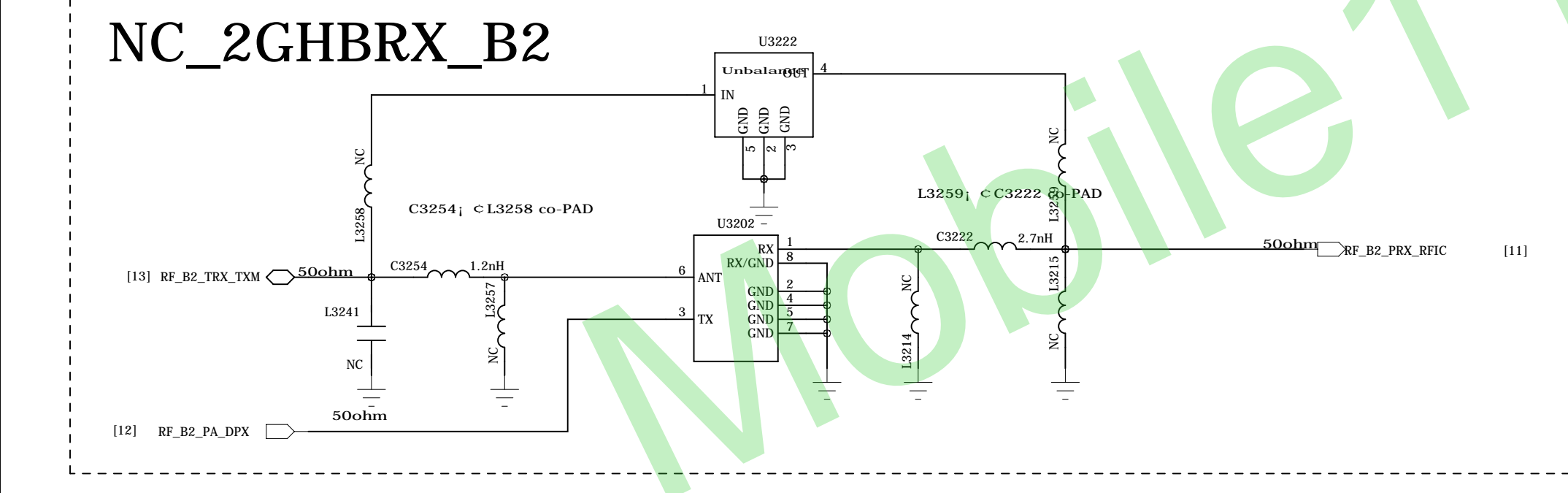
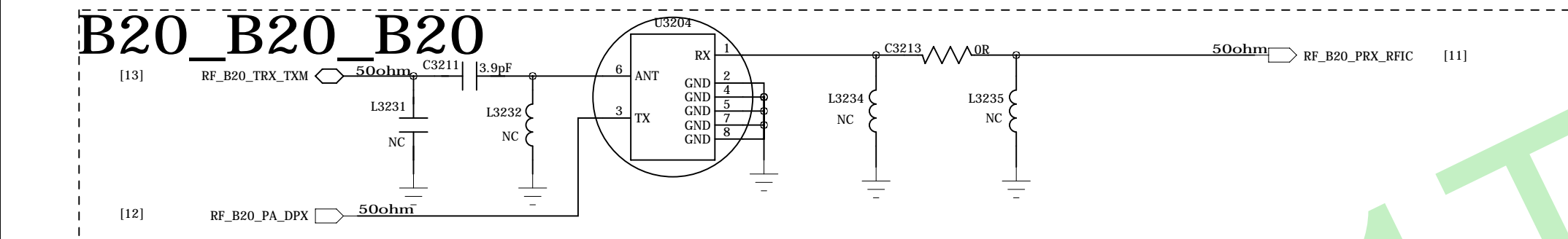
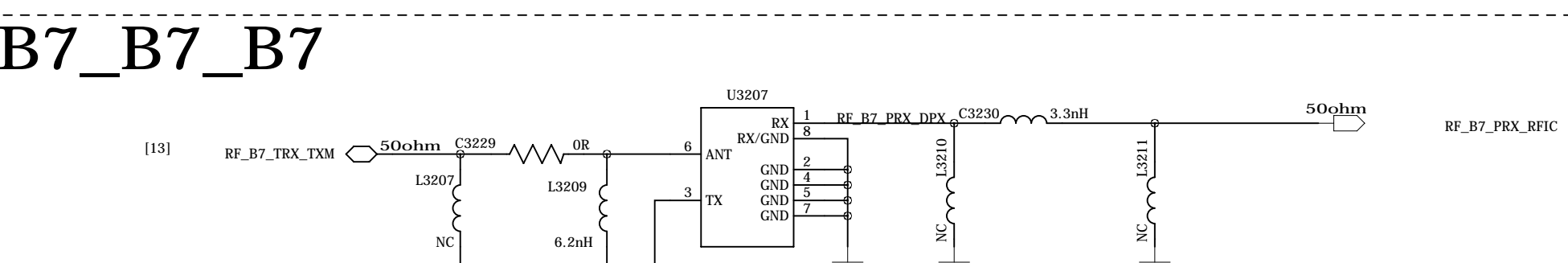
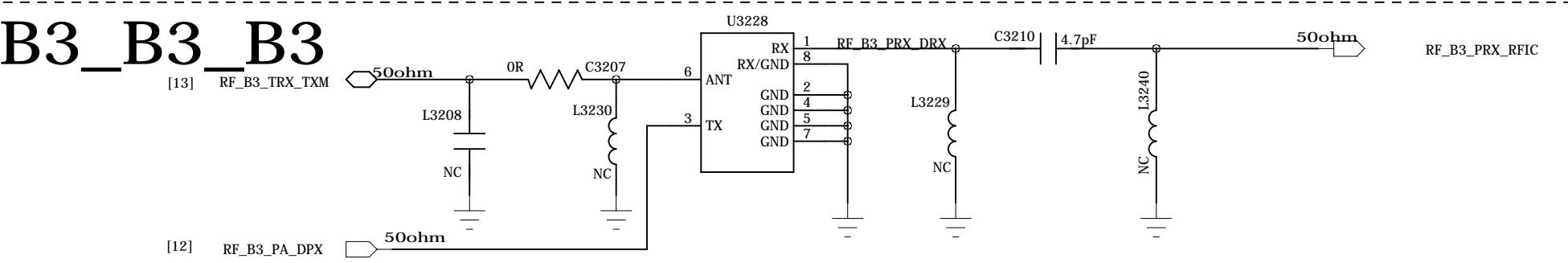
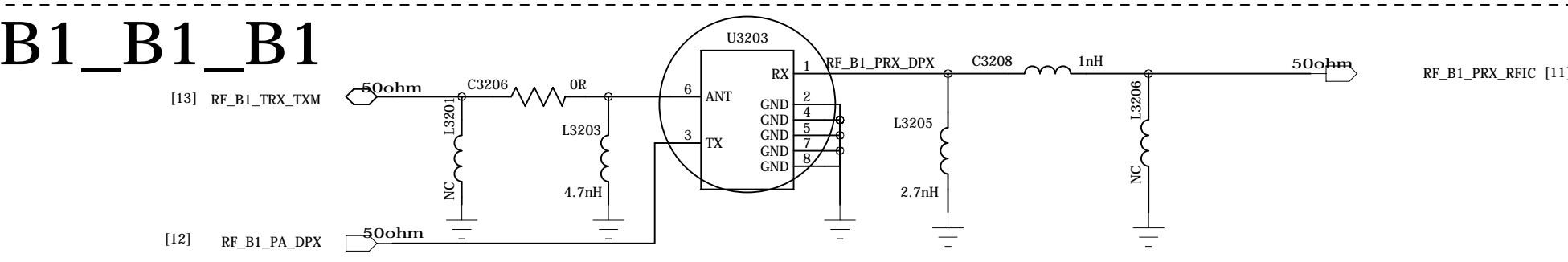
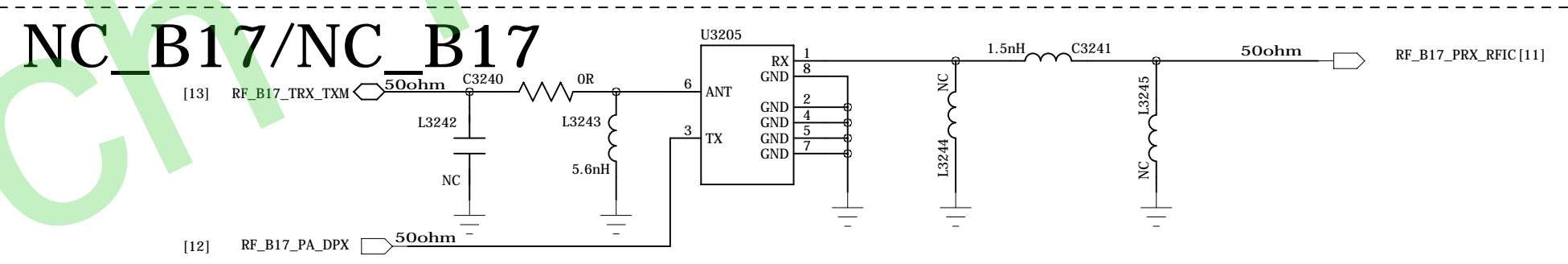
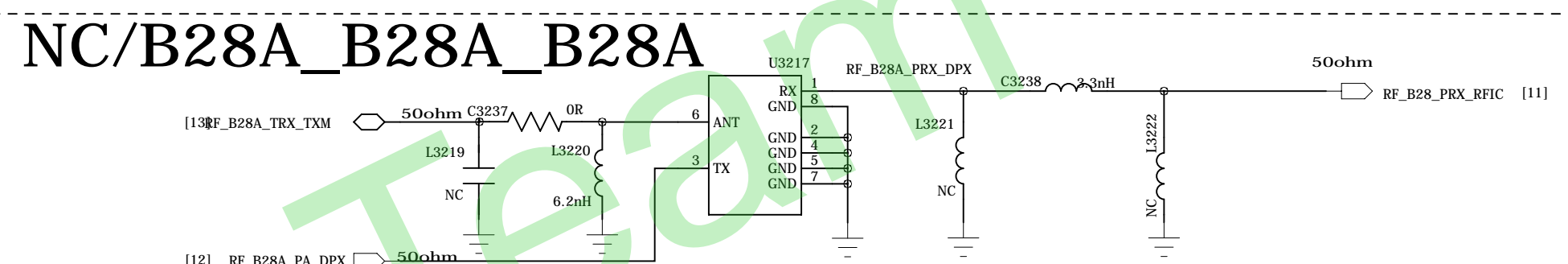
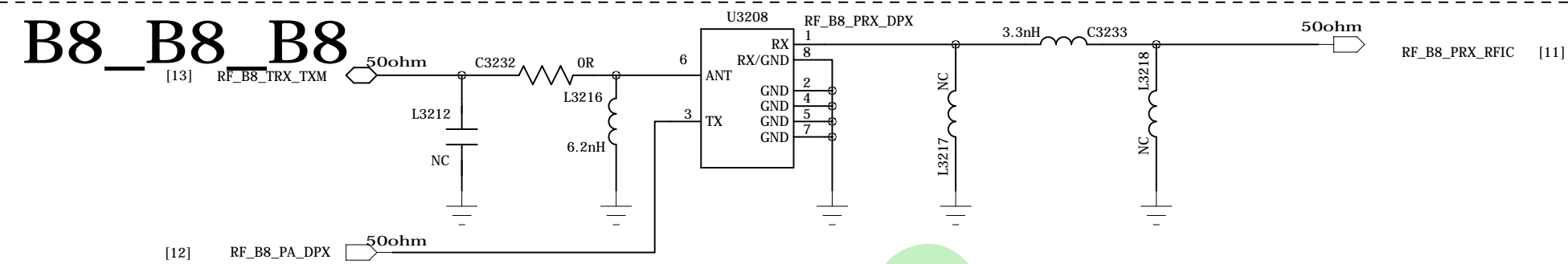
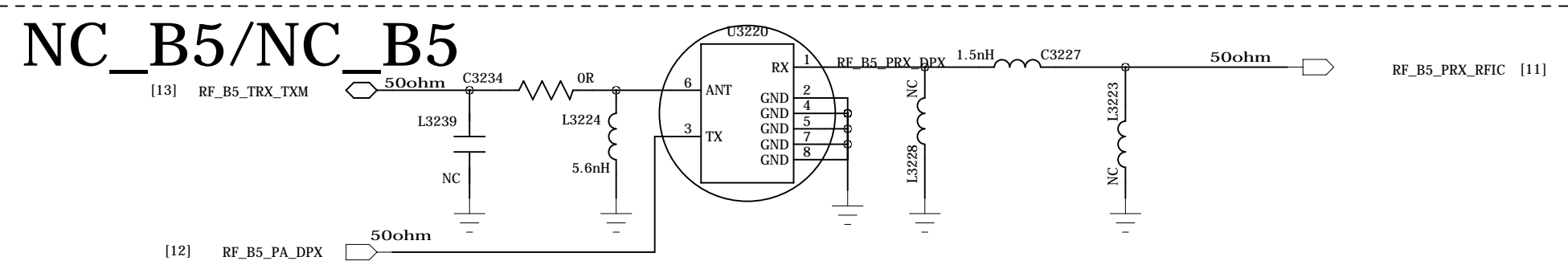
Power



COMPANY: TRANSSION HOLDINGS				MODEL: H81X		Modified Date: 2021/8/5	
DRAWN	LJJ/DLA	DATED	2021/03/17	TITLE: 31_RF_MT6186M_RF_TRX		VERSION: V1.0	SHEET: 12 OF 26
CHECKED	<CHECKED>	DATED	< >	Confidentiality	CONFIDENTIAL		

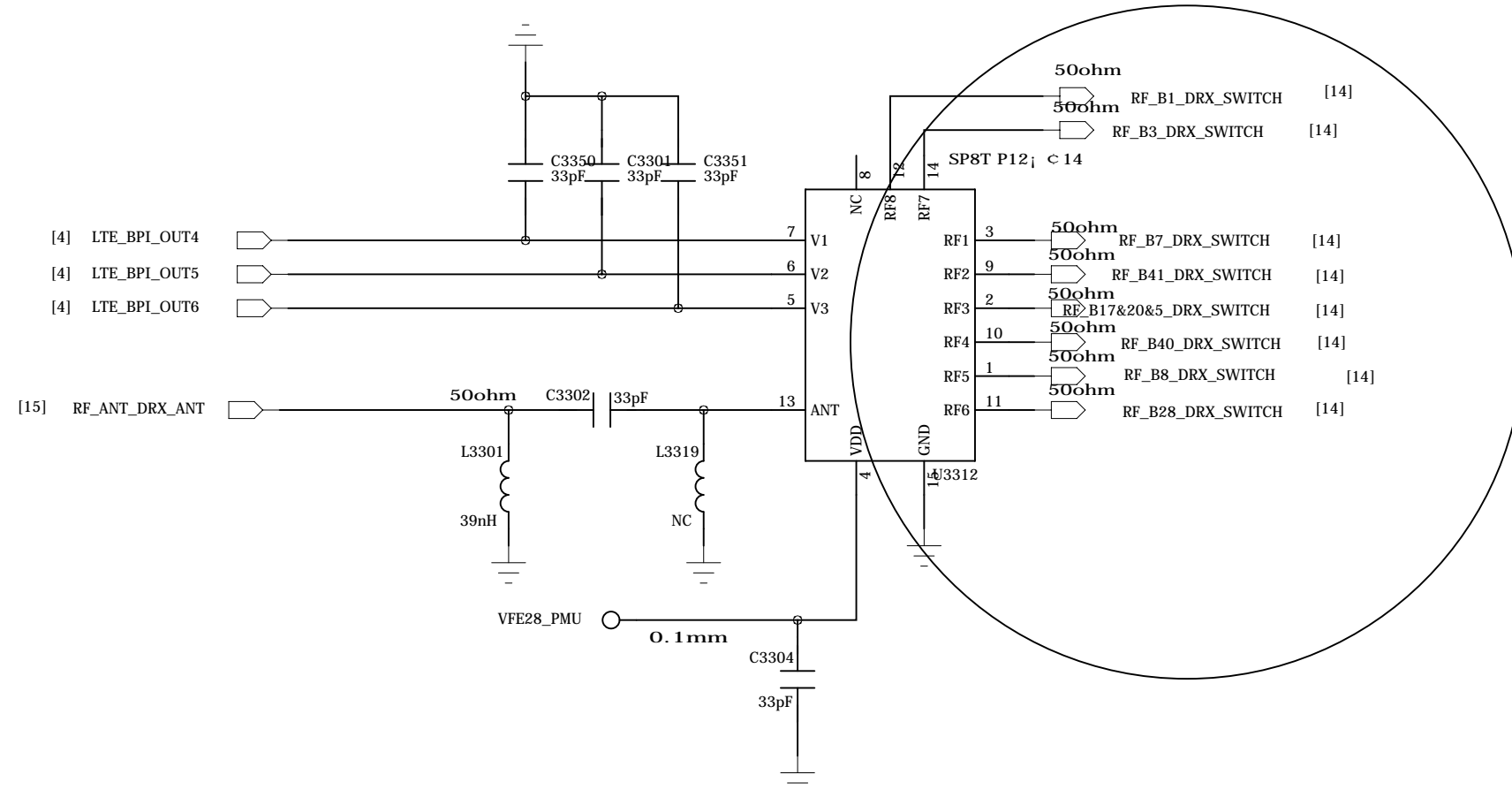


REVISION RECORD			
LTR	ECO NO:	APPROVED:	DATE:



COMPANY: TRANSSION HOLDINGS				MODEL: H81X		Modified Date: 2021/8/5	
DRAWN	LJJ/DLA	DATED	2021/03/17	TITLE: 32_RF_MT6186M_RF_PRX		VERSION: V1.0	SHEET: 13 OF 26
CHECKED	<CHECKED>	DATED	< >	Confidentiality	CONFIDENTIAL		

## RF\_MT6186M\_RF\_DRX

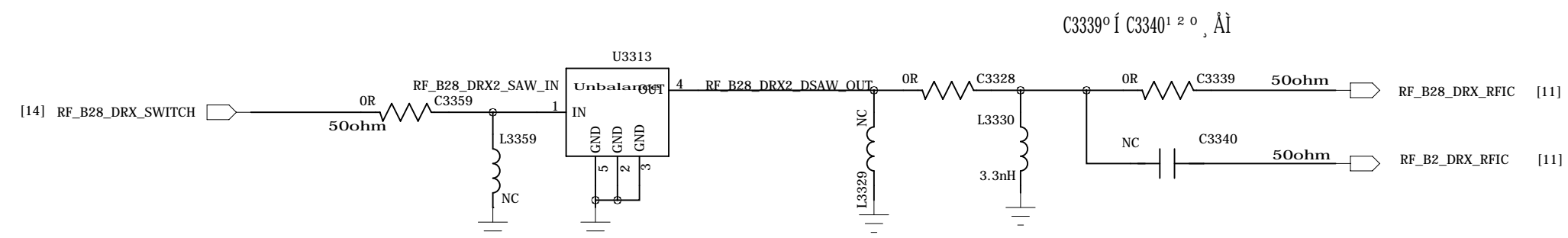
[illegible]

REVISION RECORD			
LTR	ECO NO:	APPROVED:	DATE:

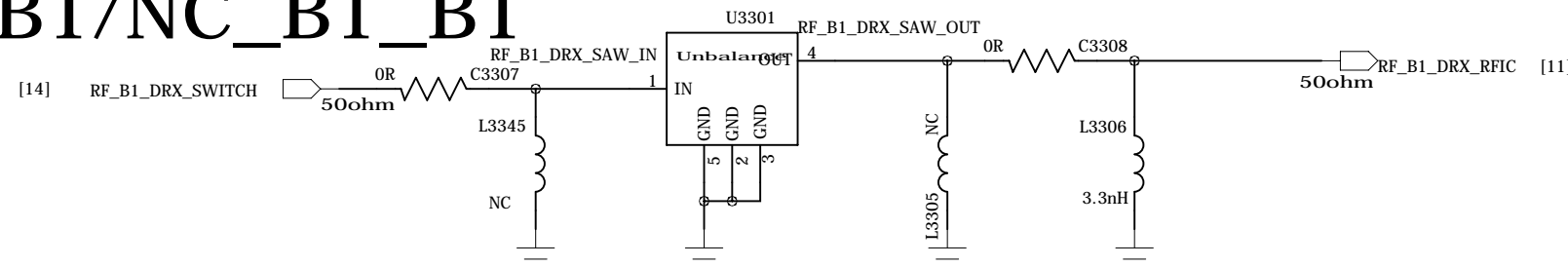
  

**Power**
0.2mm
VFE28\_PMU

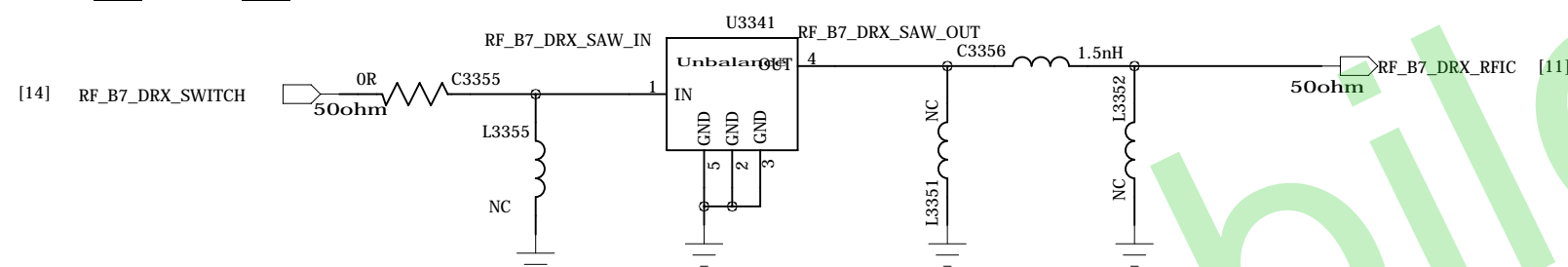
1uF  
C3303



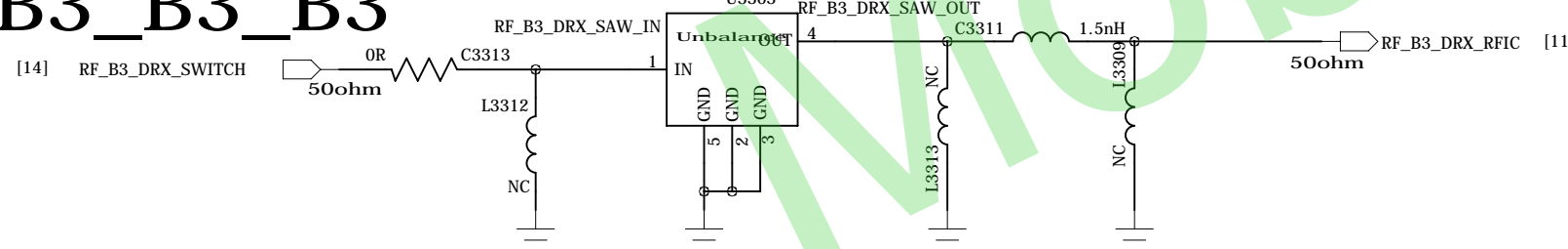
B1/NC\_B1\_B1



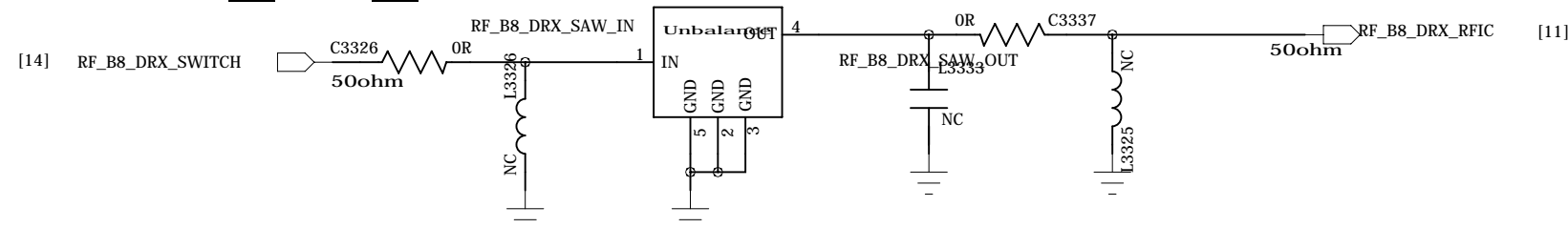
B7\_B7\_B7



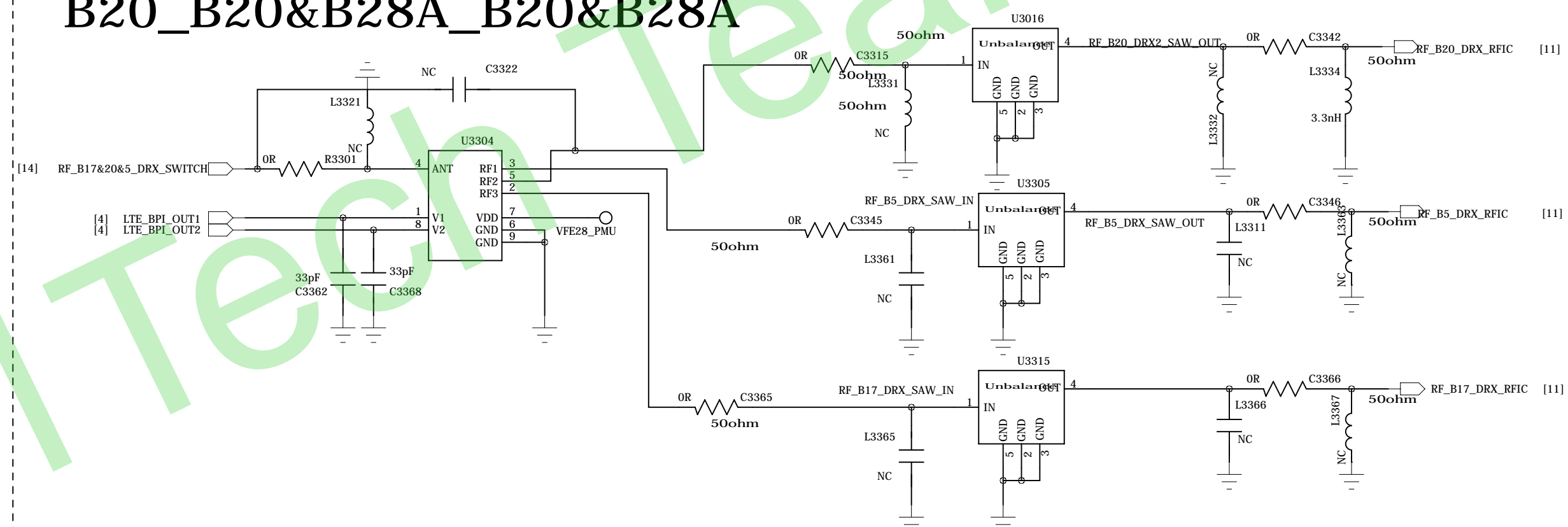
B3\_B3\_B3



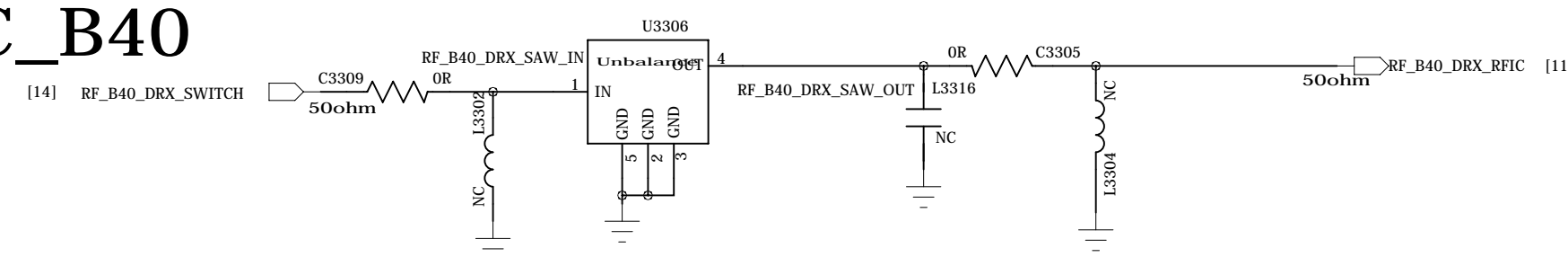
NC/B8\_B8\_B8



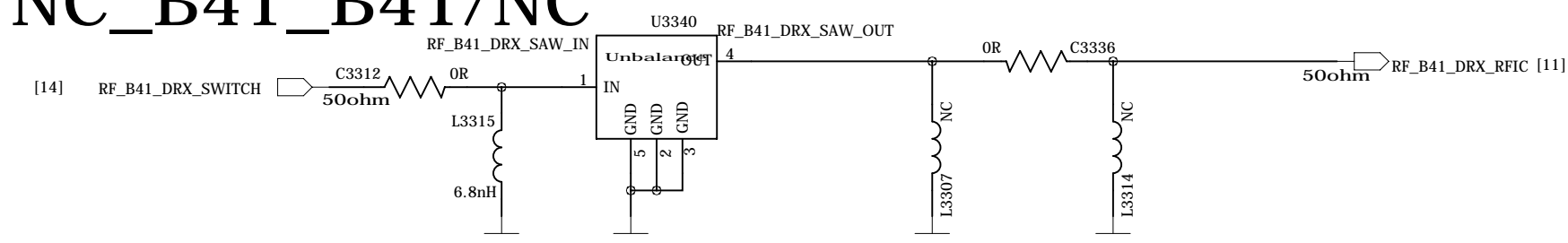
B20\_B20&B28A\_B20&B28A



## NC\_B40



## NC\_B41\_B41/NC



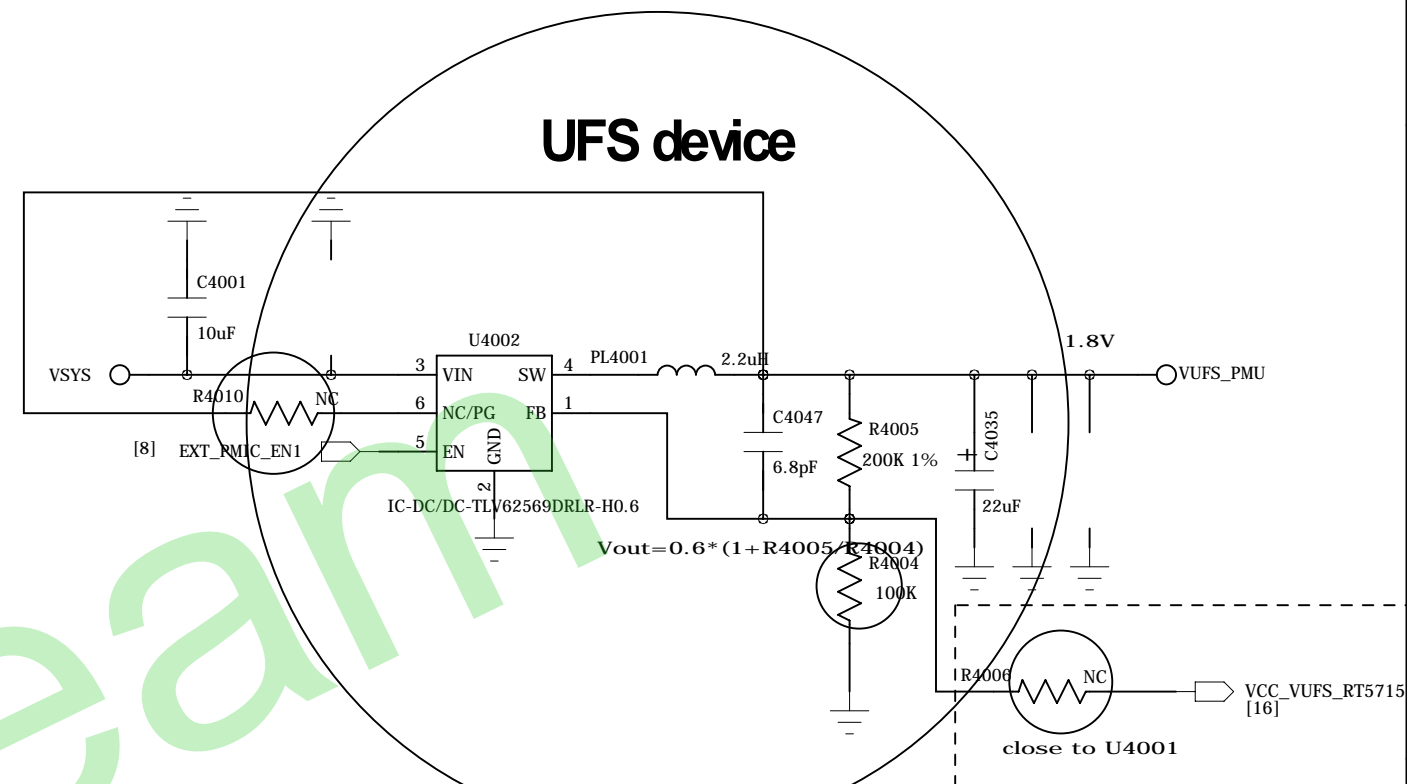
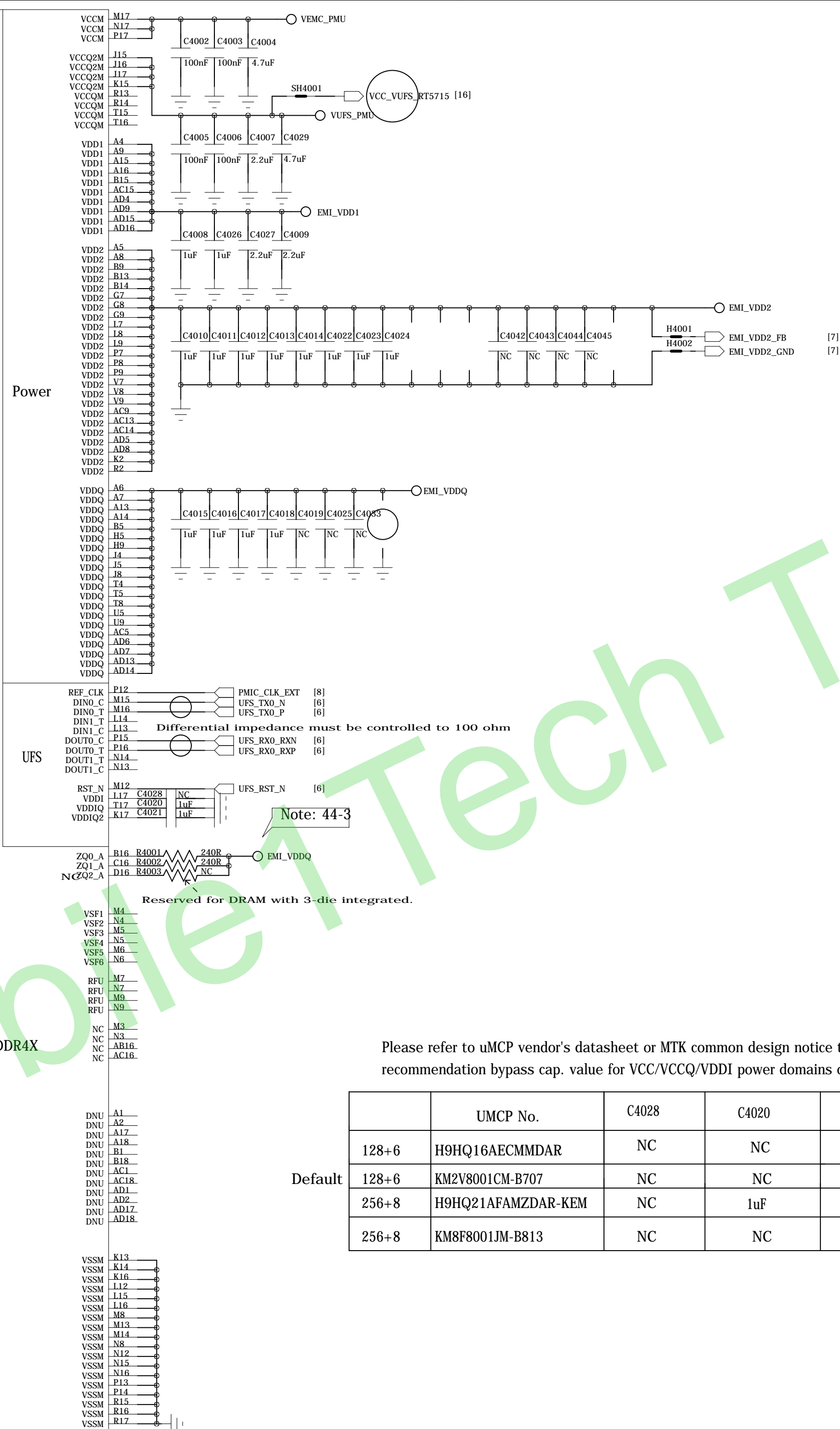
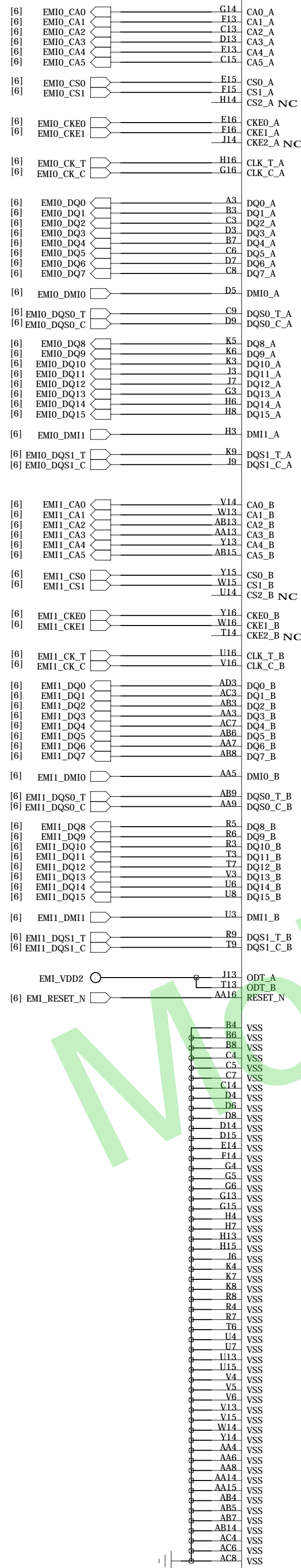
COMPANY: TRANSSION HOLDINGS				MODEL: H81X		Modified Date: 2021/8/5	
DRAWN	LJJ/DLA	DATED	2021/03/17	TITLE: 33_RF_MT6186M_RF_DRX		VERSION: V1.0	SHEET: 14 OF 26
CHECKED	<CHECKED>	DATED	< >	Confidentiality	CONFIDENTIAL		



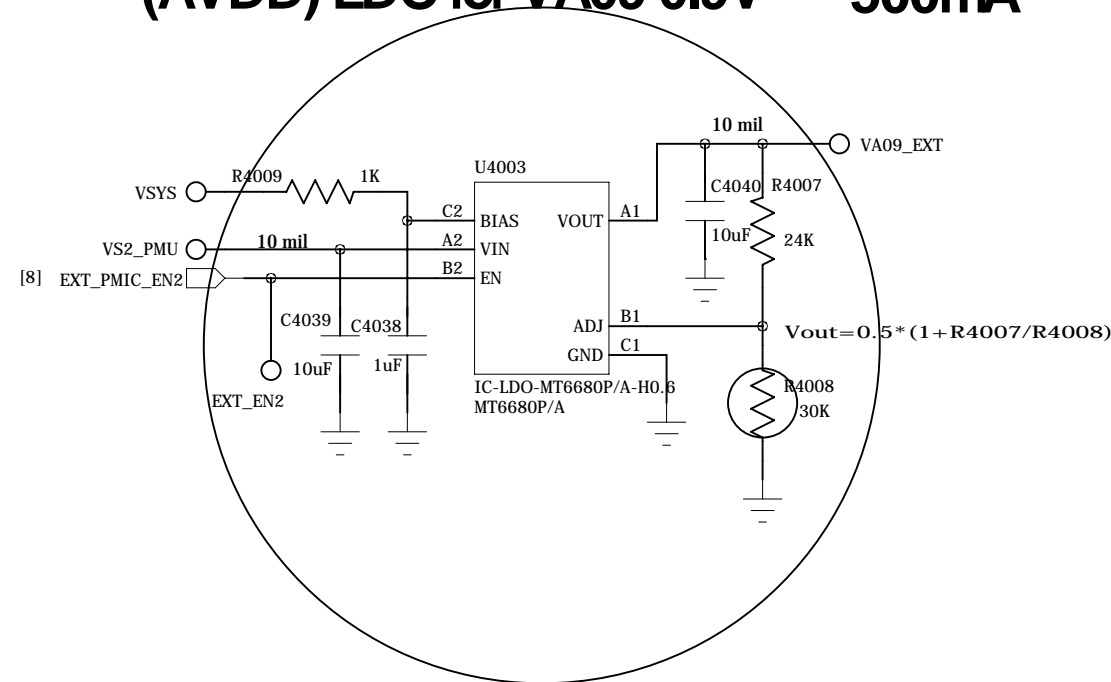


# MEM\_uMCP\_LPDDR4x

REVISION RECORD			
LTR	ECO NO:	APPROVED:	DATE:



**(AVDD) LDO for VA09 0.9V      500mA**



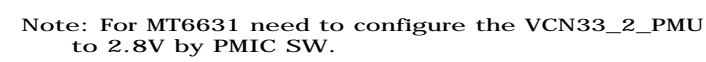
Please refer to uMCP vendor's datasheet or MTK common design notice to get the recommendation bypass cap. value for VCC/VCCQ/VDDI power domains of UFS.

	UMCP No.	C4028	C4020	C4021
128+6	H9HQ16AECMMDAR	NC	NC	1uF
128+6	KM2V8001CM-B707	NC	NC	1uF
256+8	H9HQ21AFAMZDAR-KEM	NC	1uF	1uF
256+8	KM8F8001JM-B813	NC	NC	1uF

COMPANY: TRANSSION HOLDINGS				MODEL: H81X		Modified Date: 2021/8/5	
DRAWN	LJJ/DLA	DATED	2021/03/17	TITLE: 40_MEMORY_UMCP_LPDDR4X		VERSION: V1.0	SHEET: 16 OF 26
CHECKED	<CHECKED>	DATED	< >	Confidentiality	CONFIDENTIAL		



REVISION RECORD			
LTR	ECO NO:	APPROVED:	DATE:



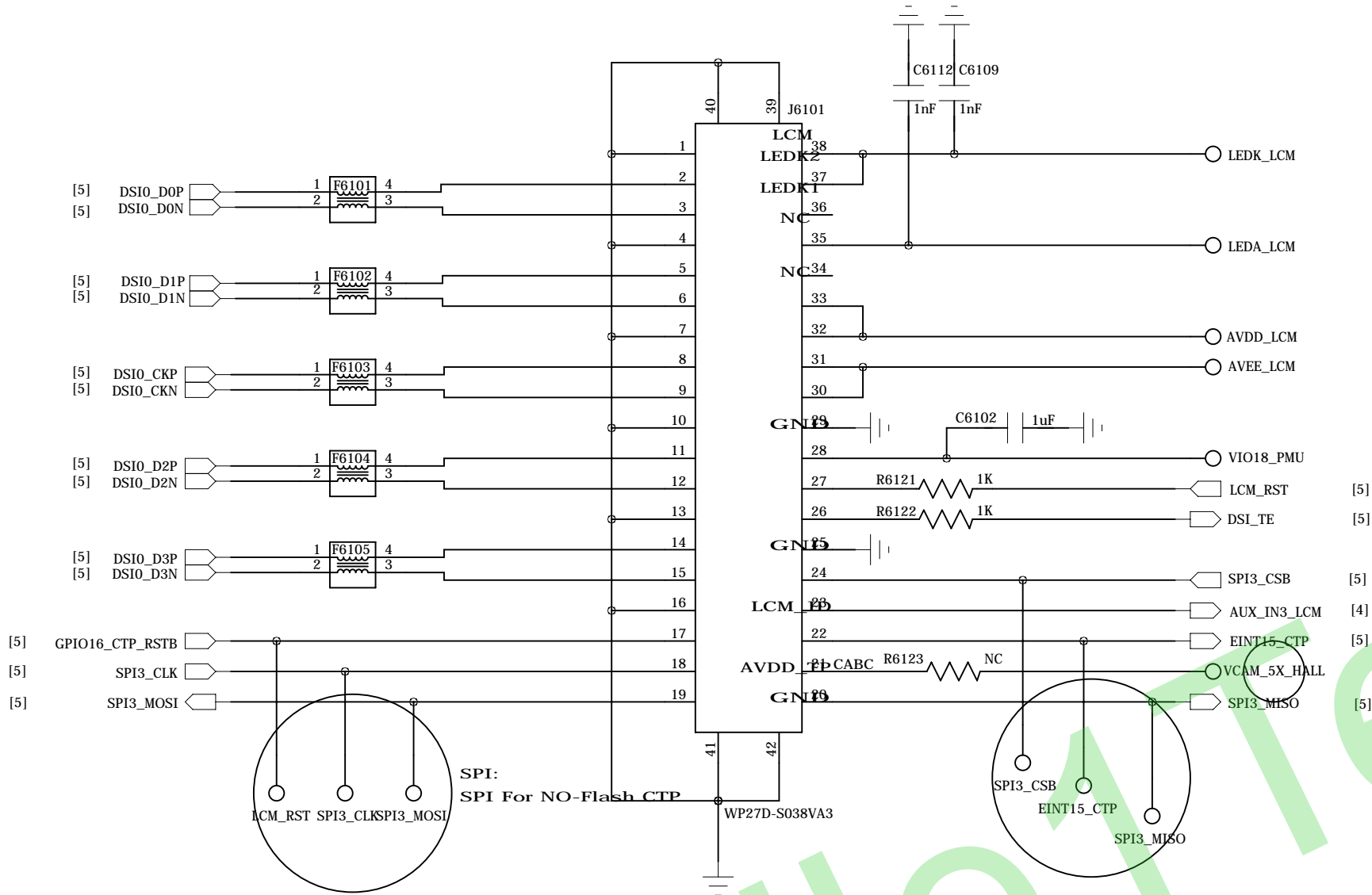
COMPANY: TRANSSION HOLDINGS				MODEL: H81X		Modified Date: 2021/8/5	
DRAWN	LJJ/DLA	DATED	2021/03/17	TITLE: 50_CONNECTIVITY_MT6631		VERSION: V1.0	SHEET: 17 OF 26
CHECKED	<CHECKED>	DATED	< >	Confidentiality	CONFIDENTIAL		



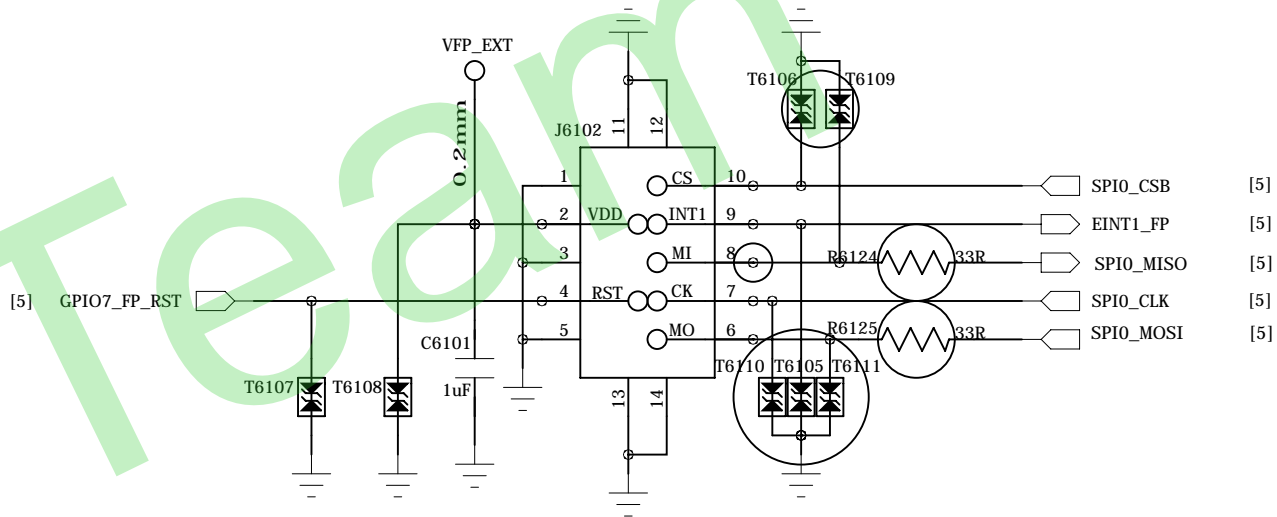
REVISION RECORD			
LTR	ECO NO:	APPROVED:	DATE:

LCD\_CTP\_INTERFACE

CTP (NT36525) I2C address: 0X01 (Write:0x02, Read:0x03)



FINGER PRINT

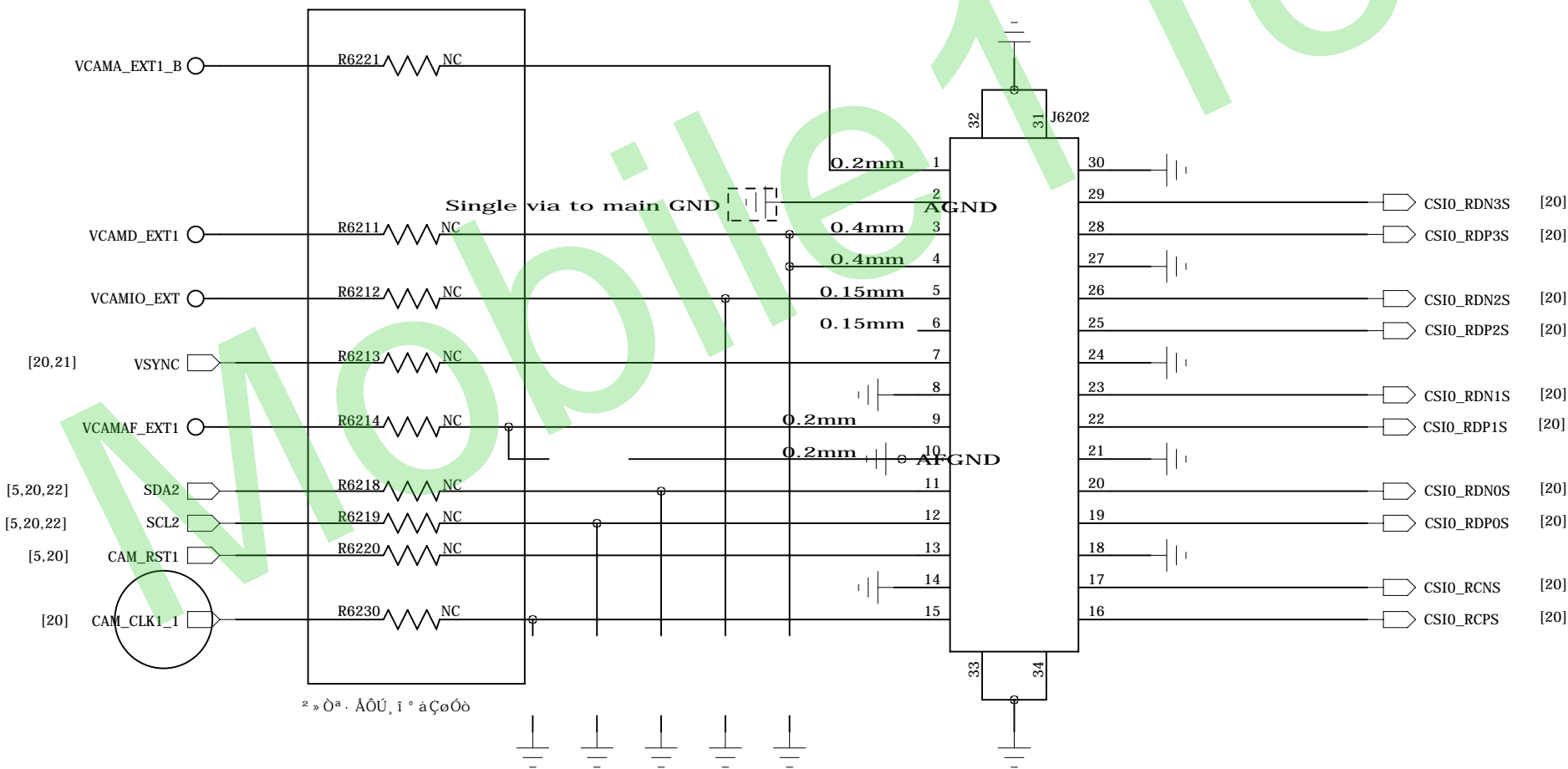
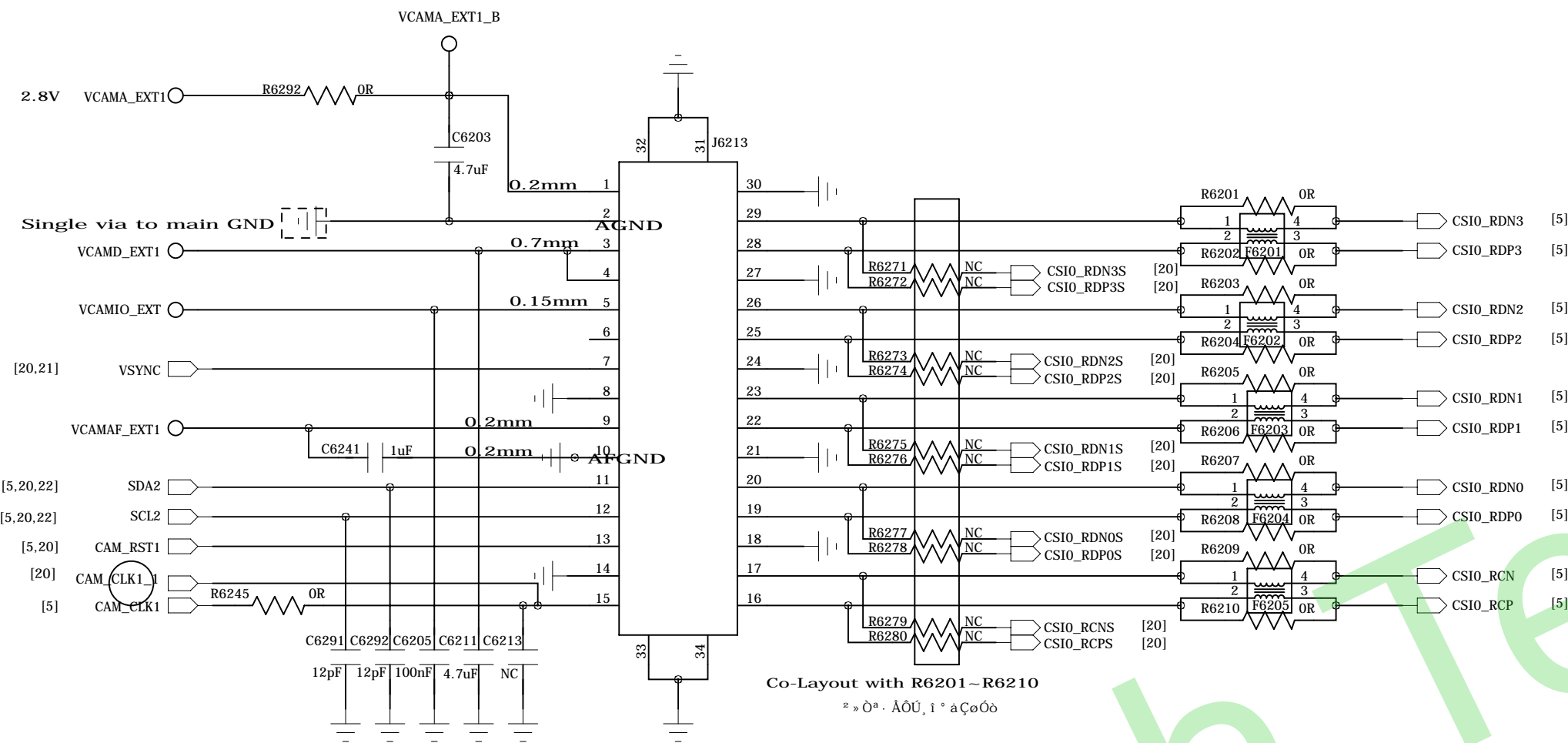


COMPANY: TRANSSION HOLDINGS				MODEL: H81X		Modified Date: 2021/8/5	
DRAWN	LJJ/DLA	DATED	2021/03/17	TITLE: 61_PERI_LCM_CTP_FP		VERSION: V1.0	SHEET: 19 OF 26
CHECKED	<CHECKED>	DATED	< >	Confidentiality	CONFIDENTIAL		



REVISION RECORD			
LTR	ECO NO:	APPROVED:	DATE:

MAIN CAMERA(64M/50M/48M



SENSOR	VCAMA	VCAMD	VCAMIO	AFVDD
S5KJN1SQ03-FC200	1.5V 150.9mA	1.1V 670.6mA	1.8V 13.7mA	2.8V 100mA
OV64B40-GA55	2.8V 95mA	1.1V 590mA	1.8V 3mA	2.8V 100mA
OV48B2Q-GA55	2.8V 58.5mA	1.15V 461.5mA	1.8V 3.9mA	2.8V 100mA
S5KGM1ST03-FC200	1.5V 58mA	1.05V 190mA	1.8V 1mA	2.8V 100mA
S5KJN1SQ03-FC200	1.5V TBDmA	1.05V TBDmA	1.8V TBDmA	2.8V 100mA
OV50C40-GA55	2.8V TBDmA	1.2V TBDmA	1.8V TBDmA	2.8V 100mA

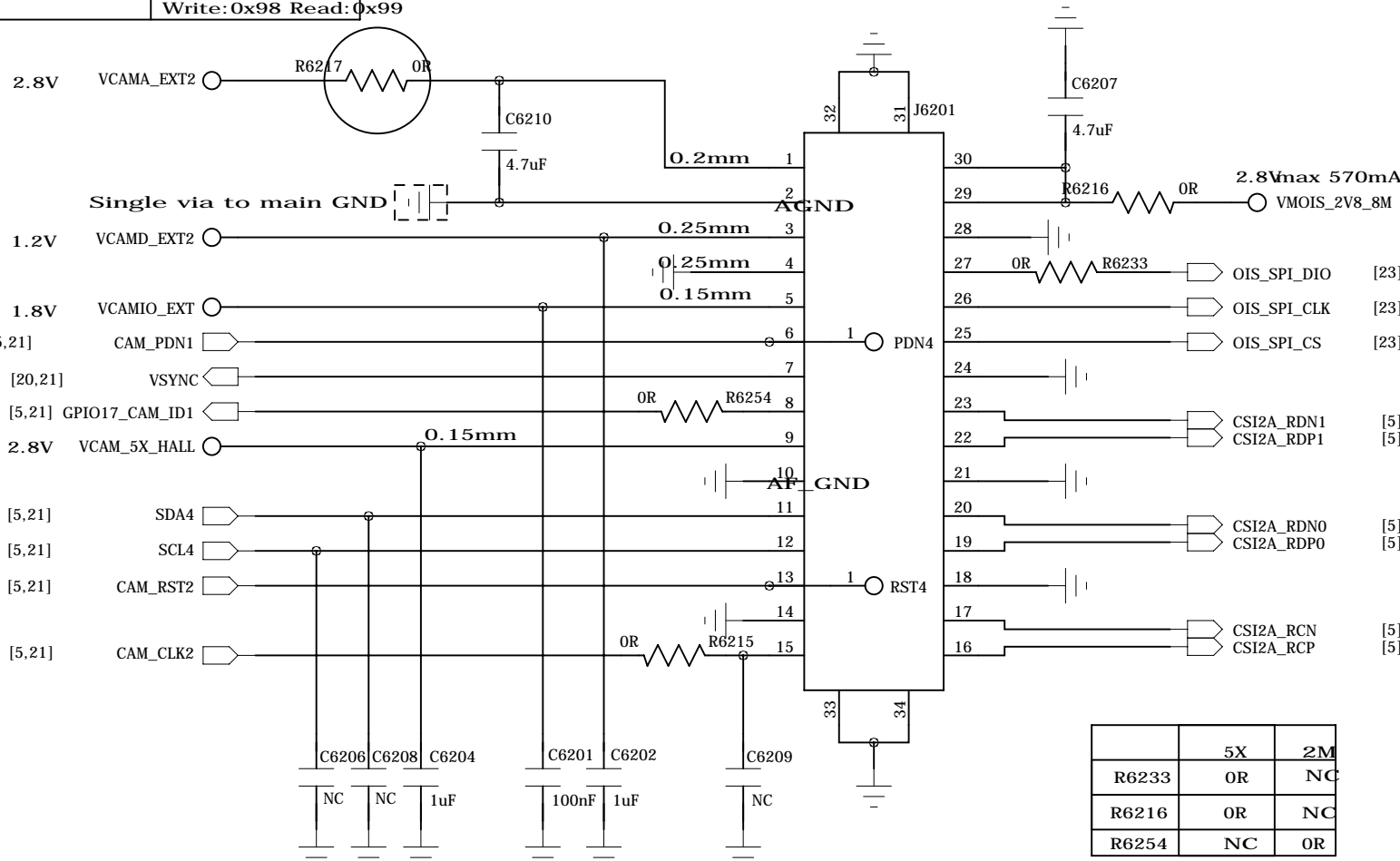
	SENSOR	I2C Address
High	64M	SENSOR(S5KGM1ST03-FC200) Write:0xA0 Read:0xA1 MOTOR(DW9800W) Write:0x18 Read:0x19 EEPROM(P24C128E-C4W1T8) Write:0xA0 Read:0xA1
Low	64M	SENSOR(OV64B40-GA55) Write:0x46 Read:0x47 MOTOR(DW9800W) Write:0x18 Read:0x19 EEPROM(GT24P128E-20V1T8) Write:0xA0 Read:0xA1
High	48M	SENSOR(OV48B2Q-GA55) Write:0x20 Read:0x21 MOTOR(DW9800W) Write:0x18 Read:0x19 EEPROM(P24C128E-C4W1T8) Write:0xA0 Read:0xA1
Low	48M	SENSOR(S5KGM1ST03-FC200) Write:0xA0 Read:0xA1 MOTOR(FP5516WE4) Write:0x18 Read:0x19 EEPROM(P24C128E-C4W1T8) Write:0xA0 Read:0xA1
Low	48M	SENSOR(S5KGM1ST03-FC200) Write:0xA0 Read:0xA1 MOTOR(DW9800W) Write:0x18 Read:0x19 EEPROM((P24C128E-C4W1T8) Write:0xA0 Read:0xA1
.64	50M	SENSOR(S5KJN1SQ03-FC200) Write:0xA0 Read:0xA1 MOTOR(DW9800W) Write:0x18 Read:0x19 EEPROM((P24C128E-C4W1T8) Write:0xA0 Read:0xA1
	50M	SENSOR(OV50C40-GA55) Write:0x20 Read:0x21 MOTOR(DW9800W) Write:0x18 Read:0x19 EEPROM((P24C128E-C4W1T8) Write:0xA0 Read:0xA1

COMPANY: TRANSSION HOLDINGS				MODEL: H81X		Modified Date: 2021/8/5	
DRAWN	LJJ/DLA	DATED	2021/03/17	TITLE: 62_PERI_CAMERA_I		VERSION: V1.0	SHEET: 20 OF 26
CHECKED	<CHECKED>	DATED	< >	Confidentiality	CONFIDENTIAL		

# CAM II (8M 5X+AF/2M MICRO)

SENSOR	VCAMA	VCAMD	VCAMIO	VMOIS	OISVDD	SENSOR	VCAMA	VCAMIO	I2C Address
OV08A10-GA5A	2.8V 46mA	1.2V 110mA	1.8V 8mA	2.8V 460mA	1.8V 15mA	GC02M1-C24Y	2.8V 40mA	1.8V 70mA	Write:0x20 Read:0x21
OV02B10-A25A	2.8V 33mA	1.8V 34mA				OV02B10-A25A	2.8V 33mA	1.8V 34mA	Write:0x78 Read:0x79

	SENSOR	I2C Address
8M	OV08A10	Write:0x6C Read:0x6D
	OIS Driver(BU63169-0000)	Write:0x1C Read:0x1D
	EEPROM(GT24P128E-2000000)	Write:0xA8 Read:0xA9
	AF Driver(AK7315D*2)	Write:0x28 Read:0x29
		Write:0x98 Read:0x99

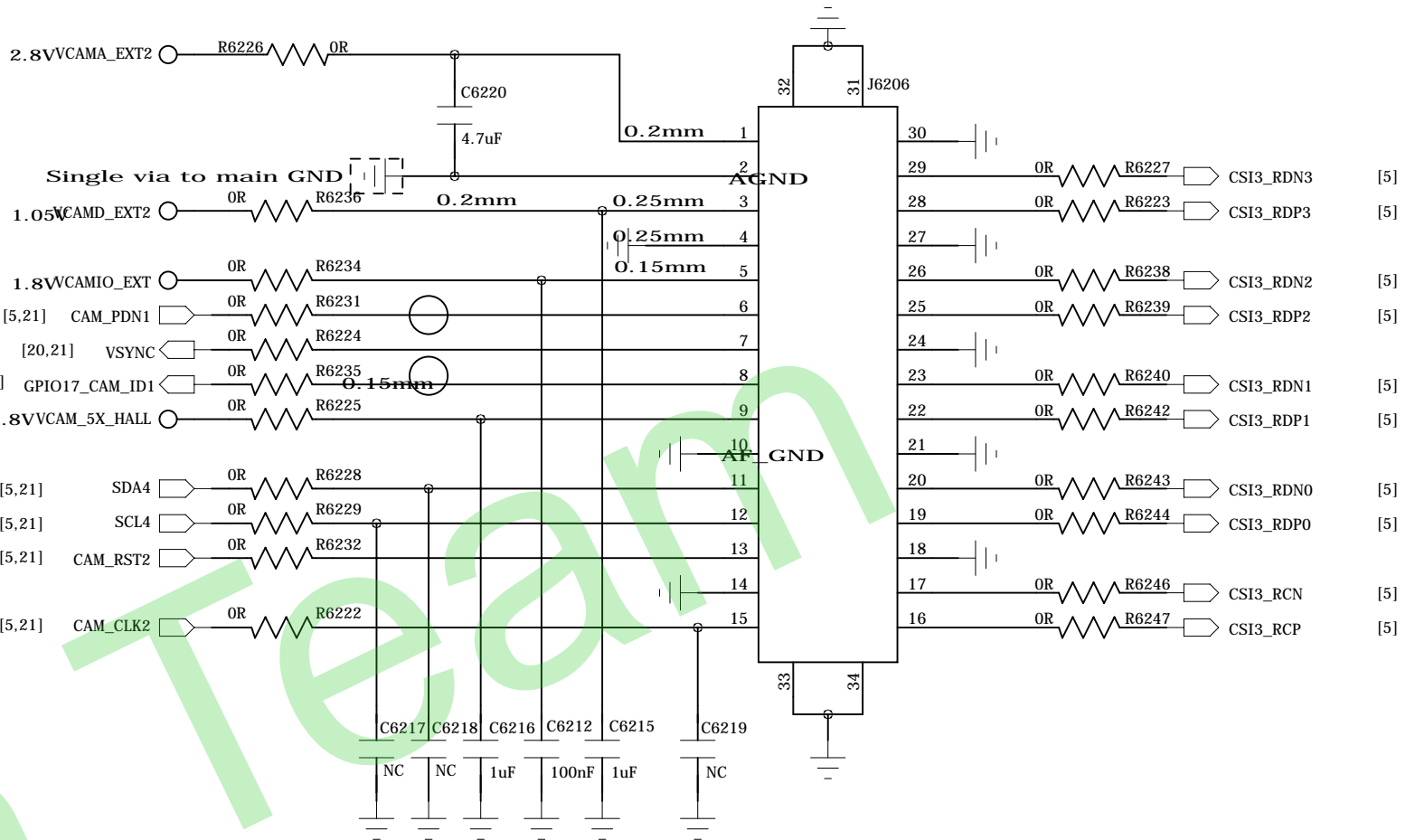


# CAM II (13M 2X)

SENSOR	VCAMA	VCAMD	VCAMIO	AFVDD
S5K3L6XX05-FG	2.8V 45mA	1.2V 160mA	1.8V 0.1A	2.8V 100mA

	SENSOR	I2C Address
13M	S5K3L6XX05-FG	Write:0x5A Read:0x5B
	OIS Driver(DW9714V)	Write:0x18 Read:0x19
	EEPROM(P24C64F-A4)	Write:0xAA Read:0xAB

SENSOR	VCAMA	VCAMIO	I2C Address
GC02M1-C24Y	2.8V 40mA	1.8V 70mA	Write:0x20 Read:0x21
OV02B10-A25A	2.8V 33mA	1.8V 34mA	Write:0x78 Read:0x79



REVISION RECORD			
LTR	ECO NO:	APPROVED:	DATE:

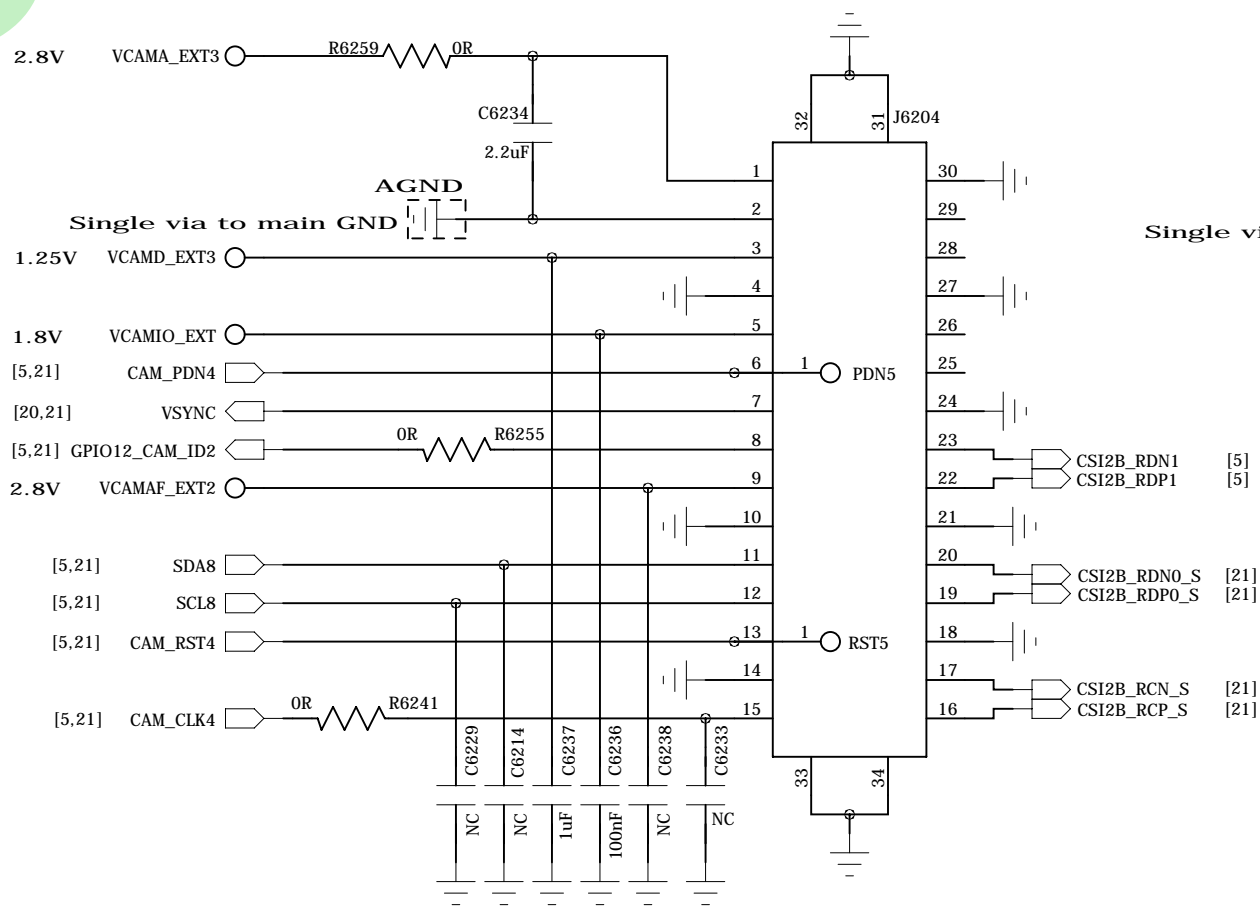
# CAM III (2M Depth)

SENSOR	VCAMA	VCAMIO	I2C Address
OV02B1B(CS210)	2.8V 33mA	1.8V 33mA	Write:0x7A Read:0x7B
GC02M1B-C24Y	2.8V 40mA	1.8V 70mA	Write:0x20 Read:0x21

# CAM IV (8M/2M)

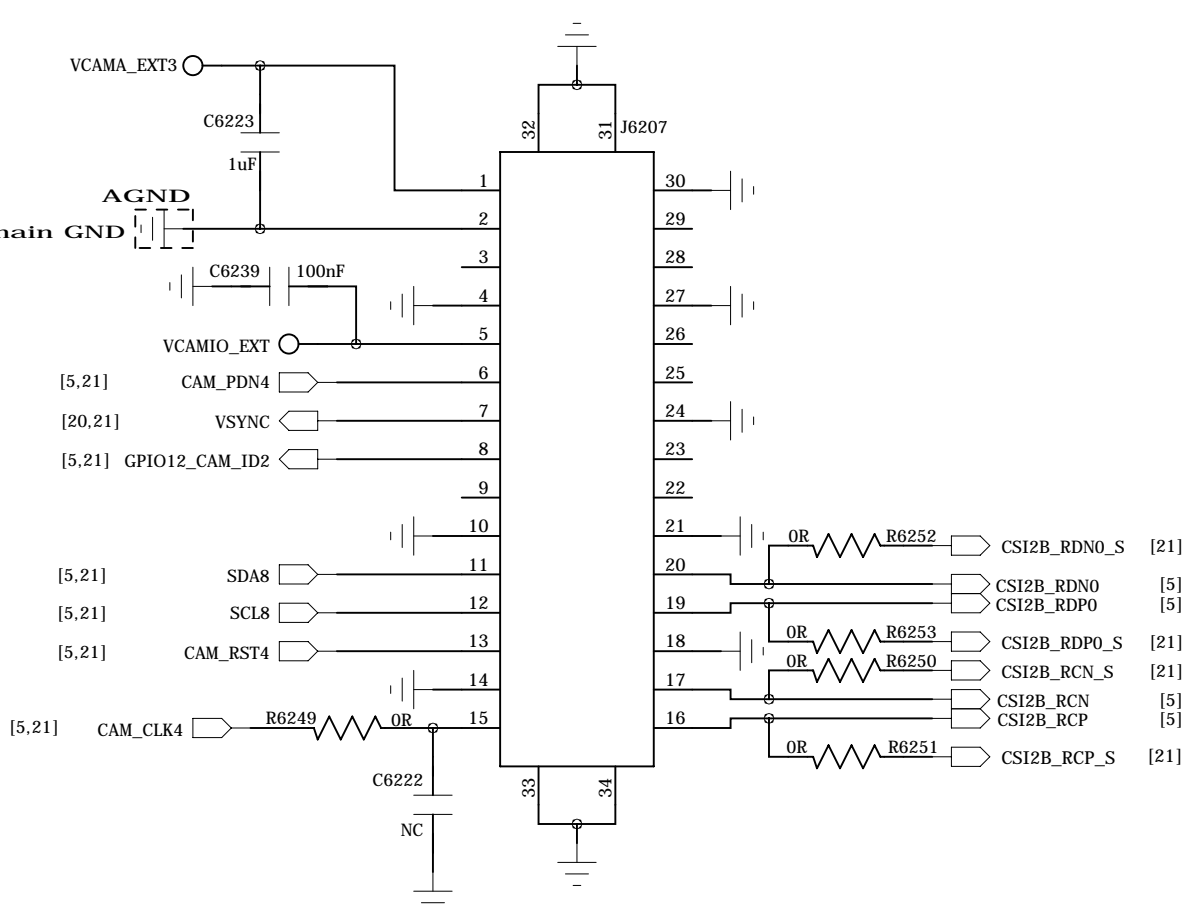
SENSOR	VCAMA	VCAMD	VCAMIO	AFVDD
GC8034-WC1X0	2.8V 35mA	1.25V 140mA	1.8V 10mA	2.8V 120mA
GC02M1B-C24Y	2.7~3.0V	1.15~1.3V		

	SENSOR	I2C Address
8M	GC8034-WC1X0	Write:0x6E Read:0x6F
	MOTOR(DW9714V)	Write:0x18 Read:0x19
	EEPROM(P24C64E-C4)	Write:0xA0 Read:0xA1



# CAM IV (2M)

SENSOR	VCAMA	VCAMD	VCAMIO	AFVDD	I2C Address
OV02B1B	2.8V 33mA	1.8V 34mA			Write:0x7A Read:0x7B
GC02M1B-C24Y	2.8V 40mA	1.8V 40mA			Write:0x20 Read:0x21



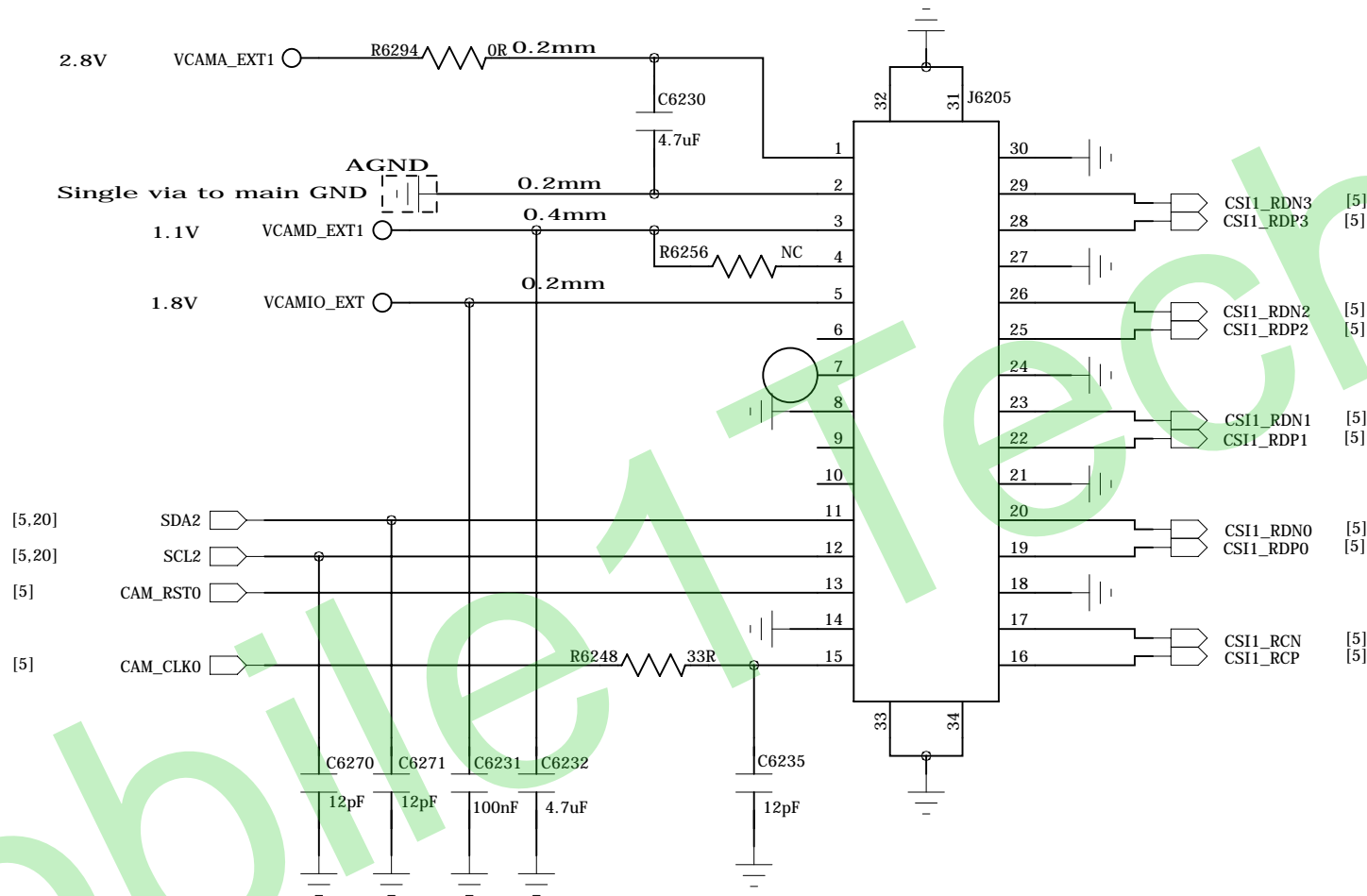
COMPANY: TRANSSION HOLDINGS				MODEL: H81X		Modified Date: 2021/8/5	
DRAWN	LJJ/DLA	DATED	2021/03/17	TITLE: 62_PERI_CAMERA_II		VERSION: V1.0	SHEET: 21 OF 26
CHECKED	<CHECKED>	DATED	< >	Confidentiality	CONFIDENTIAL		

REVISION RECORD			
LTR	ECO NO:	APPROVED:	DATE:

FRONT MAIN CAMERA (16M+ FF)

SENSOR	VCAMA	VCAMD	VCAMIO	I2C Address		SENSOR	VCAMA	VCAMD	VCAMIO	I2C Address
HI-1631Q	2.8V 52mA	1.1V 125mA	1.8V 4mA	Write:0xA0 Read:0xA1		OV16B10-GA5	2.8V 52mA	1.05V 200mA	1.8V 5mA	Write:0x6C Read:0x6D
P24P64E-C4H-MIR				Write:0xA2 Read:0xA3		GT24P64E-2CSLI-TR				Write:0xA2 Read:0xA3
S5K3P9SP04-FC89	2.8V 57.5mA	1.05V 159.9mA	1.8V 0.5mA	Write:0x5A Read:0x5B						

Punch LCD



COMPANY: TRANSSION HOLDINGS				MODEL: H81X		Modified Date: 2021/8/5	
DRAWN	LJJ/DLA	DATED	2021/03/17	TITLE: 62_PERI_CAMERA_III		VERSION: V1.0	SHEET: 22 OF 26
CHECKED	<CHECKED>	DATED	< >	Confidentiality	CONFIDENTIAL		

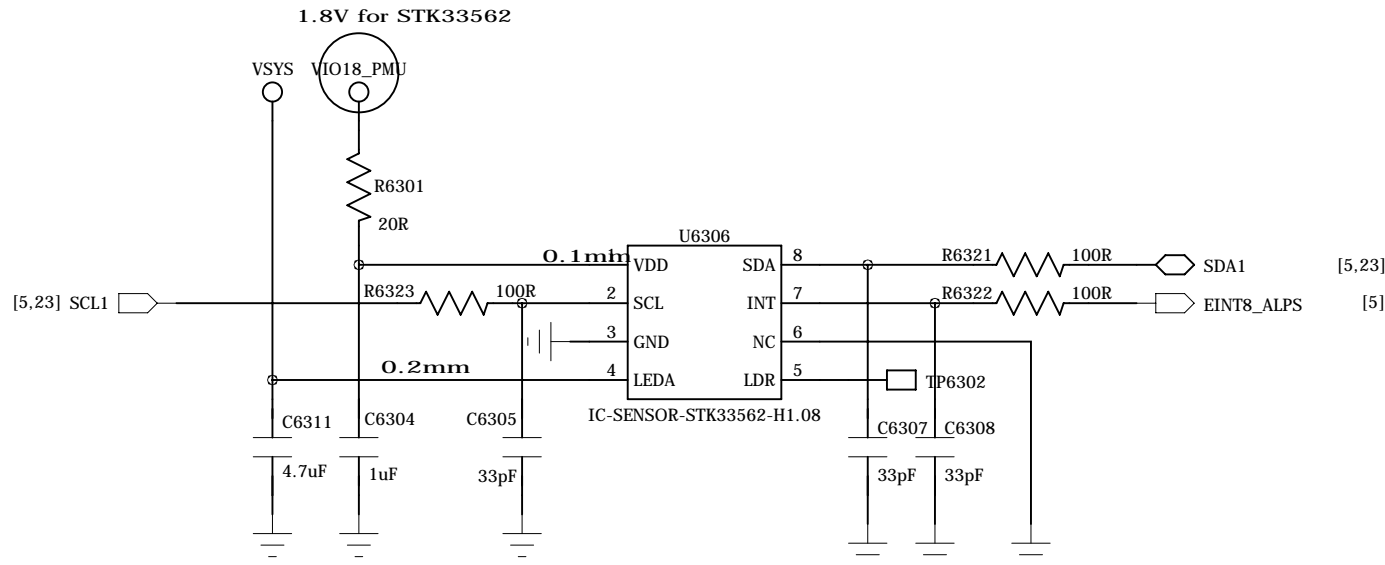


PERI\_SENSORS

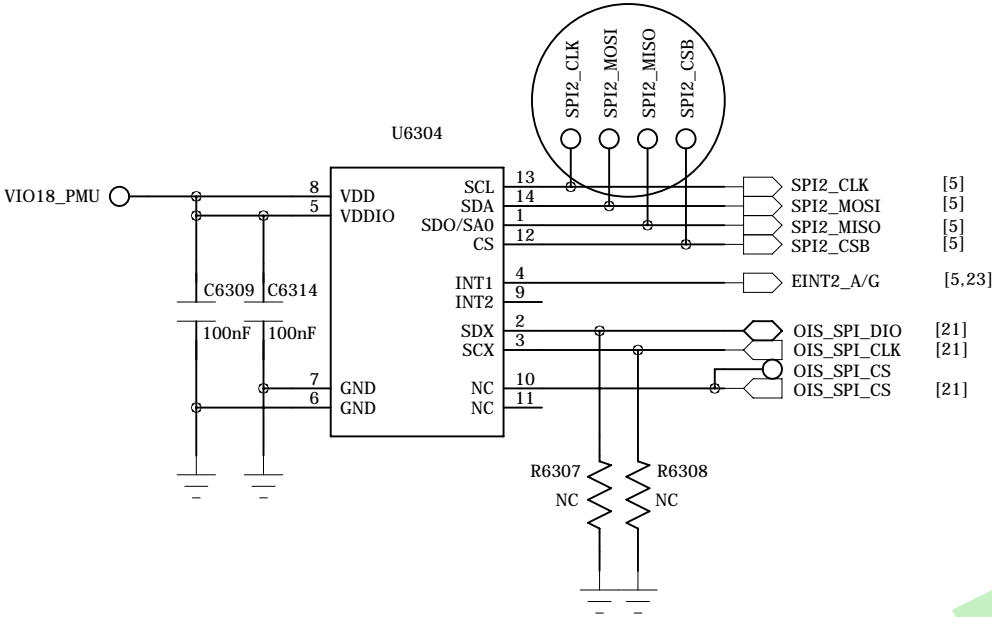
REVISION RECORD			
LTR	ECO NO:	APPROVED:	DATE:

AL& PS Sensor

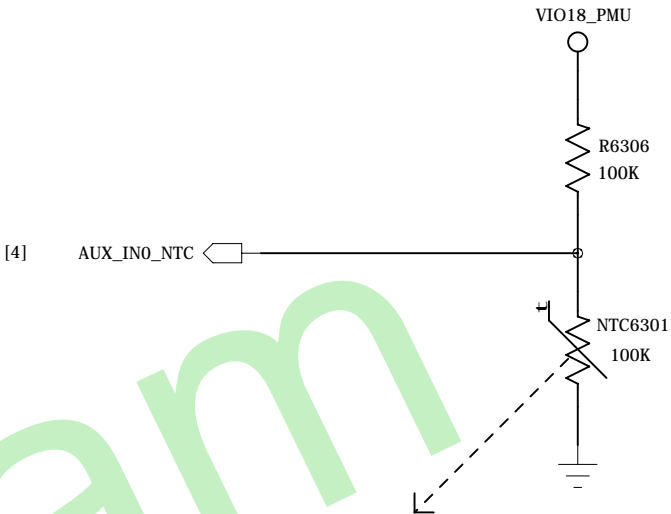
STK33562:I2C address: Write:0x8C, Read:0x8D  
LTR-569ALS-WA:I2C address: Write:0x46, Read:0x47  
MN78911D:I2C address: Write:0x82, Read:0x83



G-Sensor + Gyro Sensor



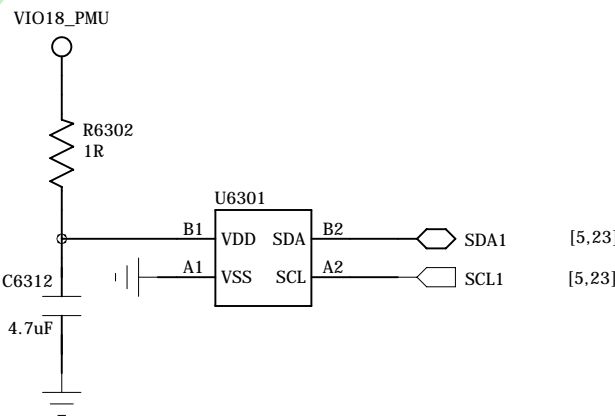
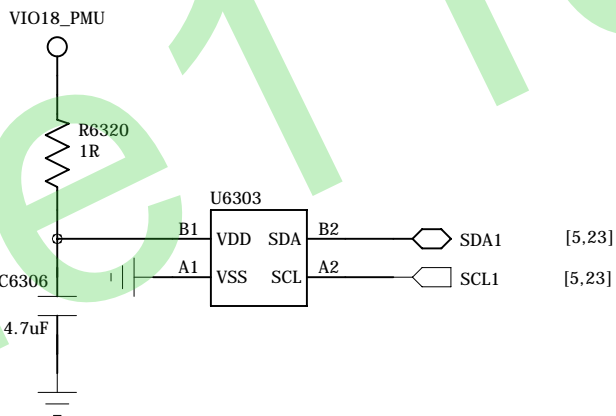
Thermistor to sense AP temperature



1. NTC6301 must keep a distance about 6~8 mm away from BB and far from other heat sources 10 mm at least.
2. The distance is the shortest distance from package edge to edge.

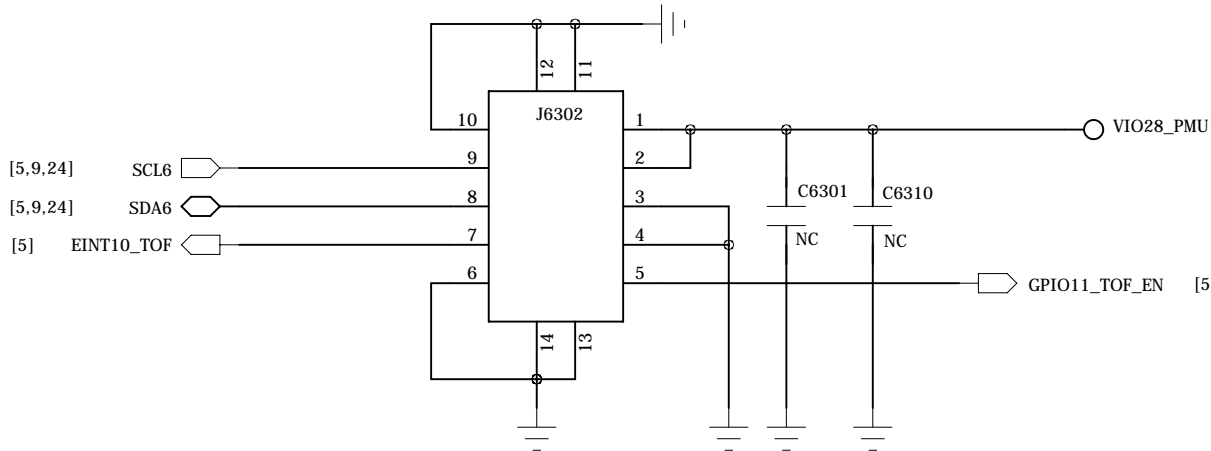
M-Sensor (COMPASS)

MMC5603:I2C ADDRESS:0x60(Write)/0x61(Read)



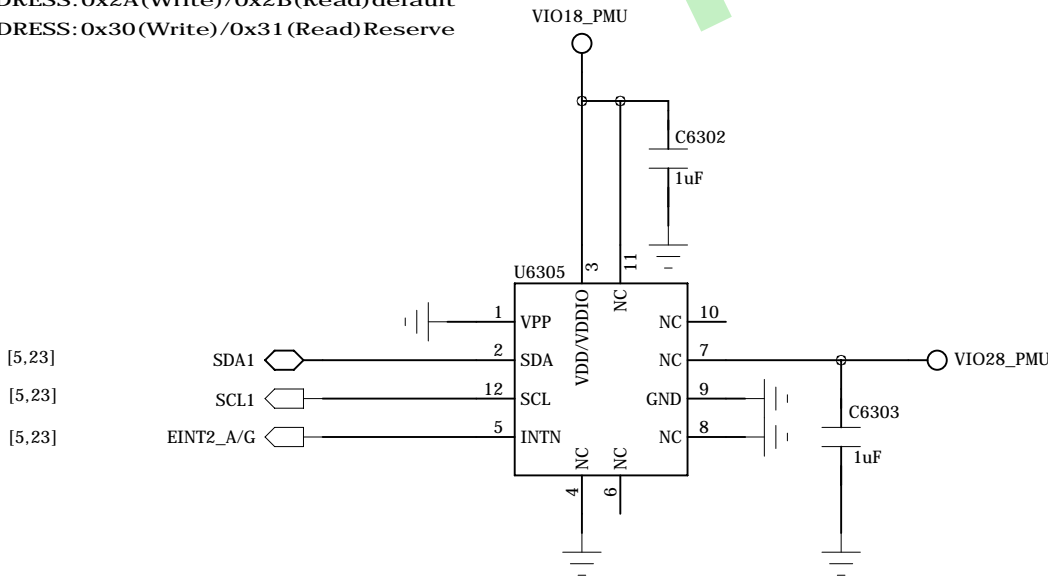
TOF

VL53L3:I2C address: Write:0x52, Read:0x53



G-Sensor

MC3416-P:I2C ADDRESS:0x98(Write)/0x99(Read)  
MXC6655XA:ADDRESS:0x2A(Write)/0x2B(Read)default  
STK8BA50-S:ADDRESS:0x30(Write)/0x31(Read)Reserve



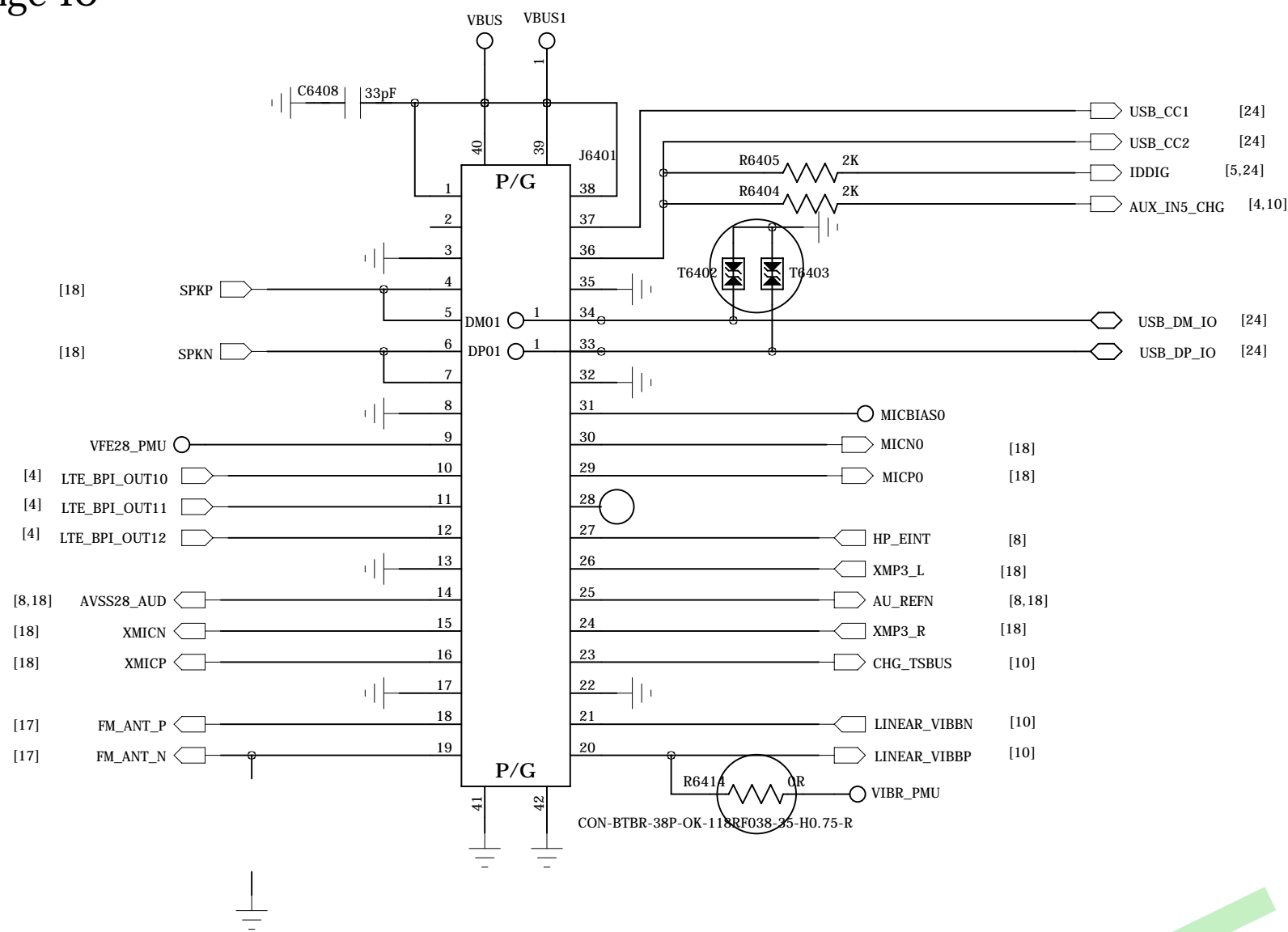
Unipolar HALL

COMPANY: TRANSSION HOLDINGS				MODEL: H81X		Modified Date: 2021/8/5	
DRAWN	LJJ/DLA	DATED	2021/03/17	TITLE: 63_PERI_SENSORS		VERSION: V1.0	SHEET: 23 OF 26
CHECKED	<CHECKED>	DATED	< >	Confidentiality	CONFIDENTIAL		

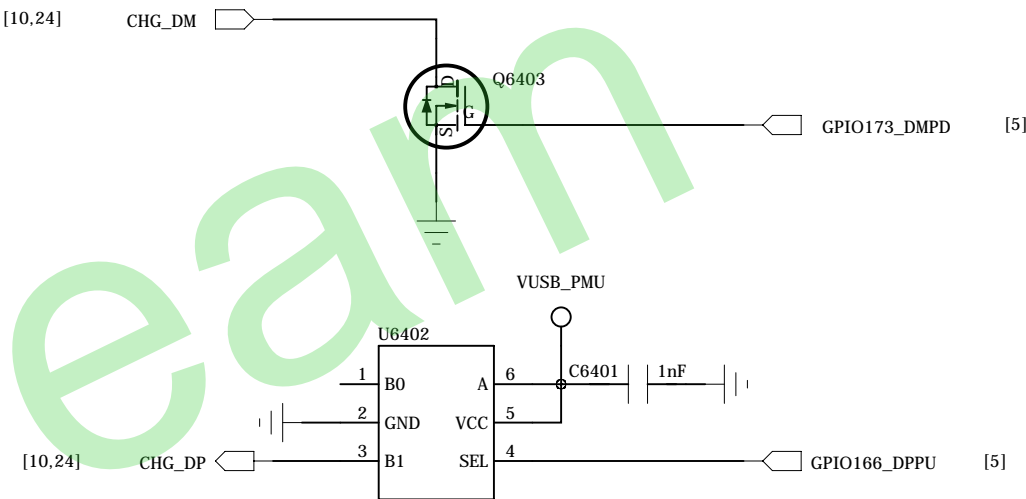
PERI\_EXCH\_IO

REVISION RECORD			
LTR	ECO NO:	APPROVED:	DATE:

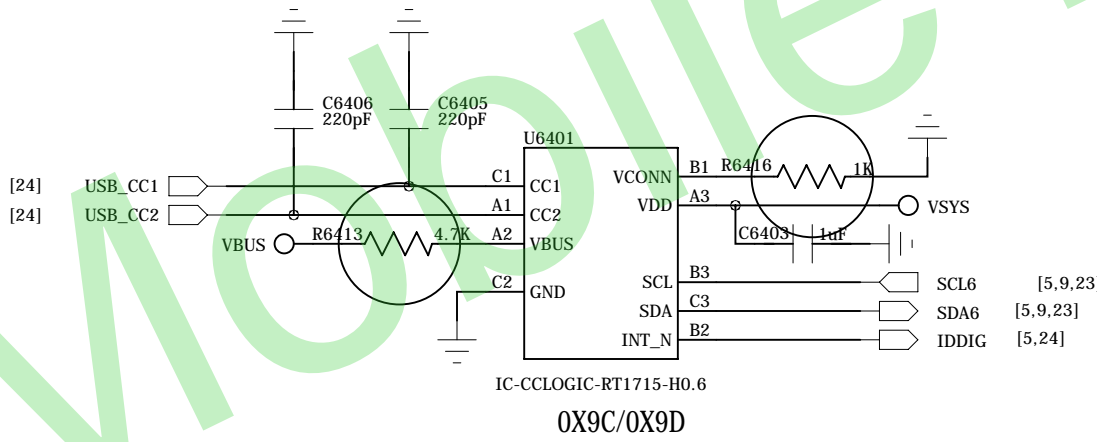
Exchange IO



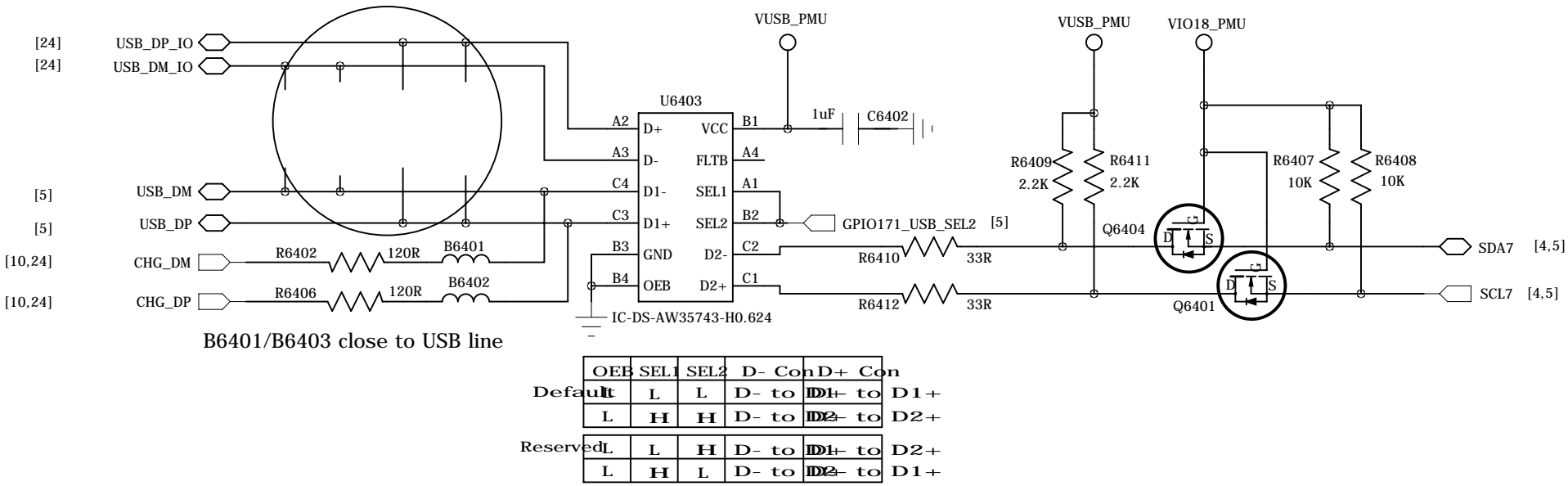
HVDCP TA



CC-LOGIC



RFC

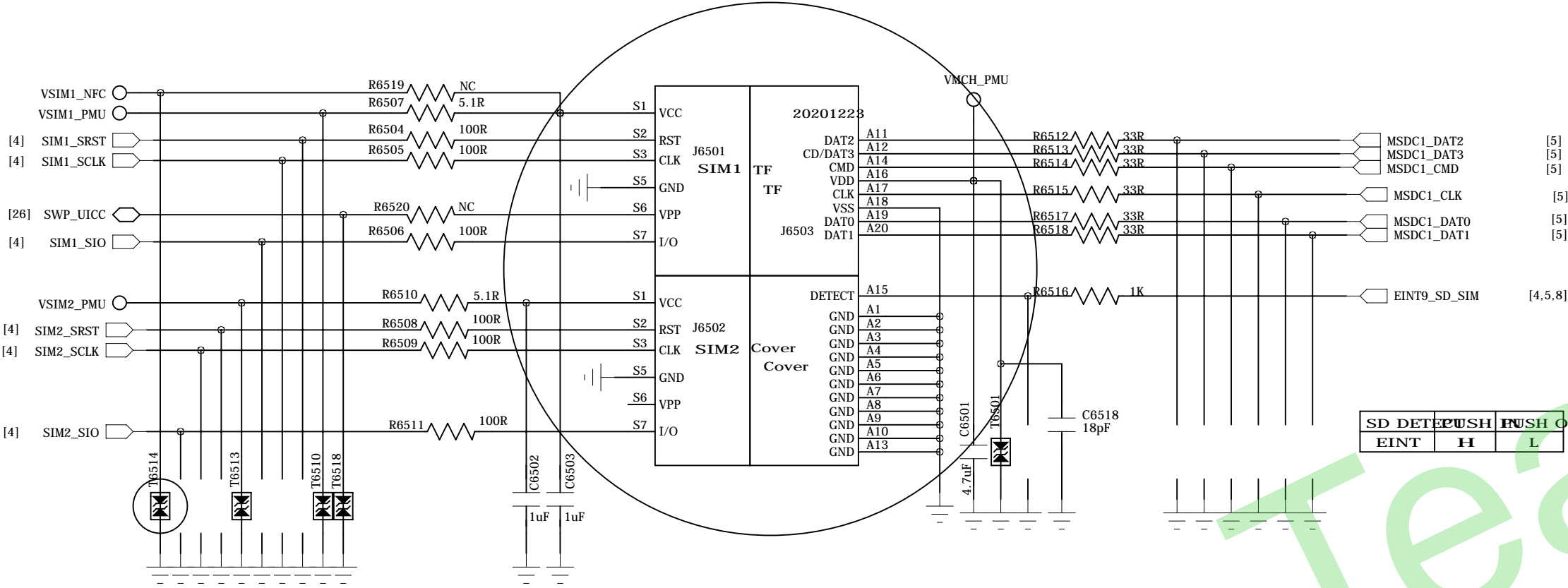


COMPANY: TRANSSION HOLDINGS				MODEL: H81X		Modified Date: 2021/8/5	
DRAWN	LJJ/DLA	DATED	2021/03/17	TITLE: 64_PERI_EXCH_IO		VERSION: V1.0	SHEET: 24 OF 26
CHECKED	<CHECKED>	DATED	< >	Confidentiality	CONFIDENTIAL		

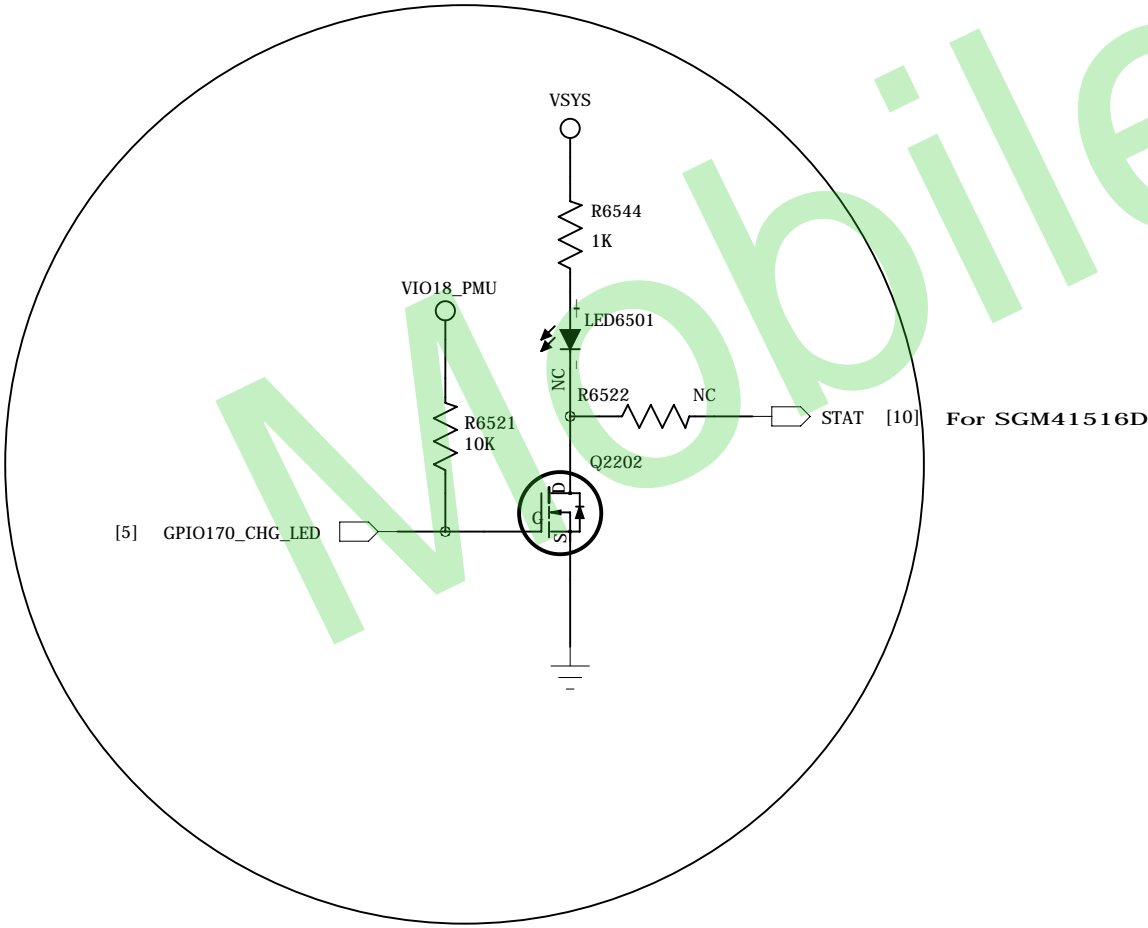
PERI\_SIM\_SD\_KEYPAD

REVISION RECORD			
LTR	ECO NO:	APPROVED:	DATE:

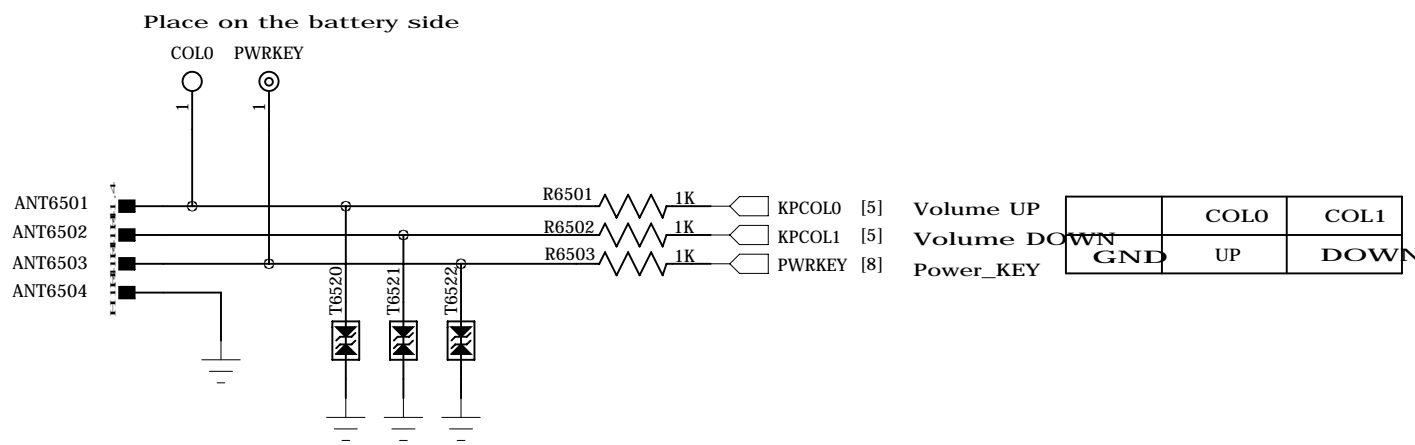
SIM1/2-SD-CARD



Indicator LED



SIDEKEY



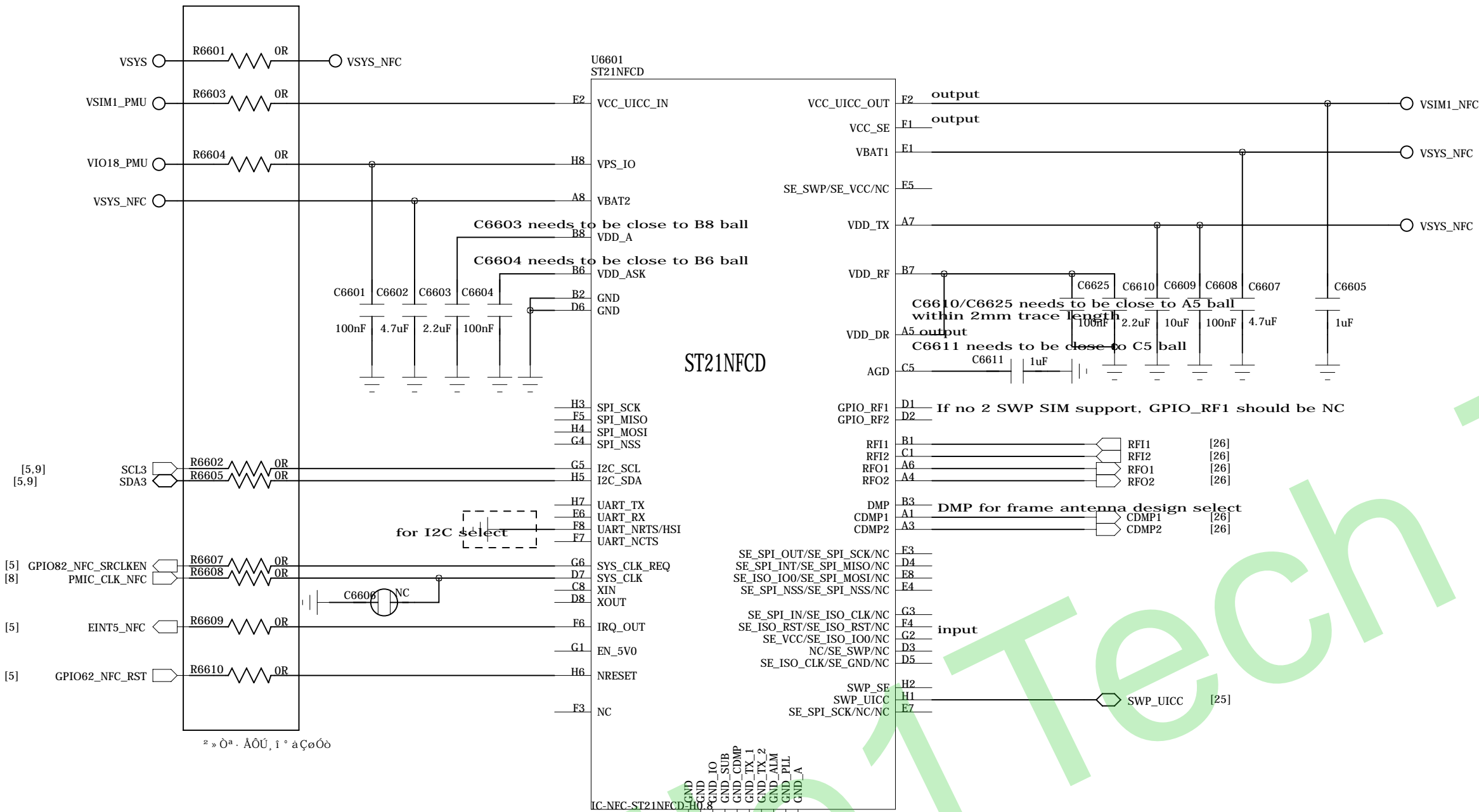
COMPANY: TRANSSION HOLDINGS				MODEL: H81X		Modified Date: 2021/8/5	
DRAWN	LJJ/DLA	DATED	2021/03/17	TITLE: 65_PERI_SIM_SD_KEYPAD_LED		VERSION: V1.0	SHEET: 25 OF 26
CHECKED	<CHECKED>	DATED	< >	Confidentiality	CONFIDENTIAL		



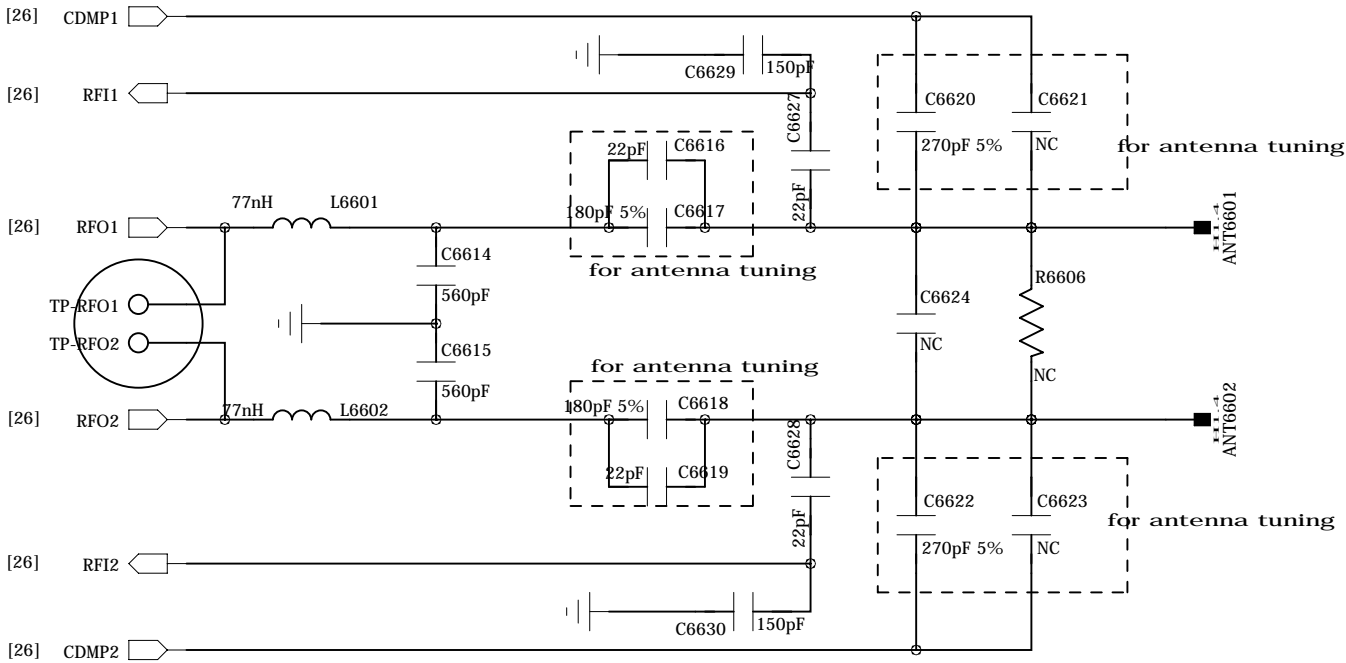
PERI\_NFC

ST21NFCD:I2C address: Write:0x08, Read:0x09

REVISION RECORD			
LTR	ECO NO:	APPROVED:	DATE:



R6606 is damping resistor. The purpose of R6606 is to get network Q~15  
Recommended NFC antenna spec. below  
1. La @ 13.56MHZ is 0.2uH ~ 0.6uH  
2. Fra\_ant > 30MHZ  
3. Antenna Q> 20  
4. Antenna turns: 2~6 turns



COMPANY: TRANSSION HOLDINGS				MODEL: H81X		Modified Date: 2021/8/5	
DRAWN	LJJ/DLA	DATED	2021/03/17	TITLE: 66_NFC		VERSION: V1.0	SHEET: 26 OF 26
CHECKED	<CHECKED>	DATED	< >	Confidentiality CONFIDENTIAL			