

Anthem Community Council, Inc.

Table of Contents

Balance Sheet	2
Statement of Revenue & Expenses - Operating	3
Statement of Revenue & Expenses - Reserve	5
Projected Monthly Statement of Revenue & Expenses	6
Cash Activity	8
Bank Reconciliations	10
Check History	41
Delinquent Report	46
Prepaid Report	47
General Ledger	48
Supporting Schedules	67

Balance Sheet
ACCI Anthem Community Council, Inc.
09/30/2024

FIRSTSERVICE RESIDENTIAL, NEVADA, LLC
8290 ARVILLE STREET
Las Vegas NV 89139

GL		Operating Fund	Reserve Fund	Total
ASSETS				
10010	US Bank - Lockbox Checking x0542	485,251.56	0.00	485,251.56
10011	Morgan Stanley Operating Cash x4011	240,149.26	0.00	240,149.26
10095	Cash in Transit	150,000.00	150,000.00	300,000.00
11516	Enterprise Bank - MM x2045	0.00	248,429.59	248,429.59
11517	Metropolitan Bank - MM x6794	0.00	399,015.11	399,015.11
11518	Pacific Western Bank - MM x0315	0.00	143.79	143.79
11519	Axos Bank - MM x4826	0.00	517.20	517.20
11521	Morgan Stanley Cash x7984	0.00	3,245.11	3,245.11
11525	Morgan Stanley Investment x0-388	0.00	1,190,000.00	1,190,000.00
TOTAL CASH		\$875,400.82	\$1,991,350.80	\$2,866,751.62
HOMEOWNER RECEIVABLES				
12000	Assessments	5,960.43	0.00	5,960.43
12060	Miscellaneous	6,534.20	0.00	6,534.20
TOTAL HOMEOWNER RECEIVABLES		\$12,494.63	\$0.00	\$12,494.63
NET HOMEOWNER RECEIVABLES		\$12,494.63	\$0.00	\$12,494.63
OTHER ASSETS				
12305	Inventory	28,455.00	0.00	28,455.00
12310	AR Other	3,288.38	0.00	3,288.38
12900	Due(To)/From Reserves	(75,132.36)	75,132.36	0.00
13100	Prepaid Insurance	7,567.36	0.00	7,567.36
TOTAL OTHER ASSETS		(\$35,821.62)	\$75,132.36	\$39,310.74
TOTAL ASSETS		\$852,073.83	\$2,066,483.16	\$2,918,556.99
LIABILITIES				
20000	Homeowner Prepayments	3,173.80	0.00	3,173.80
22100	Accrued Expense Payable	38,832.19	0.00	38,832.19
22150	AP - Insurance Claim	2,640.00	0.00	2,640.00
29500	Contract Liability	0.00	2,049,282.17	2,049,282.17
TOTAL LIABILITIES		\$44,645.99	\$2,049,282.17	\$2,093,928.16
CONTRIBUTED CAPITAL				
39500	Members' Equity	(84,951.02)	0.00	(84,951.02)
Excess of Revenue/Expenditures		\$892,378.86	\$17,200.99	\$909,579.85
TOTAL EQUITY		\$807,427.84	\$17,200.99	\$824,628.83
TOTAL LIABILITIES & EQUITY		\$852,073.83	\$2,066,483.16	\$2,918,556.99

The Association is in compliance with paragraph (B) of subsection 2 of NRS 116.3115. The Reserve funds have not been used for daily maintenance.

Statement of Revenue & Expenses - Operating Fund
ACCI Anthem Community Council, Inc.
09/30/2024

FIRSTSERVICE RESIDENTIAL, NEVADA, LLC
 8290 ARVILLE STREET
 Las Vegas NV 89139

GL	Description	Sep Actual	Sep Budget	Sep Variance	YTD Actual	YTD Budget	YTD Variance	Annual Budget
REVENUE								
40005	Assessments	207,304	207,308	(4)	1,865,720	1,865,774	(54)	2,487,699
45156	Late Fees	0	0	0	12,601	0	12,601	0
45645	Int - Financial	149	0	149	149	0	149	0
46700	Other Revenue	0	0	0	82,616	0	82,616	0
TOTAL REVENUE		\$207,454	\$207,308	\$145	\$1,961,086	\$1,865,774	\$95,312	\$2,487,699
EXPENSES								
Salary and Benefits								
60005	SWB - Administrative	0	5,808	5,808	391	52,274	51,883	69,698
Total Salary and Benefits		\$0	\$5,808	\$5,808	\$391	\$52,274	\$51,883	\$69,698
Landscaping								
70005	LS - Contract	36,120	33,800	(2,320)	321,066	304,200	(16,866)	405,600
70009	LS - On Site Management	0	500	500	0	4,500	4,500	6,000
70025	LS - Repairs & Maintenance	9,700	625	(9,075)	10,740	5,625	(5,115)	7,500
71065	LS - Tree Maintenance & Trimming	0	7,083	7,083	29,200	63,750	34,550	85,000
71220	Irrigation - Timers/Controllers	138	833	695	2,768	7,500	4,732	10,000
71225	LS - Irrigation	0	3,750	3,750	16,817	33,750	16,933	45,000
Total Landscaping		\$45,958	\$46,592	\$634	\$380,590	\$419,325	\$38,734	\$559,100
Repairs and Maintenance								
72000	R/M - Repairs & Maintenance	0	0	0	3,242	0	(3,242)	0
72040	R/M - Pest Control	0	83	83	0	750	750	1,000
72100	Lighting Maintenance	0	347	347	2,080	3,120	1,040	4,160
72110	Lighting Repair & Supplies	0	833	833	6,231	7,500	1,269	10,000
72115	Holiday Lights	0	167	167	0	1,500	1,500	2,000
72260	R/M - Fountain/Pond/Lake	0	583	583	1,520	5,250	3,730	7,000
72275	Water Feature Service and Cleaning	3,200	3,200	0	28,800	28,800	0	38,400
Total Repairs and Maintenance		\$3,200	\$5,213	\$2,013	\$41,873	\$46,920	\$5,047	\$62,560
Utilities								
74005	Electricity - Common Area	3,030	3,667	636	34,514	33,000	(1,514)	44,000
74065	Water	30,996	25,000	(5,996)	206,225	225,000	18,775	300,000
Total Utilities		\$34,027	\$28,667	(\$5,360)	\$240,740	\$258,000	\$17,260	\$344,000
Administrative								
77015	Fees & Permits	0	83	83	173	749	576	999
77200	Management Fees	4,059	4,162	103	36,531	37,457	926	49,943
77740	Consulting/Professional Services	0	1,250	1,250	0	11,250	11,250	15,000
77750	Audit & Tax Service	2,175	250	(1,925)	11,475	2,250	(9,225)	3,000
77760	Legal Fees	462	500	38	1,100	4,500	3,401	6,000
Total Administrative		\$6,696	\$6,245	(\$451)	\$49,279	\$56,207	\$6,928	\$74,942
Taxes and Insurance								
78045	Taxes - Federal Income	0	0	0	9,300	0	(9,300)	0
78105	Ins - Liability & Property	1,046	2,300	1,254	7,287	20,704	13,417	27,605
78130	Ins - Fire, Casualty and Crime	0	0	0	405	0	(405)	0

<p align="center">Statement of Revenue & Expenses - Operating Fund</p> <p align="center">ACCI Anthem Community Council, Inc.</p> <p align="center">09/30/2024</p>
--

FIRSTSERVICE RESIDENTIAL, NEVADA, LLC
 8290 ARVILLE STREET
 Las Vegas NV 89139

GL	Description	Sep Actual	Sep Budget	Sep Variance	YTD Actual	YTD Budget	YTD Variance	Annual Budget
78190	Ins - Directors & Officers	0	0	0	285	0	(285)	0
78225	Ins - Umbrella	132	158	26	1,233	1,425	192	1,900
78240	Ins - Workmens Comp	41	41	0	371	371	0	495
78251	Cyber Insurance	21	0	(21)	104	0	(104)	0
Total Taxes and Insurance		<u>\$1,240</u>	<u>\$2,500</u>	<u>\$1,260</u>	<u>\$18,984</u>	<u>\$22,500</u>	<u>\$3,516</u>	<u>\$30,000</u>
SUB TOTAL EXPENSES		<u>\$91,121</u>	<u>\$95,025</u>	<u>\$3,904</u>	<u>\$731,857</u>	<u>\$855,225</u>	<u>\$123,368</u>	<u>\$1,140,300</u>
Reserve								
90000	Reserve Transfer	<u>0</u>	<u>112,283</u>	<u>112,283</u>	<u>336,850</u>	<u>1,010,549</u>	<u>673,699</u>	<u>1,347,399</u>
Total Reserve		<u>\$0</u>	<u>\$112,283</u>	<u>\$112,283</u>	<u>\$336,850</u>	<u>\$1,010,549</u>	<u>\$673,699</u>	<u>\$1,347,399</u>
TOTAL EXPENSES		<u>\$91,121</u>	<u>\$207,308</u>	<u>\$116,187</u>	<u>\$1,068,707</u>	<u>\$1,865,774</u>	<u>\$797,067</u>	<u>\$2,487,699</u>
EXCESS OF REVENUE/EXPENSES		<u>\$116,332</u>	<u>\$0</u>	<u>\$116,332</u>	<u>\$892,379</u>	<u>\$0</u>	<u>\$892,379</u>	<u>\$0</u>

Statement of Revenue & Expenses - Reserve
Fund
ACCI Anthem Community Council, Inc.
09/30/2024

FIRSTSERVICE RESIDENTIAL, NEVADA, LLC
8290 ARVILLE STREET
Las Vegas NV 89139

GL	Description	Sep Actual	Sep Budget	Sep Variance	YTD Actual	YTD Budget	YTD Variance	Annual Budget
REVENUE								
41000	Reserve Income	0	112,283	(112,283)	0	1,010,549	(1,010,549)	1,347,399
45645	Int - Financial	5,445	0	5,445	45,867	0	45,867	0
TOTAL REVENUE		\$5,445	\$112,283	(\$106,838)	\$45,867	\$1,010,549	(\$964,682)	\$1,347,399
EXPENSES								
LANDSCAPING								
71065	LS - Tree Maintenance & Trimming	0	0	0	35,000	0	(35,000)	0
71075	LS - Turf Landscape Expense	0	99,458	99,458	0	895,124	895,124	1,193,498
71410	LS - Turf Removal	90,000	0	(90,000)	(45,000)	0	45,000	0
Total Landscaping		\$90,000	\$99,458	\$9,458	(\$10,000)	\$895,124	\$905,124	\$1,193,498
Repairs and Maintenance								
72105	Lighting Service - Street Lights	0	7,250	7,250	38,666	65,250	26,584	87,000
72275	Water Feature Service and Cleaning	0	3,575	3,575	0	32,175	32,175	42,900
Total Repairs and Maintenance		\$0	\$10,825	\$10,825	\$38,666	\$97,425	\$58,759	\$129,900
TOTAL EXPENSES		\$90,000	\$110,283	\$20,283	\$28,666	\$992,549	\$963,882	\$1,323,398
EXCESS OF REVENUES/EXPENSES		(\$84,555)	\$0	(\$84,555)	\$17,201	\$1	\$17,200	\$1

Projected Monthly Statement of Revenue & Expenses
ACCI Anthem Community Council, Inc.
09/30/2024

FIRSTSERVICE RESIDENTIAL, NEVADA, LLC
8290 ARVILLE STREET
Las Vegas NV 89139

GL	Account	Jan Act	Feb Act	Mar Act	Apr Act	May Act	Jun Act	Jul Act	Aug Act	Sep Act	Oct Bud	Nov Bud	Dec Bud	Act/Bud	Budget	Variance
REVENUE																
40005	Assessments	207,302	207,308	207,296	207,296	207,308	207,302	207,302	207,300	207,304	207,308	207,308	207,308	2,487,645	2,487,699	(54)
45156	Late Fees	1,281	0	(1,031)	21,001	0	(14,768)	6,118	0	0	0	0	0	12,601	0	12,601
45645	Int - Financial	0	0	0	0	0	0	0	0	149	0	0	0	149	0	149
46700	Other Revenue	0	0	0	0	0	82,616	0	0	0	0	0	0	82,616	0	82,616
TOTAL REVENUE		\$208,584	\$207,308	\$206,265	\$228,298	\$207,308	\$275,150	\$213,420	\$207,300	\$207,454	\$207,308	\$207,308	\$207,308	\$2,583,011	\$2,487,699	\$95,312
EXPENSES																
Payroll and Benefits																
60005	SWB - Administrati	8,589	6,469	6,118	(20,785)	0	0	0	0	0	5,808	5,808	5,808	17,815	69,698	51,883
Total Payroll and Benefits		\$8,589	\$6,469	\$6,118	\$(20,785)	\$0	\$0	\$0	\$0	\$0	\$5,808	\$5,808	\$5,808	\$17,815	\$69,698	\$51,883
Landscaping																
70005	LS - Contract	34,113	34,113	36,120	36,120	36,120	36,120	36,120	36,120	36,120	33,800	33,800	33,800	422,466	405,600	(16,866)
70009	LS - On Site Manag	0	0	0	0	0	0	0	0	0	500	500	500	1,500	6,000	4,500
70025	LS - Repairs & Mai	0	0	0	0	1,040	0	0	0	9,700	625	625	625	12,615	7,500	(5,115)
71065	LS - Tree Maintena	0	0	29,200	0	0	0	0	0	0	7,083	7,083	7,083	50,450	85,000	34,550
71220	Irrigation - Timers/	0	0	0	0	2,630	0	0	0	138	833	833	833	5,268	10,000	4,732
71225	LS - Irrigation	0	2,046	6,312	0	6,723	1,735	0	0	0	3,750	3,750	3,750	28,067	45,000	16,933
Total Landscaping		\$34,113	\$36,159	\$71,632	\$36,120	\$46,513	\$37,855	\$36,120	\$36,120	\$45,958	\$46,592	\$46,592	\$46,592	\$520,365	\$559,100	\$38,734
Repairs and Maintenance																
72000	R/M - Repairs & M	0	0	0	134	0	1,320	0	1,788	0	0	0	0	3,242	0	(3,242)
72040	R/M - Pest Control	0	0	0	0	0	0	0	0	0	83	83	83	250	1,000	750
72100	Lighting Maintenance	0	1,040	0	0	0	0	1,040	0	0	347	347	347	3,120	4,160	1,040
72110	Lighting Repair & Su	6,231	0	0	0	0	0	0	0	0	833	833	833	8,731	10,000	1,269
72115	Holiday Lights	0	0	0	0	0	0	0	0	0	167	167	167	500	2,000	1,500
72260	R/M - Fountain/Po	0	0	120	0	0	0	1,400	0	0	583	583	583	3,269	7,000	3,730
72275	Water Feature Servi	3,200	3,200	3,200	3,200	3,200	3,200	3,200	3,200	3,200	3,200	3,200	3,200	38,400	38,400	0
Total Repairs and Maintenance		\$9,431	\$4,240	\$3,320	\$3,334	\$3,200	\$4,520	\$5,640	\$4,988	\$3,200	\$5,213	\$5,213	\$5,213	\$57,513	\$62,560	\$5,047
Utilities																

Projected Monthly Statement of Revenue & Expenses
ACCI Anthem Community Council, Inc.
09/30/2024

FIRSTSERVICE RESIDENTIAL, NEVADA, LLC
8290 ARVILLE STREET
Las Vegas NV 89139

GL	Account	Jan Act	Feb Act	Mar Act	Apr Act	May Act	Jun Act	Jul Act	Aug Act	Sep Act	Oct Bud	Nov Bud	Dec Bud	Act/Bud	Budget	Variance
74005	Electricity - Commo	8,825	(299)	4,130	4,017	3,968	4,458	3,532	2,852	3,030	3,667	3,667	3,667	45,514	44,000	(1,514)
74065	Water	18,317	14,424	(1,706)	22,888	25,701	22,564	35,114	37,929	30,996	25,000	25,000	25,000	281,225	300,000	18,775
Total Utilities		\$27,141	\$14,125	\$2,424	\$26,905	\$29,669	\$27,022	\$38,645	\$40,781	\$34,027	\$28,667	\$28,667	\$28,667	\$326,740	\$344,000	\$17,260
Administrative																
77015	Fees & Permits	0	0	0	0	0	22	0	151	0	83	83	83	423	999	576
77200	Management Fees	4,059	4,059	4,059	4,059	4,059	4,059	4,059	4,059	4,059	4,162	4,162	4,162	49,017	49,943	926
77740	Consulting/Professi	0	0	0	0	0	0	0	0	0	1,250	1,250	1,250	3,750	15,000	11,250
77750	Audit & Tax Service	0	0	0	0	0	0	0	9,300	2,175	250	250	250	12,225	3,000	(9,225)
77760	Legal Fees	0	0	0	0	0	225	263	150	462	500	500	500	2,600	6,000	3,401
Total Administrative		\$4,059	\$4,059	\$4,059	\$4,059	\$4,059	\$4,306	\$4,322	\$13,660	\$6,696	\$6,245	\$6,245	\$6,245	\$68,014	\$74,942	\$6,928
Taxes and Insurance																
78045	Taxes - Federal Inc	0	0	9,300	0	0	0	0	0	0	0	0	0	9,300	0	(9,300)
78105	Ins - Liability & Pro	788	788	788	1,046	(308)	1,046	1,046	1,046	1,046	2,300	2,300	2,300	14,188	27,605	13,417
78130	Ins - Fire, Casualty	135	135	135	0	0	0	0	0	0	0	0	0	405	0	(405)
78190	Ins - Directors & Of	95	95	95	0	0	0	0	0	0	0	0	0	285	0	(285)
78225	Ins - Umbrella	147	147	147	132	132	132	132	132	132	158	158	158	1,708	1,900	192
78240	Ins - Workmens Co	41	41	41	41	41	41	41	41	41	41	41	41	495	495	0
78251	Cyber Insurance	0	0	0	0	21	21	21	21	21	0	0	0	104	0	(104)
Total Taxes and Insurance		\$1,206	\$1,206	\$10,506	\$1,220	(\$113)	\$1,240	\$1,240	\$1,240	\$1,240	\$2,500	\$2,500	\$2,500	\$26,484	\$30,000	\$3,516
Reserve																
90000	Reserve Transfer	0	224,567	112,283	0	0	0	0	0	0	112,283	112,283	112,283	673,700	1,347,399	673,699
Total Reserve		\$0	\$224,567	\$112,283	\$0	\$0	\$0	\$0	\$0	\$0	\$112,283	\$112,283	\$112,283	\$673,700	\$1,347,399	\$673,699
TOTAL EXPENSES		\$84,539	\$290,825	\$210,342	\$50,853	\$83,327	\$74,944	\$85,967	\$96,790	\$91,121	\$207,308	\$207,308	\$207,308	\$1,690,632	\$2,487,699	\$797,067
EXCESS OF REVENUE/EXPENSES		\$124,045	(\$83,517)	(\$4,077)	\$177,445	\$123,981	\$200,206	\$127,453	\$110,511	\$116,332	\$0	\$0	\$0	\$892,379	\$0	\$892,379

Statement Of Cash Activity Report

ACCI - Anthem Community Council, Inc.

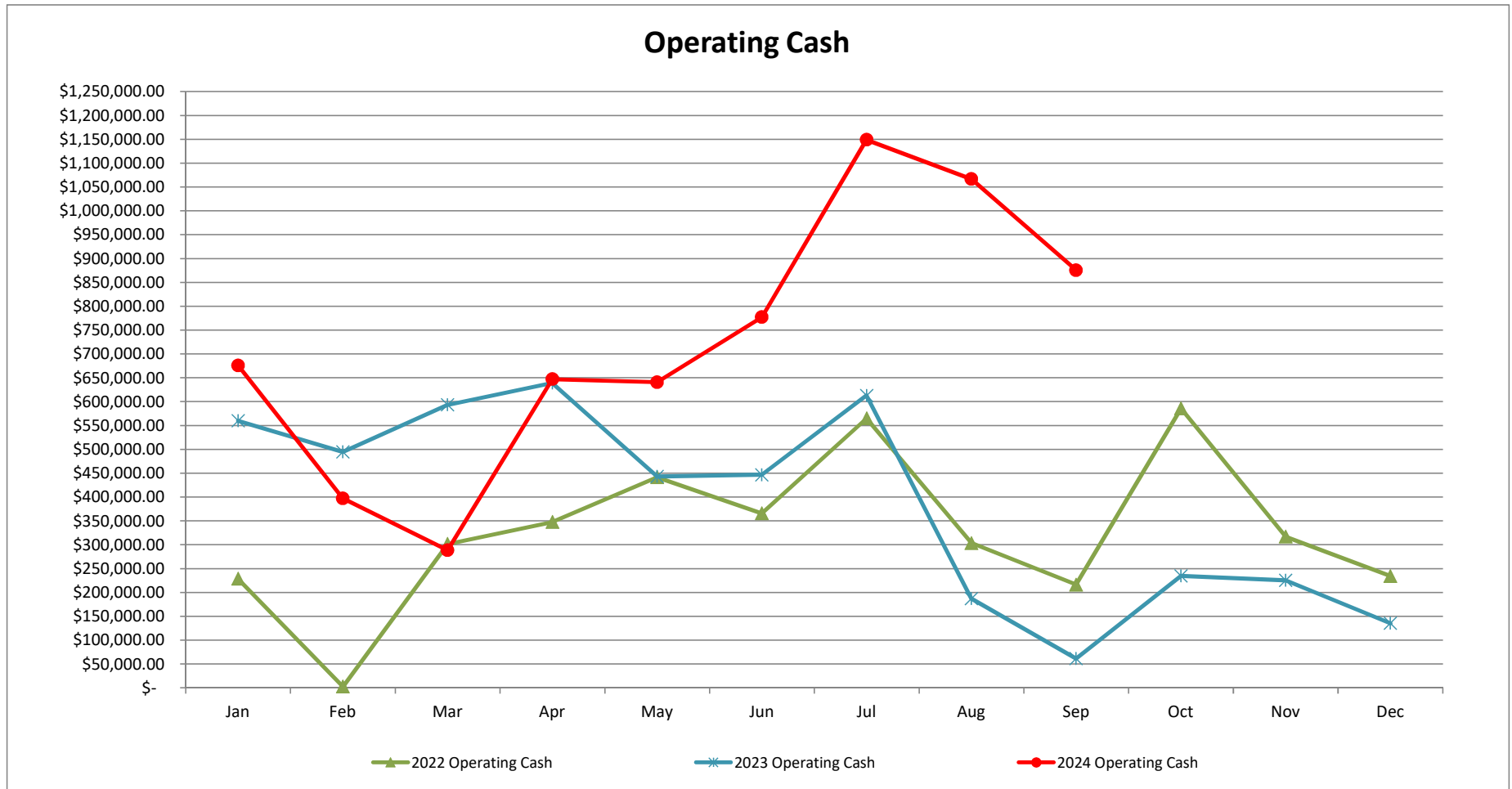
As of: 09/30/2024
Executed On: 10/22/2024 10:42 AM



Beginning Balance - August 31, 2024		\$1,066,707.60
Cash Receipts		
USBO		
Homeowner Payments	\$50,422.64	
USBO Total	\$50,422.64	
Total Cash Receipts		\$50,422.64
Cash Disbursements		
USBO		
Expenditures	(\$241,878.68)	
USBO Total	(\$241,878.68)	
Total Cash Disbursements		(\$241,878.68)
Misc Transactions		
USBO		
April 2024-September Reserve Transfers	(\$673,699.96)	
Start-Up Funds Operating	(\$150,000.00)	
To record reserve transfer	(\$112,283.25)	
Reverse April 2024-September Reserve Transfers	\$673,699.96	
Per Financial Analysis	(\$240,000.00)	
(Reversed) To record reserve transfer	\$112,283.25	
USBO Total	(\$390,000.00)	
Total Misc Transactions		(\$390,000.00)
Ending Balance - September 30, 2024		\$485,251.56
10010 - 010 US Bank - Lockbox Checking x0542 - Operating Ending Balance - September 30, 2024		\$485,251.56

Anthem Community Council Annual Operating Cash flow Analysis

	Jan	Feb	Mar	Apr	May	Jun	Jul	Aug	Sep	Oct	Nov	Dec
2022	\$ 228,375.88	\$ 2,423.41	\$ 301,608.62	\$ 347,647.34	\$ 441,201.25	\$ 365,534.96	\$ 564,894.77	\$ 303,315.48	\$ 216,112.54	\$ 585,794.34	\$ 316,891.93	\$ 234,314.63
2023	\$ 559,643.12	\$ 494,342.21	\$ 593,127.22	\$ 638,917.40	\$ 443,095.32	\$ 446,516.83	\$ 612,691.56	\$ 186,934.07	\$ 61,201.25	\$ 234,513.91	\$ 225,303.84	\$ 135,394.51
2024	\$ 675,551.74	\$ 396,695.20	\$ 288,582.17	\$ 647,000.76	\$ 640,728.17	\$ 776,954.14	\$ 1,148,807.26	\$ 1,066,707.60	\$ 875,400.82			



Bank Reconciliation

ACCI - Anthem Community Council, Inc.

Statement Date: 09/30/2024
Executed On: 10/06/2024 10:02 AM



USBO - US BANK
10010 - 010 | *****0542

SUMMARY

\$485,251.56		\$485,251.56		\$0.00
Adjusted Book Balance	-	Adjusted Bank Balance	=	Variance

BALANCE TO BOOKS

GL Balance	\$485,251.56
	\$485,251.56
	Adjusted Book Balance

BALANCE TO BANK

Bank Statement Ending Balance	\$794,969.56
Outstanding Checks (-)	\$159,718.00
Deposits in Transit (+)	\$0.00
Deposit Journal Entries in Transit (+)	\$0.00
Withdrawal Journal Entries in Transit (-)	\$150,000.00
Bank Adjustments (+/-)	\$0.00
	\$485,251.56
	Adjusted Bank Balance

RECONCILED ITEMS

Reconciled Deposits (+)	\$836,405.85
Reconciled Withdrawals (-)	\$1,117,861.89
	(\$281,456.04)
	Total Reconciled Transactions

Bank Reconciliation

ACCI - Anthem Community Council, Inc.

Statement Date: 09/30/2024
Executed On: 10/06/2024 10:02 AM



USBO - US BANK 10010 - 010 *****0542					
OUTSTANDING CHECKS					
Payee Name	Invoice Type	Payment Type	Check Date	Check Number	Amount
LKG LTD	Regular	CheckPrint	05/24/2024	3765	\$318.00
Internal Revenue Service	Prepaid	ACHNonPrint	08/20/2024	3837	\$9,300.00
Secretary of State	Regular	CheckPrint	08/21/2024	3840	\$100.00
Anthem Country Club Community Association Inc	Regular	CheckPrint	09/27/2024	3895	\$150,000.00
TOTAL OUTSTANDING CHECKS					\$159,718.00



P.O. Box 1800
Saint Paul, Minnesota 55101-0800

3969 TRN 6483 S Y ST01

106481145686024 S



ANTHEM COMMUNITY COUNCIL INC
OPERATING ACCOUNT
C/O FIRSTSERVICE RESIDENTIAL NEVADA LLC
8290 ARVILLE ST
LAS VEGAS NV 89139-7114

Business Statement

Account Number:

1 537 9543 0542

Statement Period:

Sep 3, 2024

through

Sep 30, 2024

Page 1 of 2



To Contact U.S. Bank

Commercial Customer

Service:

800-400-4886

U.S. Bank accepts Relay Calls

Internet:

usbank.com

INFORMATION YOU SHOULD KNOW

Effective October 1, 2024, we will increase the monthly Deposit Coverage fee to \$0.1498 per \$1,000 of monthly average ledger balance in your account. If you have questions, please contact your banker, or call your customer service team at the phone number shown at the top of this statement.

COMMUNITY ASSOCIATION CHECKING

U.S. Bank National Association

Member FDIC

Account Number 1-537-9543-0542

Account Summary

	# Items		
Beginning Balance on Sep 3		\$	1,076,425.60
Other Deposits	2		50,422.64
Other Withdrawals	32		331,878.68-
Ending Balance on Sep 30, 2024		\$	794,969.56

Other Deposits

Date	Description of Transaction	Ref Number	Amount
Sep 5	Electronic Deposit REF=242480237912090N00	From Anthem Community 9000390150Settlement000021845309802	\$ 40.99
Sep 13	Consolidated Image Check 0000000000	Deposit 1 Items 0000000000	50,381.65
Total Other Deposits			\$ 50,422.64

Other Withdrawals

Date	Description of Transaction	Ref Number	Amount
Sep 19	Electronic Withdrawal REF=242620069488560N00	To CTY OF HENDERSON 9886000720UTILITIES 0004001019	\$ 272.29-
Sep 19	Electronic Withdrawal REF=242620069488540N00	To CTY OF HENDERSON 9886000720UTILITIES 0004001017	274.25-
Sep 19	Electronic Withdrawal REF=242620069488530N00	To CTY OF HENDERSON 9886000720UTILITIES 0004001016	3,252.19-
Sep 19	Electronic Withdrawal REF=242620069488520N00	To CTY OF HENDERSON 9886000720UTILITIES 0004001015	3,686.69-
Sep 19	Electronic Withdrawal REF=242620069488550N00	To CTY OF HENDERSON 9886000720UTILITIES 0004001018	4,282.75-
Sep 19	Electronic Withdrawal REF=242620069488570N00	To CTY OF HENDERSON 9886000720UTILITIES 0004001020	4,289.42-
Sep 19	Electronic Settlement REF=242630173609000Y00	From ANTHEM COMMUNITY SETTLMT PFSINGLE PT	240,000.00-
Sep 20	Electronic Withdrawal REF=242630091984790N00	To CTY OF HENDERSON 9886000720UTILITIES 0004003177	90.02-
Sep 20	Electronic Withdrawal REF=242630091984850N00	To CTY OF HENDERSON 9886000720UTILITIES 0004003183	400.01-

Products and services available in U.S. only. Eligibility requirements and restrictions apply. For additional information, contact a U.S. Bank branch or call 800-872-2657.



ANTHEM COMMUNITY COUNCIL INC
OPERATING ACCOUNT
C/O FIRSTSERVICE RESIDENTIAL NEVADA LLC
8290 ARVILLE ST
LAS VEGAS NV 89139-7114

Business Statement

Account Number:

1 537 9543 0542

Statement Period:

Sep 3, 2024

through

Sep 30, 2024

Page 2 of 2

COMMUNITY ASSOCIATION CHECKING

(CONTINUED)

U.S. Bank National Association

Account Number 1-537-9543-0542

Other Withdrawals (continued)

Date	Description of Transaction	Ref Number	Amount
Sep 20	Electronic Withdrawal REF=242630091984810N00	To CTY OF HENDERSON 9886000720UTILITIES 0004003179	451.48-
Sep 20	Electronic Withdrawal REF=242630091984780N00	To CTY OF HENDERSON 9886000720UTILITIES 0004003176	459.29-
Sep 20	Electronic Withdrawal REF=242630091984840N00	To CTY OF HENDERSON 9886000720UTILITIES 0004003182	551.45-
Sep 20	Electronic Withdrawal REF=242630091984920N00	To CTY OF HENDERSON 9886000720UTILITIES 0004003190	600.45-
Sep 20	Electronic Withdrawal REF=242630091984890N00	To CTY OF HENDERSON 9886000720UTILITIES 0004003187	642.74-
Sep 20	Electronic Withdrawal REF=242630091984880N00	To CTY OF HENDERSON 9886000720UTILITIES 0004003186	716.11-
Sep 20	Electronic Withdrawal REF=242630091984860N00	To CTY OF HENDERSON 9886000720UTILITIES 0004003184	826.39-
Sep 20	Electronic Withdrawal REF=242630091984870N00	To CTY OF HENDERSON 9886000720UTILITIES 0004003185	1,033.84-
Sep 20	Electronic Withdrawal REF=242630091984820N00	To CTY OF HENDERSON 9886000720UTILITIES 0004003180	1,273.08-
Sep 20	Electronic Withdrawal REF=242630091984830N00	To CTY OF HENDERSON 9886000720UTILITIES 0004003181	1,327.69-
Sep 20	Electronic Withdrawal REF=242630091984910N00	To CTY OF HENDERSON 9886000720UTILITIES 0004003189	1,351.04-
Sep 20	Electronic Withdrawal REF=242630091984900N00	To CTY OF HENDERSON 9886000720UTILITIES 0004003188	1,709.54-
Sep 20	Electronic Withdrawal REF=242630091984800N00	To CTY OF HENDERSON 9886000720UTILITIES 0004003178	2,089.75-
Sep 23	Electronic Withdrawal REF=242640154241410N00	To LABARREOKSNEE 6330734333BILLPAY B2426474302282	250.00-
Sep 23	Electronic Withdrawal REF=242640098344900N00	To CTY OF HENDERSON 9886000720UTILITIES 0004005164	288.00-
Sep 23	Electronic Withdrawal REF=242640098344890N00	To CTY OF HENDERSON 9886000720UTILITIES 0004005163	2,722.83-
Sep 24	Electronic Withdrawal REF=242670193392250N00	To AVIDPAY SERVICE B562193588AVIDPAY CK3892	3,200.00-
Sep 24	Electronic Withdrawal REF=242670193390840N00	To AVIDPAY SERVICE B562193588AVIDPAY CK3891	4,059.00-
Sep 24	Electronic Withdrawal REF=242670193392220N00	To AVIDPAY SERVICE B562193588AVIDPAY CK3893	45,958.10-
Sep 26	Electronic Withdrawal REF=242690148148500N00	To NV ENERGY SOUTH 1880045330NPC PYMT 018950331880869	26.78-
Sep 27	Electronic Withdrawal REF=242700100352620N00	To NV ENERGY SOUTH 1880045330NPC PYMT 018950331745005	3,156.50-
Sep 30	Electronic Withdrawal REF=242710127489790N00	To AVIDPAY SERVICE B562193588AVIDPAY CK3896	462.00-
Sep 30	Electronic Withdrawal REF=242710127491420N00	To AVIDPAY SERVICE B562193588AVIDPAY CK3897	2,175.00-

Total Other Withdrawals

\$

331,878.68-

Balance Summary

Date	Ending Balance	Date	Ending Balance	Date	Ending Balance
Sep 5	1,076,466.59	Sep 20	857,267.77	Sep 26	800,763.06
Sep 13	1,126,848.24	Sep 23	854,006.94	Sep 27	797,606.56
Sep 19	870,790.65	Sep 24	800,789.84	Sep 30	794,969.56

Balances only appear for days reflecting change.

Bank Reconciliation

ACCI - Anthem Community Council, Inc.

Statement Date: 09/30/2024
Executed On: 10/06/2024 10:00 AM



EBMM - 11516 - ENTERPRISE BANK - MM X2045
11516 - 011 | ***2045

SUMMARY

\$248,429.59		\$248,429.59		\$0.00
Adjusted Book Balance	-	Adjusted Bank Balance	=	Variance

BALANCE TO BOOKS

GL Balance		\$248,429.59
Includes Posted Book Adjustments	\$1,336.05	
		\$248,429.59 Adjusted Book Balance

BALANCE TO BANK

Bank Statement Ending Balance	\$248,429.59
Outstanding Checks (-)	\$0.00
Deposits in Transit (+)	\$0.00
Deposit Journal Entries in Transit (+)	\$0.00
Withdrawal Journal Entries in Transit (-)	\$0.00
Bank Adjustments (+/-)	\$0.00
	\$248,429.59 Adjusted Bank Balance

RECONCILED ITEMS

Reconciled Deposits (+)	\$956,132.56
Reconciled Withdrawals (-)	\$941,731.85
	\$14,400.71 Total Reconciled Transactions



09/30/2024

*****2045

ANTHEM COMMUNITY COUNCIL, INC
RESERVES
C/O FIRSTSERVICE RESIDENTIAL NEVADA LLC
C/O FIRSTSERVICE NEVADA LLC
8290 ARVILLE STREET
LAS VEGAS NV 89139

CYCLE-030

*** CHECKING *** WC FIXED SPEC MMA

PREVIOUS STATEMENT BALANCE AS OF 08/31/24	232,692.83
PLUS 3 DEPOSITS AND OTHER CREDITS	957,468.61
LESS 2 CHECKS AND OTHER DEBITS	941,731.85
CURRENT STATEMENT BALANCE AS OF 09/30/24	248,429.59
NUMBER OF DAYS IN THIS STATEMENT PERIOD 30	

----- *** CHECKING ACCOUNT TRANSACTIONS *** -----

DATE	DESCRIPTION	DEBITS	CREDITS
09/19	AC-FirstService Res-ACH Collec ID-1880358132		699,673.37
09/24	AC-FirstService Res-ACH Paymen ID-1880358132	685,272.66	
09/25	AC-FirstService Res-ACH Collec ID-1880358132		256,459.19
09/26	AC-FirstService Res-ACH Paymen ID-1880358132	256,459.19	
09/30	INTEREST PAYMENT		1,336.05

*** BALANCE BY DATE ***

08/31	232,692.83	09/19	932,366.20	09/24	247,093.54	09/25	503,552.73
09/26	247,093.54	09/30	248,429.59				

PAYER FEDERAL ID NUMBER..... 43-1472619
INTEREST PAID YEAR TO DATE..... 8,759.90

IF YOU HAVE QUESTIONS CONCERNING THIS STATEMENT, PLEASE
CALL OUR CUSTOMER SERVICE CENTER AT 800-438-0378. THANK
YOU FOR ALLOWING ENTERPRISE TO SERVE YOUR BANKING NEEDS.

Bank Reconciliation

ACCI - Anthem Community Council, Inc.

Statement Date: 09/30/2024
Executed On: 10/03/2024 01:15 PM



MBMM - 11517 - METROPOLITAN BANK - MM X6794
11517 - 011 | *****6794

SUMMARY

\$399,015.11		\$399,015.11		\$0.00
Adjusted Book Balance	-	Adjusted Bank Balance	=	Variance

BALANCE TO BOOKS

GL Balance		\$399,015.11
Includes Posted Book Adjustments	\$3,048.95	
		\$399,015.11 Adjusted Book Balance

BALANCE TO BANK

Bank Statement Ending Balance	\$489,015.11
Outstanding Checks (-)	\$90,000.00
Deposits in Transit (+)	\$0.00
Deposit Journal Entries in Transit (+)	\$0.00
Withdrawal Journal Entries in Transit (-)	\$0.00
Bank Adjustments (+/-)	\$0.00
	\$399,015.11 Adjusted Bank Balance

RECONCILED ITEMS

Reconciled Deposits (+)	\$789,032.16
Reconciled Withdrawals (-)	\$1,638,705.99
	(\$849,673.83) Total Reconciled Transactions

Bank Reconciliation

ACCI - Anthem Community Council, Inc.

Statement Date: 09/30/2024
Executed On: 10/03/2024 01:15 PM



MBMM - 11517 - METROPOLITAN BANK - MM X6794
11517 - 011 | *****6794

OUTSTANDING CHECKS

Payee Name	Invoice Type	Payment Type	Check Date	Check Number	Amount
Anthem Country Club Community Association Inc	Regular	CheckPrint	09/23/2024	32	\$90,000.00
TOTAL OUTSTANDING CHECKS					\$90,000.00

ANTHEM COMMUNITY COUNCIL INC
C/O FIRSTSERVICE RES NEVADA LLC
8290 ARVILLE ST
LAS VEGAS NV 89139-7114
NA

Summary of Accounts

Account Type	Account Number	Account Ending Balance
Ultra Insured MMDA - PM	XXXXXXXX6794	\$245,805.74

Ultra Insured MMDA - PM-XXXXXXXX6794

Account Summary			Interest Summary		
Date	Description	Amount	Description		Amount
2024/08/31	Beginning Balance	\$245,806.47	Annual Percentage Yield Earned		4.07%
	2 Credit(s) This Period	\$699,673.37	Interest Days		31
	2 Debit(s) This Period	\$700,479.84	Interest Earned		\$805.74
09/30/2024	Ending Balance	\$245,805.74	Interest Paid This Period		\$805.74
			Interest Paid Year-to-Date		\$7,429.90

Account Activity

Post Date	Description	Debits	Credits	Balance
2024/08/31	Beginning Balance			\$245,806.47
09/03/2024	TRANSFER TO FUND 0499036794	\$806.47		\$245,000.00
09/19/2024	FirstService Res ACH Collec CCD 10474526	\$699,673.37		(\$454,673.37)
09/20/2024	TRANSFER FROM FUND 0499036794		\$699,673.37	\$245,000.00
09/30/2024	INTEREST PAID 8/31 THROUGH 9/30		\$805.74	\$245,805.74
09/30/2024	Ending Balance			\$245,805.74

Daily Balances

Date	Amount	Date	Amount	Date	Amount
09/03/2024	\$245,000.00	09/19/2024	(\$454,673.37)	09/20/2024	\$245,000.00
09/19/2024	(\$454,673.37)	09/20/2024	\$245,000.00	09/30/2024	\$245,805.74

Overdraft and Returned Item Fees

	Total for this period	Total year-to-date
Total Overdraft Fees	\$0.00	\$0.00
Total Returned Item Fees	\$0.00	\$0.00

ANTHEM COMMUNITY COUNCIL INC
C/O FIRSTSERVICE RES NEVADA LLC
8290 ARVILLE ST
LAS VEGAS NV 89139

Monthly Statement for the Period 09/01/2024 thru 09/30/2024

ACCOUNT ACTIVITY

POSTING DATE	TRANSACTION DESCRIPTION	AMOUNT OF THIS TRANSACTION	BALANCE AFTER THIS TRANSACTION
09/01/2024	OPENING BALANCE IN Demand Deposit Marketplace Program		\$939,833.52
09/03/2024	DEPOSIT	806.47	940,639.99
09/20/2024	WITHDRAWAL	699,673.37	240,966.62
09/30/2024	INTEREST	2,242.75	243,209.37
09/30/2024	CLOSING BALANCE IN Demand Deposit Marketplace Program		\$243,209.37

YOUR BALANCES IN RECEIVING INSTITUTION(S) AS OF 09/30/2024

RECEIVING INSTITUTION	FDIC CERT # or NCUA CHARTER #	CLOSING BALANCE
City National Bank, Los Angeles, CA	17281	\$243,209.37

INTEREST SUMMARY

	STATEMENT PERIOD 09/01/2024 - 09/30/2024	YEAR TO DATE
INTEREST EARNED	\$2,242.75	\$21,068.10
ANNUAL PERCENTAGE YIELD EARNED (APYE)		4.07%

Bank Reconciliation

ACCI - Anthem Community Council, Inc.

Statement Date: 09/30/2024
Executed On: 10/17/2024 06:13 PM



PWMM - 11518 - PACIFIC WESTERN BANK - MM X0315
11518 - 011 | *****0315

SUMMARY

\$143.79		\$143.79		\$0.00
Adjusted Book Balance	-	Adjusted Bank Balance	=	Variance

BALANCE TO BOOKS

GL Balance		\$143.79
Includes Posted Book Adjustments	\$143.79	
		\$143.79
		Adjusted Book Balance

BALANCE TO BANK

Bank Statement Ending Balance		\$143.79
Outstanding Checks (-)		\$0.00
Deposits in Transit (+)		\$0.00
Deposit Journal Entries in Transit (+)		\$0.00
Withdrawal Journal Entries in Transit (-)		\$0.00
Bank Adjustments (+/-)		\$0.00
		\$143.79
		Adjusted Bank Balance

RECONCILED ITEMS

Reconciled Deposits (+)		\$0.00
Reconciled Withdrawals (-)		\$251,113.53
		(\$251,113.53)
		Total Reconciled Transactions



P.O. Box 131207
Carlsbad, CA 92013-1207
Return Service Requested

FIRSTSERVICE RESIDENTIAL NEVADA, AGENT
ANTHEM COMMUNITY COUNCIL, INC
(RESERVES)
8290 ARVILLE ST
LAS VEGAS NV 89139

Last statement: August 31, 2024
This statement: September 30, 2024
Total days in statement period: 30

Page 1
XXXXXX0315
(0)

Direct inquiries to:
888-928-3936

Banc Of California
3320 Holcomb Bridge RD, NW
Norcross, GA 30092

Hoa Business MMA Analyzed

Account number	XXXXXX0315	Beginning balance	\$251,113.53
Low balance	\$0.00	Total additions	143.79
Average balance	\$159,038.57	Total subtractions	251,113.53
Avg collected balance	\$159,038	Ending balance	\$143.79
Interest paid year to date	\$1,982.72		

DEBITS

Date	Description	Subtractions
09-20	' ACH Debit ANTHEM COMMUNITY CORP PAY 240920 3823-0000ACCI	251,113.53

CREDITS

Date	Description	Additions
09-30	' Interest Credit	143.79

DAILY BALANCES

Date	Amount	Date	Amount	Date	Amount
08-31	251,113.53	09-20	0.00	09-30	143.79

INTEREST INFORMATION

Annual percentage yield earned	1.11 %
Interest-bearing days	30
Average balance for APY	\$159,038.57
Interest earned	\$143.79



P.O. Box 131207
Carlsbad, CA 92013-1207

FIRSTSERVICE RESIDENTIAL NEVADA, AGENT
September 30, 2024

Page 2
XXXXXX0315

OVERDRAFT/RETURN ITEM FEES

	Total for this period	Total year-to-date
Total Overdraft Fees	\$0.00	\$0.00
Total Returned Item Fees	\$0.00	\$0.00

Thank you for banking with Banc Of California

Bank Reconciliation

ACCI - Anthem Community Council, Inc.

Statement Date: 09/30/2024
Executed On: 10/03/2024 11:26 AM



AXMM - AXOS BANK - MM X4826
11519 - 011 | *****4826

SUMMARY

\$517.20		\$517.20		\$0.00
Adjusted Book Balance	-	Adjusted Bank Balance	=	Variance

BALANCE TO BOOKS

GL Balance		\$517.20
Includes Posted Book Adjustments	\$517.20	
		\$517.20
		Adjusted Book Balance

BALANCE TO BANK

Bank Statement Ending Balance	\$517.20
Outstanding Checks (-)	\$0.00
Deposits in Transit (+)	\$0.00
Deposit Journal Entries in Transit (+)	\$0.00
Withdrawal Journal Entries in Transit (-)	\$0.00
Bank Adjustments (+/-)	\$0.00
	\$517.20
	Adjusted Bank Balance

RECONCILED ITEMS

Reconciled Deposits (+)	\$0.00
Reconciled Withdrawals (-)	\$256,459.19
	(\$256,459.19)
	Total Reconciled Transactions



PO BOX 911039
San Diego, CA 92191-1039

(866) 747-4472
axosbank.com/Business

Date 9/30/24
Primary Account

Page 1
550000084826

28501491

FIRSTSERVICE RESIDENTIAL NEVADA, LLC
FBO ANTHEM COMMUNITY COUNCIL, INC.;
RESERVE
8290 ARVILLE ST
LAS VEGAS NV 89139

Account Title: FIRSTSERVICE RESIDENTIAL NEVADA, LLC
FBO ANTHEM COMMUNITY COUNCIL, INC.;
RESERVE

Association Money Market		Number of Enclosures	0
Account Number	550000084826	Statement Dates	9/03/24 thru 9/30/24
Previous Balance	256,459.19	Days in the statement period	28
Deposits/Credits	.00	Avg Daily Ledger	201,503.64
1 Checks/Debits	256,459.19	Avg Daily Collected	201,503.64
Maintenance Fee	.00	Interest Earned	517.20
Interest Paid	517.20	Annual Percentage Yield Earned	3.40%
Ending Balance	517.20	2024 Interest Paid	6,226.95

Deposits and Other Credits

Date	Description	Amount
9/30	Interest Paid	517.20

Checks and Withdrawals

Date	Description	Amount
9/25	ACH Collec FirstService Res CCD 081006160350720 ACCI AXMM to EBMM	256,459.19-

Date 9/30/24
Primary Account

Page 2
550000084826

Association Money Market

550000084826 (Continued)

DAILY BALANCE INFORMATION

Date	Balance	Date	Balance	Date	Balance
9/03	256,459.19	9/25	.00	9/30	517.20

***** END OF STATEMENT *****

Anthem Community Council Inc
Morgan Stanley Account 478-081860388-388
Operating Fund
September 30, 2024

Investment Summary	Cash	Money Market	Total	Investments	Accrued Interest	Total
Beginning Balance - from Prior Month		\$ -	\$ -	\$ -		
Accrued Interest Received	\$ 149.26	\$ -		\$ -	\$ -	\$ 149.26
Increase in Accrued Interest	\$ -	\$ -	\$ -	\$ -		\$ -
Unrealized Gain/(Loss)	\$ -	\$ -	\$ -		\$ -	\$ -
Electronic Transfer		\$ -	\$ -		\$ -	\$ -
Unsettled Purchased	\$ -	\$ -	\$ -	\$ -	\$ -	\$ -
Sales & Redemptions	\$ -	\$ -	\$ -	\$ -	\$ -	\$ -
Purchases	\$ 240,000.00	\$ -	\$ 240,000.00	\$ -	\$ -	\$ 240,000.00
Ending Balance per Statement	\$ 240,149.26	\$ -	\$ 240,000.00	\$ -	\$ -	\$ 240,149.26

Investments Held-to-Maturity

Certificate of Deposits	Rate	Purchased Date	Maturity Date	Face Value	Adjusted Cost	Market Value	Unrealized Gain/Loss	Accrued Interest
Centier Whiting In CD	4.550%	09/30/24	01/07/25	\$ 240,000.00	\$ 240,000.00			
Total				\$ 240,000.00	\$ 240,000.00	\$ -	\$ -	\$ -

Balance Sheet - 10011-010
Balance Sheet - 10012-010

STATEMENT FOR:
ANTHEM COMMUNITY COUNCIL INC
C/O JAY WINTER &

Beginning Total Value (as of 9/1/24) —
Ending Total Value (as of 9/30/24) \$240,149.26
Includes Accrued Interest

Morgan Stanley Smith Barney LLC. Member SIPC.

Your Financial Advisors
Frank A De Flora
Richard L Priore
Kyle Anthony Medeiros
Eugene Desoiza
Gilbert H Levine
Michael Lysenko
Ronald A Oleet

Your Branch
55 EAST 52ND STREET 15TH FL
NEW YORK, NY 10055
Telephone: 212-692-2800; Alt. Phone: 800-627-0608; Fax: 212-692-2990

#BWNJGWM

ANTHEM COMMUNITY COUNCIL INC
C/O JAY WINTER &
C/O FIRSTSERVICE RESIDENTIAL
8290 ARVILLE STREET
LAS VEGAS NV 89139-7114

Client Service Center (24 Hours a Day; 7 Days a Week): 800-869-3326
Access Your Account Online: www.morganstanley.com/online
*INVESTMENTS AND INSURANCE PRODUCTS: NOT FDIC INSURED • NOT A BANK DEPOSIT •
NOT INSURED BY ANY FEDERAL GOVERNMENT AGENCY • NOT BANK GUARANTEED •
MAY LOSE VALUE • UNLESS SPECIFICALLY NOTED, ALL VALUES ARE DISPLAYED IN USD*

Account Summary

Active Assets Account
478-081860-388

ANTHEM COMMUNITY COUNCIL INC
C/O JAY WINTER &

CHANGE IN VALUE OF YOUR ACCOUNT (includes accrued interest)

	This Period (9/1/24-9/30/24)	This Year (1/1/24-9/30/24)
TOTAL BEGINNING VALUE	—	—
Credits	240,000.00	240,000.00
Debits	—	—
Security Transfers	—	—
Net Credits/Debits/Transfers	\$240,000.00	\$240,000.00
Change in Value	149.26	149.26
TOTAL ENDING VALUE	\$240,149.26	\$240,149.26

MARKET VALUE OVER TIME

The below chart displays the most recent thirteen months of Market Value.




The percentages above represent the change in dollar value from the prior period. They do not represent account investment performance, as they do not consider the impact of contributions and withdrawals, nor other factors that may have affected performance calculations. No percentage will be displayed when the previous month reflected no value.

ASSET ALLOCATION (includes accrued interest)

	Market Value	Percentage
Cash	\$149.26	0.06
Fixed Income & Preferreds	240,000.00	99.94
TOTAL VALUE	\$240,149.26	100.00%

FDIC rules apply and Bank Deposits are eligible for FDIC insurance but are not covered by SIPC. Cash and securities (including MMFs) are eligible for SIPC coverage. See Expanded Disclosures. Values may include assets externally held, as a courtesy, and may not be covered by SIPC. Foreign Exchange (FX) is neither FDIC nor SIPC insured. For additional information, refer to the corresponding section of this statement.



This asset allocation represents holdings on a trade date basis, and projected settled Cash/BDP and MMF balances. These classifications do not constitute a recommendation and may differ from the classification of instruments for regulatory or tax purposes.

Account Summary

Active Assets Account
478-081860-388

ANTHEM COMMUNITY COUNCIL INC
C/O JAY WINTER &

BALANCE SHEET (^ includes accrued interest)

	Last Period (as of 8/31/24)	This Period (as of 9/30/24)
Cash, BDP, MMFs	—	\$240,149.26
Certificates of Deposit	—	240,000.00
Net Unsettled Purchases/Sales	—	(240,000.00)
Total Assets	—	\$240,149.26
Total Liabilities (outstanding balance)	—	—
TOTAL VALUE	—	\$240,149.26

INCOME AND DISTRIBUTION SUMMARY

	This Period (9/1/24-9/30/24)	This Year (1/1/24-9/30/24)
Interest	\$149.26	\$149.26
Income And Distributions	\$149.26	\$149.26
Tax-Exempt Income	—	—
TOTAL INCOME AND DISTRIBUTIONS	\$149.26	\$149.26

Taxable and tax exempt income classifications are based on the characteristics of the underlying securities and not the taxable status of the account.

CASH FLOW

	This Period (9/1/24-9/30/24)	This Year (1/1/24-9/30/24)
OPENING CASH, BDP, MMFs	—	—
Purchases	(240,000.00)	(240,000.00)
Net Unsettled Purch/Sales	240,000.00	240,000.00
Income and Distributions	149.26	149.26
Total Investment Related Activity	\$149.26	\$149.26
Electronic Transfers-Credits	240,000.00	240,000.00
Total Cash Related Activity	\$240,000.00	\$240,000.00
Total Card/Check Activity	—	—
CLOSING CASH, BDP, MMFs	\$240,149.26	\$240,149.26

GAIN/(LOSS) SUMMARY

	Realized This Period (9/1/24-9/30/24)	Realized This Year (1/1/24-9/30/24)	Unrealized Inception to Date (as of 9/30/24)
TOTAL GAIN/(LOSS)	—	—	—

This Summary is for informational purposes only and should not be used for tax preparation. Refer to the Expanded Disclosures or go to www.morganstanley.com/wealth/disclosures/disclosures.asp.

Account Detail

Active Assets Account
478-081860-388ANTHEM COMMUNITY COUNCIL INC
C/O JAY WINTER &

Investment Objectives (in order of priority): Income, Aggressive Income, Capital Appreciation, Speculation

Brokerage Account

Inform us if your investment objectives, as defined in the Expanded Disclosures, change.

HOLDINGS

This section reflects positions purchased/sold on a trade date basis. "Market Value" and "Unrealized Gain/(Loss)" may not reflect the value that could be obtained in the market. Your actual investment return may differ from the unrealized gain/(loss) displayed. Fixed Income securities are sorted by maturity or pre-refunding date, and alphabetically within date. Estimated Annual Income a) is calculated on a pre-tax basis, b) does not include any reduction for applicable non-US withholding taxes, c) may include return of principal or capital gains which could overstate such estimates, and d) for holdings that have a defined maturity date within the next 12 months, is reflected only through maturity date. Actual income or yield may be lower or higher than the estimates. Current Yield is an estimate for informational purposes only. It reflects the income generated by an investment, and is calculated by dividing the total estimated annual income by the current market value of the entire position. It does not reflect changes in its price. Structured Investments, identified on the Position Description Details line as "Asset Class: Struct Inv," may appear in various statement product categories. When displayed, the accrued interest, annual income and current yield for those with a contingent income feature (e.g., Range Accrual Notes or Contingent Income Notes) are estimates and assume specified accrual conditions are met during the relevant period and payment in full of all contingent interest. For Floating Rate Securities, the accrued interest, annual income and current yield are estimates based on the current floating coupon rate and may not reflect historic rates within the accrual period. For more information on how we price securities, go to www.morganstanley.com/wealth/disclosures/disclosures.asp.

CASH, BANK DEPOSIT PROGRAM AND MONEY MARKET FUNDS

Cash, Bank Deposit Program, and Money Market Funds are generally displayed on a settlement date basis. You have the right to instruct us to liquidate your bank deposit balance(s) or shares of any money market fund balance(s) at any time and have the proceeds of such liquidation remitted to you. Estimated Annual Income, Accrued Interest, and APY% will only be displayed for fully settled positions. Under the Bank Deposit Program, free credit balances held in an account(s) at Morgan Stanley Smith Barney LLC are automatically deposited into an interest-bearing deposit account(s), at Morgan Stanley Bank, N.A. and/or Morgan Stanley Private Bank, National Association, each a national bank, FDIC member and an affiliate of Morgan Stanley. Under certain circumstances, deposits may be held at other FDIC insured Program Banks. For more information regarding the Bank Deposit Program and the Program Banks, go to https://www.morganstanley.com/content/dam/msdotcom/en/wealth-disclosures/pdfs/BDP_disclosure.pdf

Description	Market Value	7-Day Current Yield %	Est Ann Income	APY %
MORGAN STANLEY BANK N.A.	\$240,149.26	—	\$4,202.61	1.750
<hr/>				
Percentage of Holdings	Market Value	Est Ann Income		
CASH, BDP, AND MMFs	\$240,149.26	\$4,202.61		
NET UNSETTLED PURCHASES/SALES	\$(240,000.00)			
CASH, BDP, AND MMFs (PROJECTED SETTLED BALANCE) 0.06%	\$149.26			

The "Projected Settled Balance" includes accrued interest on deposits and reflects the impact of unsettled purchases/sales.

CERTIFICATES OF DEPOSIT

Security Description	Trade Date	Face Value	Orig Unit Cost Adj Unit Cost	Unit Price	Orig Total Cost Adj Total Cost	Market Value	Unrealized Gain/(Loss)	Est Ann Income Accrued Interest	Current Yield %
CENTIER WHITING IN CD	9/30/24	240,000.000	\$100.000	\$100.000	\$240,000.00			\$2,752.44	1.15
Coupon Rate 4.550%; Matures 01/07/2025; CUSIP 15140REN5			\$100.000		\$240,000.00	\$240,000.00	\$0.00 ST	—	
Interest Paid at Maturity; Yield to Maturity 4.550%; Issued 10/07/24; Maturity Value = \$240,000.00; Asset Class: FI & Pref									

Account Detail

Active Assets Account
478-081860-388

ANTHEM COMMUNITY COUNCIL INC
C/O JAY WINTER &

	Percentage of Holdings	Face Value	Orig Total Cost Adj Total Cost	Market Value	Unrealized Gain/(Loss)	Est Ann Income Accrued Interest	Current Yield %
CERTIFICATES OF DEPOSIT	99.94%	240,000.000	\$240,000.00 \$240,000.00	\$240,000.00	\$0.00 ST	\$2,752.44 —	1.15%
TOTAL VALUE	100.00%		\$240,000.00	\$240,149.26	\$0.00 ST	\$6,955.05 —	2.90%

Unrealized Gain/(Loss) totals only reflect positions that have both cost basis and market value information available. Cash, MMF, Deposits and positions stating 'Please Provide' or 'Pending Corporate Actions' are not included.

ALLOCATION OF ASSETS

	Cash	Equities	Fixed Income & Preferred Securities	Alternatives	Structured Investments	Other
Cash, BDP, MMFs	\$149.26	—	—	—	—	—
Certificates of Deposit	—	—	\$240,000.00	—	—	—
TOTAL ALLOCATION OF ASSETS	\$149.26	—	\$240,000.00	—	—	—

ACTIVITY

CASH FLOW ACTIVITY BY DATE

Activity Date	Settlement Date	Activity Type	Description	Comments	Quantity	Price	Credits/(Debits)
9/20		Funds Received	DIRECT DEP FUNDS RECVD ANTHEM COMMUNITY	USBSNGPT			\$240,000.00
9/30		Interest Income	MORGAN STANLEY BANK N.A.	(Period 09/20-09/30)			149.26
9/30	10/7	Bought	CENTIER WHITING IN CD 4.550% DUE2025-01-07 [15140REN5]	ACTED AS PRINCIPAL UNSOLICITED TRADE	240,000.000	100.0000	(240,000.00)
NET CREDITS/(DEBITS)							\$149.26

Purchase and Sale transactions above may have received an average price execution. Details regarding the actual prices are available upon request.

Account Detail

Active Assets Account
478-081860-388

ANTHEM COMMUNITY COUNCIL INC
C/O JAY WINTER &

UNSETTLED PURCHASES/SALES ACTIVITY

Activity Date	Settlement Date	Activity Type	Description	Quantity	Price	Pending Credits/(Debits)
9/30	10/7	Bought	CENTIER 4550 25JA07	240,000.000	\$100.0000	\$(240,000.00)

NET UNSETTLED PURCHASES/SALES

\$(240,000.00)

This section displays transactions that have not settled during this statement period. The Holdings section includes positions purchased and omits positions sold or sold short as of the trade-date. The unit/share price for unsettled fixed income new issues in the Holdings section may be approximate in advance of active market pricing or pricing from third party pricing services.

MONEY MARKET FUND (MMF) AND BANK DEPOSIT PROGRAM ACTIVITY

Activity Date	Activity Type	Description	Credits/(Debits)
9/20	Automatic Investment	BANK DEPOSIT PROGRAM	\$240,000.00
9/30	Automatic Investment	BANK DEPOSIT PROGRAM	149.26

NET ACTIVITY FOR PERIOD

\$240,149.26

MESSAGES

Senior Investor Helpline

For any inquiries or potential concerns, senior investors or someone acting on their behalf may contact our Firm by calling (800) 280-4534.

FINRA BrokerCheck

FINRA has established the public disclosure program, known as BrokerCheck, to provide certain information regarding the disciplinary history of FINRA members and their associated persons. The BrokerCheck Hotline Number is 1-800-289-9999. The FINRA website address is www.finra.org. An investor brochure that includes information describing FINRA BrokerCheck may be obtained from FINRA.

Tips on Protecting Yourself from Fraudulent Account Activity

The protection of client data is of the utmost importance to us. Scams are on the rise, and they have become more sophisticated. Please remember to never share your personal information including account verification codes, account numbers, passwords or social security numbers with anyone you do not personally know.

Please be cautious opening attachments, clicking on links, or allowing external access to your computer. Scammers will be aggressive and create a sense of urgency. Scammers will promise unbelievable returns using crypto currency investing or sweepstakes/lottery. Scammers will use social media apps to build trust and then make sudden requests for money due to a hardship or emergency.

If you have any questions regarding scams or believe that you are a victim of a scam, please contact us or call 888-454-3965 to report online fraud or security concerns.

Retirement Rollover Guide

If you are considering rolling over your retirement assets, please review our Rollover Guide which can be found at <https://www.morganstanleyclientserv.com/publiccontent/msoc/pdf/RolloverGuide.pdf> for important information regarding your options and the factors that you should consider before you make your rollover decision.

Anthem Community Council Inc.
Morgan Stanley Account 478-081750-388
Reserve Fund
September 30, 2024

Investment Summary	Cash	Money Market	Total	Investments	Accrued Interest	Total
Beginning Balance - from Prior Month		\$ -	\$ -	\$ -		
Accrued Interest Received	\$ 399.73	\$ -	\$ 399.73	\$ -	\$ (399.73)	\$ 399.73
Increase in Accrued Interest	\$ -	\$ -	\$ -	\$ -		\$ -
Unrealized Gain/(Loss)	\$ -	\$ -	\$ -		\$ -	\$ -
Electronic Transfer	\$ 1,192,845.38	\$ -	\$ 1,192,845.38		\$ -	\$ 1,192,845.38
Unsettled Purchased	\$ (1,190,000.00)	\$ -	\$ (1,190,000.00)	\$ -	\$ -	
Sales & Redemptions	\$ -	\$ -	\$ -	\$ -	\$ -	\$ -
Purchases		\$ -	\$ -	\$ -	\$ -	
Ending Balance per Statement	\$ 3,245.11	\$ -	\$ 3,245.11	\$ -	\$ (399.73)	\$ 1,193,245.11

Investments Held-to-Maturity

Certificate of Deposits	Rate	Purchased Date	Maturity Date	Face Value	Adjusted Cost	Market Value	Unrealized Gain/Loss	Accrued Interest
Harborone Bk Brockton MA CD	4.600%	09/30/24	01/08/25	\$ 240,000.00	\$ 240,000.00	\$ 240,000.00		
Goldman Sachs New York NY CD	4.150%	09/30/24	04/08/25	\$ 240,000.00	\$ 240,000.00	\$ 240,000.00		
Eclipse Bk Inc LO Louisville Ky CD	4.050%	09/30/24	07/03/25	\$ 240,000.00	\$ 240,000.00	\$ 240,000.00		
Bank of American N Charlotte NC CD	3.850%	09/30/24	10/02/25	\$ 235,000.00	\$ 235,000.00	\$ 235,000.00		
Safra National New York NY CD	3.850%	09/30/24	10/02/25	\$ 235,000.00	\$ 235,000.00	\$ 235,000.00		
Total				\$ 1,190,000.00	\$ 1,190,000.00	\$ 1,190,000.00	\$ -	\$ -

Balance Sheet - 11521-011

Balance Sheet - 11525-011

STATEMENT FOR:
ANTHEM COMMUNITY COUNCIL INC

Beginning Total Value (as of 9/1/24) —
Ending Total Value (as of 9/30/24) **\$1,193,245.11**
Includes Accrued Interest

Morgan Stanley Smith Barney LLC. Member SIPC.

Your Financial Advisors
Frank A De Flora
Richard L Priore
Kyle Anthony Medeiros
Eugene Desoiza
Gilbert H Levine
Michael Lysenko
Ronald A Oleet

Your Branch
55 EAST 52ND STREET 15TH FL
NEW YORK, NY 10055
Telephone: 212-692-2800; Alt. Phone: 800-627-0608; Fax: 212-692-2990

#BWNJGWM

ANTHEM COMMUNITY COUNCIL INC
C/O FIRSTSERVICE RESIDENTIAL
8290 ARVILLE STREET
LAS VEGAS NV 89139-7114

Account Summary

Active Assets Account
478-081750-388

ANTHEM COMMUNITY COUNCIL INC
C/O FIRSTSERVICE RESIDENTIAL

CHANGE IN VALUE OF YOUR ACCOUNT (includes accrued interest)

	This Period (9/1/24-9/30/24)	This Year (1/1/24-9/30/24)
TOTAL BEGINNING VALUE	—	—
Credits	1,192,845.38	1,192,845.38
Debits	—	—
Security Transfers	—	—
Net Credits/Debits/Transfers	\$1,192,845.38	\$1,192,845.38
Change in Value	399.73	399.73
TOTAL ENDING VALUE	\$1,193,245.11	\$1,193,245.11

MARKET VALUE OVER TIME

The below chart displays the most recent thirteen months of Market Value.




The percentages above represent the change in dollar value from the prior period. They do not represent account investment performance, as they do not consider the impact of contributions and withdrawals, nor other factors that may have affected performance calculations. No percentage will be displayed when the previous month reflected no value.

ASSET ALLOCATION (includes accrued interest)

	Market Value	Percentage
Cash	\$3,245.11	0.27
Fixed Income & Preferreds	1,190,000.00	99.73
TOTAL VALUE	\$1,193,245.11	100.00%

FDIC rules apply and Bank Deposits are eligible for FDIC insurance but are not covered by SIPC. Cash and securities (including MMFs) are eligible for SIPC coverage. See Expanded Disclosures. Values may include assets externally held, as a courtesy, and may not be covered by SIPC. Foreign Exchange (FX) is neither FDIC nor SIPC insured. For additional information, refer to the corresponding section of this statement.



This asset allocation represents holdings on a trade date basis, and projected settled Cash/BDP and MMF balances. These classifications do not constitute a recommendation and may differ from the classification of instruments for regulatory or tax purposes.

Account Summary

Active Assets Account
478-081750-388

ANTHEM COMMUNITY COUNCIL INC
C/O FIRSTSERVICE RESIDENTIAL

BALANCE SHEET (^ includes accrued interest)

	Last Period (as of 8/31/24)	This Period (as of 9/30/24)
Cash, BDP, MMFs	—	\$1,193,245.11
Certificates of Deposit	—	1,190,000.00
Net Unsettled Purchases/Sales	—	(1,190,000.00)
Total Assets	—	\$1,193,245.11
Total Liabilities (outstanding balance)	—	—
TOTAL VALUE	—	\$1,193,245.11

INCOME AND DISTRIBUTION SUMMARY

	This Period (9/1/24-9/30/24)	This Year (1/1/24-9/30/24)
Interest	\$399.73	\$399.73
Income And Distributions	\$399.73	\$399.73
Tax-Exempt Income	—	—
TOTAL INCOME AND DISTRIBUTIONS	\$399.73	\$399.73

Taxable and tax exempt income classifications are based on the characteristics of the underlying securities and not the taxable status of the account.

CASH FLOW

	This Period (9/1/24-9/30/24)	This Year (1/1/24-9/30/24)
OPENING CASH, BDP, MMFs	—	—
Purchases	(1,190,000.00)	(1,190,000.00)
Net Unsettled Purch/Sales	1,190,000.00	1,190,000.00
Income and Distributions	399.73	399.73
Total Investment Related Activity	\$399.73	\$399.73
Electronic Transfers-Credits	1,192,845.38	1,192,845.38
Total Cash Related Activity	\$1,192,845.38	\$1,192,845.38
Total Card/Check Activity	—	—
CLOSING CASH, BDP, MMFs	\$1,193,245.11	\$1,193,245.11

GAIN/(LOSS) SUMMARY

	Realized This Period (9/1/24-9/30/24)	Realized This Year (1/1/24-9/30/24)	Unrealized Inception to Date (as of 9/30/24)
TOTAL GAIN/(LOSS)	—	—	—

This Summary is for informational purposes only and should not be used for tax preparation. Refer to the Expanded Disclosures or go to www.morganstanley.com/wealth/disclosures/disclosures.asp.

Account Detail

Active Assets Account
478-081750-388

ANTHEM COMMUNITY COUNCIL INC
C/O FIRSTSERVICE RESIDENTIAL

Investment Objectives (in order of priority): Income, Aggressive Income, Capital Appreciation, Speculation

Brokerage Account

Inform us if your investment objectives, as defined in the Expanded Disclosures, change.

HOLDINGS

This section reflects positions purchased/sold on a trade date basis. "Market Value" and "Unrealized Gain/(Loss)" may not reflect the value that could be obtained in the market. Your actual investment return may differ from the unrealized gain/(loss) displayed. Fixed Income securities are sorted by maturity or pre-refunding date, and alphabetically within date. Estimated Annual Income a) is calculated on a pre-tax basis, b) does not include any reduction for applicable non-US withholding taxes, c) may include return of principal or capital gains which could overstate such estimates, and d) for holdings that have a defined maturity date within the next 12 months, is reflected only through maturity date. Actual income or yield may be lower or higher than the estimates. Current Yield is an estimate for informational purposes only. It reflects the income generated by an investment, and is calculated by dividing the total estimated annual income by the current market value of the entire position. It does not reflect changes in its price. Structured Investments, identified on the Position Description Details line as "Asset Class: Struct Inv," may appear in various statement product categories. When displayed, the accrued interest, annual income and current yield for those with a contingent income feature (e.g., Range Accrual Notes or Contingent Income Notes) are estimates and assume specified accrual conditions are met during the relevant period and payment in full of all contingent interest. For Floating Rate Securities, the accrued interest, annual income and current yield are estimates based on the current floating coupon rate and may not reflect historic rates within the accrual period. For more information on how we price securities, go to www.morganstanley.com/wealth/disclosures/disclosures.asp.

CASH, BANK DEPOSIT PROGRAM AND MONEY MARKET FUNDS

Cash, Bank Deposit Program, and Money Market Funds are generally displayed on a settlement date basis. You have the right to instruct us to liquidate your bank deposit balance(s) or shares of any money market fund balance(s) at any time and have the proceeds of such liquidation remitted to you. Estimated Annual Income, Accrued Interest, and APY% will only be displayed for fully settled positions. Under the Bank Deposit Program, free credit balances held in an account(s) at Morgan Stanley Smith Barney LLC are automatically deposited into an interest-bearing deposit account(s), at Morgan Stanley Bank, N.A. and/or Morgan Stanley Private Bank, National Association, each a national bank, FDIC member and an affiliate of Morgan Stanley. Under certain circumstances, deposits may be held at other FDIC insured Program Banks. For more information regarding the Bank Deposit Program and the Program Banks, go to https://www.morganstanley.com/content/dam/msdotcom/en/wealth-disclosures/pdfs/BDP_disclosure.pdf

Description	Market Value	7-Day Current Yield %	Est Ann Income	APY %
MORGAN STANLEY BANK N.A.	\$944,141.17	—	\$16,522.47	1.750
MORGAN STANLEY PRIVATE BANK NA	249,103.94	—	4,359.32	1.750
BANK DEPOSITS	\$1,193,245.11		\$20,881.79	

	Percentage of Holdings	Market Value	Est Ann Income
CASH, BDP, AND MMFs		\$1,193,245.11	\$20,881.79
NET UNSETTLED PURCHASES/SALES		\$(1,190,000.00)	
CASH, BDP, AND MMFs (PROJECTED SETTLED BALANCE) 0.27%		\$3,245.11	

The "Projected Settled Balance" includes accrued interest on deposits and reflects the impact of unsettled purchases/sales.

Account Detail

Active Assets Account
478-081750-388

ANTHEM COMMUNITY COUNCIL INC
C/O FIRSTSERVICE RESIDENTIAL

CERTIFICATES OF DEPOSIT

Security Description	Trade Date	Face Value	Orig Unit Cost Adj Unit Cost	Unit Price	Orig Total Cost Adj Total Cost	Market Value	Unrealized Gain/(Loss)	Est Ann Income Accrued Interest	Current Yield %
HARBORONE BK BROCKTON MA CD	9/30/24	240,000.000	\$100.000	\$100.000	\$240,000.00			\$2,782.68	1.16
Coupon Rate 4.600%; Matures 01/08/2025; CUSIP 41166HFK7			\$100.000		\$240,000.00	\$240,000.00	\$0.00 ST	—	
<i>Interest Paid at Maturity; Yield to Maturity 4.600%; Issued 10/08/24; Maturity Value = \$240,000.00; Asset Class: FI & Pref</i>									
GOLDMAN SACHS NEW YORK NY CD	9/30/24	240,000.000	100.000	100.000	240,000.00			4,966.36	2.07
Coupon Rate 4.150%; Matures 04/08/2025; CUSIP 38150VYT0			100.000		240,000.00	240,000.00	0.00 ST	—	
<i>Interest Paid at Maturity; Yield to Maturity 4.150%; Issued 10/08/24; Maturity Value = \$240,000.00; Asset Class: FI & Pref</i>									
ECLIPSE BK INC LO Louisville KY CD	9/30/24	240,000.000	100.000	100.000	240,000.00			6,480.00	2.70
Coupon Rate 4.050%; Matures 07/03/2025; CUSIP 27889MAG5			100.000		240,000.00	240,000.00	0.00 ST	—	
<i>Interest Paid Monthly; Yield to Maturity 4.050%; Issued 10/04/24; Maturity Value = \$240,000.00; Asset Class: FI & Pref</i>									
BANK OF AMERICA N CHARLOTTE NC CD	9/30/24	235,000.000	100.000	100.000	235,000.00			—	—
Coupon Rate 3.850%; Matures 10/02/2025; CUSIP 06051XHN5			100.000		235,000.00	235,000.00	0.00 ST	—	
<i>Interest Paid at Maturity; Yield to Maturity 3.850%; Issued 10/02/24; Maturity Value = \$235,000.00; Asset Class: FI & Pref</i>									
SAFRA NATIONAL NEW YORK NY CD	9/30/24	235,000.000	100.000	100.000	235,000.00			—	—
Coupon Rate 3.850%; Matures 10/02/2025; CUSIP 78658RPU9			100.000		235,000.00	235,000.00	0.00 ST	—	
<i>Interest Paid at Maturity; Yield to Maturity 3.850%; Issued 10/04/24; Maturity Value = \$235,000.00; Asset Class: FI & Pref</i>									
	Percentage of Holdings	Face Value			Orig Total Cost Adj Total Cost	Market Value	Unrealized Gain/(Loss)	Est Ann Income Accrued Interest	Current Yield %
CERTIFICATES OF DEPOSIT		1,190,000.000			\$1,190,000.00			\$14,229.04	1.20%
	99.73%				\$1,190,000.00	\$1,190,000.00	\$0.00 ST	—	
	Percentage of Holdings				Total Cost	Market Value	Unrealized Gain/(Loss)	Est Ann Income Accrued Interest	Current Yield %
TOTAL VALUE	100.00%				\$1,190,000.00	\$1,193,245.11	\$0.00 ST	\$35,110.83	2.94%

Unrealized Gain/(Loss) totals only reflect positions that have both cost basis and market value information available. Cash, MMF, Deposits and positions stating 'Please Provide' or 'Pending Corporate Actions' are not included.

Account Detail

Active Assets Account
478-081750-388ANTHEM COMMUNITY COUNCIL INC
C/O FIRSTSERVICE RESIDENTIAL

ALLOCATION OF ASSETS

	Cash	Equities	Fixed Income & Preferred Securities	Alternatives	Structured Investments	Other
Cash, BDP, MMFs	\$3,245.11	—	—	—	—	—
Certificates of Deposit	—	—	\$1,190,000.00	—	—	—
TOTAL ALLOCATION OF ASSETS	\$3,245.11	—	\$1,190,000.00	—	—	—

ACTIVITY

CASH FLOW ACTIVITY BY DATE

Activity Date	Settlement Date	Activity Type	Description	Comments	Quantity	Price	Credits/(Debits)
9/20		Funds Received	DIRECT DEP FUNDS RECVD ANTHEM COMMUNITY	CORP PAY			\$251,113.53
9/24		Funds Received	DIRECT DEP FUNDS RECVD FirstService Res	ACH Paymen			685,272.66
9/26		Funds Received	DIRECT DEP FUNDS RECVD FirstService Res	ACH Paymen			256,459.19
9/30		Interest Income	MORGAN STANLEY BANK N.A.	(Period 09/20-09/30)			295.79
9/30		Interest Income	MORGAN STANLEY PRIVATE BANK NA	(Period 09/20-09/30)			103.94
9/30	10/4	Bought	ECLIPSE BK INC LO Louisville KY 4.050% DUE2025-07-03 [27889MAG5]	ACTED AS PRINCIPAL UNSOLICITED TRADE	240,000.000	100.0000	(240,000.00)
9/30	10/8	Bought	HARBORONE BK BROCKTON MA CD 4.600% DUE2025-01-08 [41166HFK7]	ACTED AS PRINCIPAL UNSOLICITED TRADE	240,000.000	100.0000	(240,000.00)
9/30	10/8	Bought	GOLDMAN SACHS NEW YORK NY CD 4.150% DUE2025-04-08 [38150VYT0]	ACTED AS PRINCIPAL UNSOLICITED TRADE	240,000.000	100.0000	(240,000.00)
9/30	10/4	Bought	SAFRA NATIONAL NEW YORK NY CD 3.850% DUE2025-10-02 [78658RPU9]	ACTED AS PRINCIPAL UNSOLICITED TRADE	235,000.000	100.0000	(235,000.00)
9/30	10/2	Bought	BANK OF AMERICA N CHARLOTTE NCCD 3.850% DUE2025-10-02 [06051XHN5]	ACTED AS PRINCIPAL UNSOLICITED TRADE	235,000.000	100.0000	(235,000.00)

NET CREDITS/(DEBITS)

\$3,245.11

Purchase and Sale transactions above may have received an average price execution. Details regarding the actual prices are available upon request.

UNSETTLED PURCHASES/SALES ACTIVITY

Activity Date	Settlement Date	Activity Type	Description	Comments	Quantity	Price	Pending Credits/(Debits)
9/30	10/2	Bought	BANK OF AMERICA N 3850 25OC02	UNSETTLED PURCHASE	235,000.000	\$100.0000	\$(235,000.00)
9/30	10/4	Bought	ECLIPSE BK INC LO 4050 25JL03	UNSETTLED PURCHASE	240,000.000	100.0000	(240,000.00)
9/30	10/8	Bought	GOLDMAN SACHS 4150 25AP08	UNSETTLED PURCHASE	240,000.000	100.0000	(240,000.00)
9/30	10/8	Bought	HARBORONE BK CD 4600 25JA08	UNSETTLED PURCHASE	240,000.000	100.0000	(240,000.00)

Account Detail

Active Assets Account
478-081750-388

ANTHEM COMMUNITY COUNCIL INC
C/O FIRSTSERVICE RESIDENTIAL

UNSETTLED PURCHASES/SALES ACTIVITY (CONTINUED)

Activity Date	Settlement Date	Activity Type	Description	Comments	Quantity	Price	Pending Credits/(Debits)
9/30	10/4	Bought	SAFRA NATIONAL 3850 250C02	UNSETTLED PURCHASE	235,000.000	100.0000	(235,000.00)

NET UNSETTLED PURCHASES/SALES

\$(1,190,000.00)

This section displays transactions that have not settled during this statement period. The Holdings section includes positions purchased and omits positions sold or sold short as of the trade-date. The unit/share price for unsettled fixed income new issues in the Holdings section may be approximate in advance of active market pricing or pricing from third party pricing services.

MONEY MARKET FUND (MMF) AND BANK DEPOSIT PROGRAM ACTIVITY

Activity Date	Activity Type	Description	Credits/(Debits)
9/20	Automatic Investment	BANK DEPOSIT PROGRAM	\$251,113.53
9/25	Automatic Investment	BANK DEPOSIT PROGRAM	685,272.66
9/27	Automatic Investment	BANK DEPOSIT PROGRAM	256,459.19
9/30	Automatic Investment	BANK DEPOSIT PROGRAM	295.79
9/30	Automatic Investment	BANK DEPOSIT PROGRAM	103.94

NET ACTIVITY FOR PERIOD

\$1,193,245.11

MESSAGES

Senior Investor Helpline

For any inquiries or potential concerns, senior investors or someone acting on their behalf may contact our Firm by calling (800) 280-4534.

FINRA BrokerCheck

FINRA has established the public disclosure program, known as BrokerCheck, to provide certain information regarding the disciplinary history of FINRA members and their associated persons. The BrokerCheck Hotline Number is 1-800-289-9999. The FINRA website address is www.finra.org. An investor brochure that includes information describing FINRA BrokerCheck may be obtained from FINRA.

Tips on Protecting Yourself from Fraudulent Account Activity

The protection of client data is of the utmost importance to us. Scams are on the rise, and they have become more sophisticated. Please remember to never share your personal information including account verification codes, account numbers, passwords or social security numbers with anyone you do not personally know.

Please be cautious opening attachments, clicking on links, or allowing external access to your computer. Scammers will be aggressive and create a sense of urgency. Scammers will promise unbelievable returns using crypto currency investing or sweepstakes/lottery. Scammers will use social media apps to build trust and then make sudden requests for money due to a hardship or emergency.

If you have any questions regarding scams or believe that you are a victim of a scam, please contact us or call 888-454-3965 to report online fraud or security concerns.

Retirement Rollover Guide

If you are considering rolling over your retirement assets, please review our Rollover Guide which can be found at <https://www.morganstanleyclientserv.com/publiccontent/msoc/pdf/RolloverGuide.pdf> for important information regarding your options and the factors that you should consider before you make your rollover decision.

Important Message to Our Clients, Including Residents of Nevada, Regarding Access to Fee and Compensation Information

Morgan Stanley is committed to ensuring you are kept informed about important matters that may affect your account(s). Additional information regarding how Morgan Stanley and your Financial Advisor, Private Wealth Advisor, MSVA Financial Advisor or MSVA Representative are compensated for products or services we offer can be found at <http://morganstanley.com/disclosures/fiduciary>. It is important that you carefully review this information any time we provide you with a recommendation or solicitation. Should you have any questions or need any additional information, please contact a member of your Morgan Stanley Team.



Check History Report

Entity Number : ACCI
Start Date : 09/01/2024

Entity Name : - Anthem Community Council, Inc.
End Date : 09/30/2024
Sort By : Check

Check ACH Print Status	Payee Vch#	Invoice	Proc Date	Ck Date GL Acct#	Sub	Void Date GL Desc	Inv Amt	Amt Paid	Work Flow Status Vch.Description
Bank: MBMM 11517 - METROPOLITAN BANK - MM X6794					ACCI ANTHEM COMMUNITY COUNCIL, INC.				
32	antcoun2 - Anthem Country Club Community Association Inc			09/23/2024				90000.00	None
CheckPrint	1536831	ACCCA-090324	09/18/2024	71410	011	LS - Turf Removal Reserves	90000.00		Country Club refund - SNWA Rebate
Bank Totals									90000.00
Total Number of Checks									1
Bank: USBO US BANK					ACCI ANTHEM COMMUNITY COUNCIL, INC.				
3866	henutil - City of Henderson Utility Services			09/10/2024				3686.69	None
ACHNonPrint	1534228	430662674-082724	09/10/2024	74065	010	Water Operating	3686.69		07/26-08/26/2024 430662674
3867	henutil - City of Henderson Utility Services			09/10/2024				459.29	None
ACHNonPrint	1534229	430662768-082824	09/10/2024	74065	010	Water Operating	459.29		07/30-08/27/2024 430662768
3868	henutil - City of Henderson Utility Services			09/10/2024				90.02	None
ACHNonPrint	1534230	430662770-082824	09/10/2024	74065	010	Water Operating	90.02		07/30-08/27/2024 430662770
3869	henutil - City of Henderson Utility Services			09/10/2024				2089.75	None
ACHNonPrint	1534231	430662772-082824	09/10/2024	74065	010	Water Operating	2089.75		07/30-08/27/2024 430662772
3870	henutil - City of Henderson Utility Services			09/10/2024				451.48	None
ACHNonPrint	1534232	430662776-082824	09/10/2024	74065	010	Water Operating	451.48		07/30-08/27/2024 430662776
3871	henutil - City of Henderson Utility Services			09/10/2024				3252.19	None
ACHNonPrint	1534233	430662778-082724	09/10/2024	74065	010	Water Operating	3252.19		07/26-08/26/2024 430662778
3872	henutil - City of Henderson Utility Services			09/10/2024				274.25	None
ACHNonPrint	1534234	430662782-082724	09/10/2024	74065	010	Water Operating	274.25		07/26-08/26/2024 430662782



Check History Report

Entity Number : ACCI
Start Date : 09/01/2024

Entity Name : - Anthem Community Council, Inc.
End Date : 09/30/2024
Sort By : Check

Check ACH Print Status	Payee Vch#	Invoice	Proc Date	Ck Date GL Acct#	Sub	Void Date GL Desc	Inv Amt	Amt Paid	Work Flow Status Vch.Description
3873	henutil - City of Henderson Utility Services			09/10/2024				4282.75	None
ACHNonPrint	1534235	430662784-082724	09/10/2024	74065	010	Water Operating	4282.75		07/26-08/26/2024 430662784
3874	henutil - City of Henderson Utility Services			09/10/2024				272.29	None
ACHNonPrint	1534236	430662804-082724	09/10/2024	74065	010	Water Operating	272.29		07/26-08/26/2024 430662804
3875	henutil - City of Henderson Utility Services			09/10/2024				4289.42	None
ACHNonPrint	1534237	430662808-082724	09/10/2024	74065	010	Water Operating	4289.42		07/26-08/26/2024 430662808
3876	henutil - City of Henderson Utility Services			09/10/2024				1273.08	None
ACHNonPrint	1534238	430662816-082824	09/10/2024	74065	010	Water Operating	1273.08		07/30-08/27/2024 430662816
3877	henutil - City of Henderson Utility Services			09/10/2024				1327.69	None
ACHNonPrint	1534239	430662818-082824	09/10/2024	74065	010	Water Operating	1327.69		07/30-08/27/2024 430662818
3878	henutil - City of Henderson Utility Services			09/10/2024				551.45	None
ACHNonPrint	1534240	430662820-082824	09/10/2024	74065	010	Water Operating	551.45		07/30-08/27/2024 430662820
3879	henutil - City of Henderson Utility Services			09/10/2024				400.01	None
ACHNonPrint	1534241	430662824-082824	09/10/2024	74065	010	Water Operating	400.01		07/30-08/27/2024 430662824
3880	henutil - City of Henderson Utility Services			09/10/2024				826.39	None
ACHNonPrint	1534242	430662826-082824	09/10/2024	74065	010	Water Operating	826.39		07/30-08/27/2024 430662826
3881	henutil - City of Henderson Utility Services			09/10/2024				1033.84	None
ACHNonPrint	1534243	430662828-082824	09/10/2024	74065	010	Water Operating	1033.84		07/30-08/27/2024 430662828
3882	henutil - City of Henderson Utility Services			09/10/2024				716.11	None
ACHNonPrint	1534244	430662830-082824	09/10/2024	74065	010	Water Operating	716.11		07/30-08/27/2024 430662830



Check History Report

Entity Number : ACCI
Start Date : 09/01/2024

Entity Name : - Anthem Community Council, Inc.
End Date : 09/30/2024
Sort By : Check

Check ACH Print Status	Payee Vch#	Invoice	Proc Date	Ck Date GL Acct#	Sub	Void Date GL Desc	Inv Amt	Amt Paid	Work Flow Status Vch.Description
3883	henutil - City of Henderson Utility Services			09/10/2024				642.74	None
ACHNonPrint	1534245	430662832-082824	09/10/2024	74065	010	Water Operating	642.74		07/30-08/27/2024 430662832
3884	henutil - City of Henderson Utility Services			09/10/2024				1709.54	None
ACHNonPrint	1534246	430662834-082824	09/10/2024	74065	010	Water Operating	1709.54		07/30-08/27/2024 430662834
3885	henutil - City of Henderson Utility Services			09/10/2024				1351.04	None
ACHNonPrint	1534247	430662836-082824	09/10/2024	74065	010	Water Operating	1351.04		07/30-08/27/2024 430662836
3886	henutil - City of Henderson Utility Services			09/10/2024				600.45	None
ACHNonPrint	1534248	430662838-082824	09/10/2024	74065	010	Water Operating	600.45		07/30-08/27/2024 430662838
3887	henutil - City of Henderson Utility Services			09/12/2024				2722.83	None
ACHNonPrint	1535056	430662774-082924	09/12/2024	74065	010	Water Operating	2722.83		07/26-08/26/2024 430662774
3888	henutil - City of Henderson Utility Services			09/13/2024				288.00	None
ACHNonPrint	1535487	430662822-082924	09/13/2024	74065	010	Water Operating	288.00		07/30-08/27/2024 430662822
3889	nevpowe - NV Energy			09/20/2024				26.78	None
ACHNonPrint	1537330	300018950 331880869 1-090724	09/20/2024	74005	010	Electricity - Common Area Operating	26.78		08/05-09/04/2024 1880869
3890	laboksn - LaBarre Oksnee Ins Agency LLC			09/20/2024				250.00	None
ACHNonPrint	1537410	71273	09/20/2024	78105	010	Ins - Liability & Property Operating	250.00		Cyber Security + Fees 2024-2025
ACHNonPrint	1537410	71273	09/20/2024	78105	010	Ins - Liability & Property Operating	-250.00		ANTHCOM01-Cyber Security + Fees 2024- 2025
ACHNonPrint	1537410	71273	09/20/2024	13100	010	Prepaid Insurance Operating	250.00		ANTHCOM01-Cyber Security + Fees 2024- 2025



Check History Report

Entity Number : ACCI
Start Date : 09/01/2024

Entity Name : - Anthem Community Council, Inc.
End Date : 09/30/2024
Sort By : Check

Check ACH Print Status	Payee Vch#	Invoice	Proc Date	Ck Date GL Acct#	Sub	Void Date GL Desc	Inv Amt	Amt Paid	Work Flow Status Vch.Description
3891	rmi - FirstService Residential NV LLC			09/23/2024				4059.00	Exported
CheckExport	1537371	01183493	09/20/2024	77200	010	Management Fees Operating	4059.00		September 2024 Management Fees
3892	clepool - Clearview Pools Inc			09/23/2024				3200.00	Exported
CheckExport	1537264	150443	09/20/2024	72275	010	Water Feature Service and Cleaning Operating	3200.00		September 2024
3893	xlland - XL Landscape Development LLC			09/23/2024				45958.10	Exported
CheckExport	1537406	3063	09/20/2024	71220	010	Irrigation - Timers/Controll ers Operating	138.10		irrigation Repairs - Sun City Anthem Pkwy
CheckExport	1537404	2939	09/20/2024	70005	010	LS - Contract Operating	36120.00		Landscape Maintenance Contract - September 2024
CheckExport	1537405	3047	09/20/2024	70009	010	LS - On Site Management Operating account	9700.00		Large Desert Brush Clean-Up - 08/30/2024
CheckExport	1537405	3047	09/20/2024	70009	010	LS - On Site Management Operating account	-9700.00		Large Desert Brush Clean-Up - 08/30/2024
CheckExport	1537405	3047	09/20/2024	70025	010	LS - Repairs & Maintenance Operating	9700.00		Large Desert Brush Clean-Up - 08/30/2024
3894	nevpowe - NV Energy			09/24/2024				3156.50	None
ACHNonPrint	1537862	300018950 331745005 7-091024	09/24/2024	74005	010	Electricity - Common Area Operating	3156.50		08/05-09/04/2024 1895033
3895	antcoun2 - Anthem Country Club Community Association Inc			09/27/2024				150000.00	None
CheckPrint	1538986	ACCI- 092224	09/27/2024	11517	011	Metropolitan Bank - MM x6794 Reserve	150000.00		Reserve Startup Funds

Entity Number : ACCI
Start Date : 09/01/2024

Entity Name : - Anthem Community Council, Inc.
End Date : 09/30/2024
Sort By : Check

Check ACH Print Status	Payee Vch#	Invoice	Proc Date	Ck Date GL Acct#	Sub	Void Date GL Desc	Inv Amt	Amt Paid	Work Flow Status Vch.Description
3896	leajohn - LKG LTD			09/27/2024				462.00	Exported
CheckExport	1539037	663516	09/27/2024	77760	010	Legal Fees Operating	337.50		Review 2023 Audit information & Correspondence with Attorney Mr. Reed.
CheckExport	1539038	663517	09/27/2024	77760	010	Legal Fees Operating	124.50		Review Correspondence with Adam Clarkson -
3897	hillein - Hilburn and Lein CPAs			09/27/2024				2175.00	Exported
CheckExport	1539024	55591	09/27/2024	77750	010	Audit & Tax Service Operating	2175.00		Preparation of 2023 Audit and Taxes
Bank Totals									241878.68
Total Number of Checks									32

Delinquent Report
ACCI Anthem Community Council, Inc.
As of 9/30/2024

Building: 0001 - Anthem Community Council, Inc.
 8290 Arville St
 8290 Arville St
 Las Vegas, NV 89139

Unit	Resident	Unit Address	Status Date	Last Pay Date	Last Pay Amount	Current	Over 30 Days	Over 60 Days	Over 90 Days	Balance	
RM Reminder Notice											
0010	01 Coventry Homes at Anthem	8290 Arville Street	8/7/2024	9/12/2024	50,381.65			5,038.17		5,038.17	
0012	01 Terra Bella HOA	8290 Arville Street	8/7/2024	8/21/2024	10,309.41			927.85		927.85	
0015	01 Trostler Family Partnership	2890 Bicentennial Parkway	8/7/2024	12/20/2023	115.91			4.65	154.06	158.71	
0017	02 SH 781-796 LLC	2950 Bicentennial Parkway	8/7/2024	4/26/2023	2,987.35			69.57	2,036.61	2,106.18	
0020	01 Wells Fargo Bank Nevada	2461 Hampton Road	8/7/2024	4/22/2024	67.92			36.58	365.76	402.34	
0026	02 C&C Property Holdings LLC	2580 Anthem Village Dr B13	8/7/2024	8/13/2021	1,855.60			23.85	2,292.09	2,315.94	
0043	01 Bicentennial Animal Hospital LLC	2990 Bicentennial Pkwy	8/7/2024	12/28/2021	120.95			16.85	1,528.59	1,545.44	
					Totals:	7	0.00	0.00	6,117.52	6,377.11	12,494.63
0001 Totals:							0.00	0.00	6,117.52	6,377.11	12,494.63
							0.00	0.00	6,117.52	416.68	6,534.20
							0.00	0.00	0.00	5,960.43	5,960.43
Grand Totals:							0.00	0.00	6,117.52	6,377.11	12,494.63
							0.00	0.00	6,117.52	416.68	6,534.20
							0.00	0.00	0.00	5,960.43	5,960.43

Prepaid Report
ACCI Anthem Community Council, Inc.
As of 9/30/2024

Building: 0001 - Anthem Community Council, Inc.
8290 Arville St
8290 Arville St
Las Vegas, NV 89139

Unit	Resident	Unit Address	Status Date	Last Pay Date	Last Pay Amount	Current	Over 30 Days	Over 60 Days	Over 90 Days	Balance
RM Reminder Notice										
0006	02	Conejo Valley Properties	2534 Anthem Village Drive	6/6/2023	12/5/2023	84.31			-14.38	-14.38
0013	01	SH 781-796 LLC	2402 Atchley Drive	2/5/2024	7/17/2024	2,036.61		-2,036.61	-26.70	-2,063.31
0023	02	Anthem Professional Group LLC	11540 S EASTERN AVE	6/6/2023	7/2/2024	251.01			-2.05	-2.05
0025	01	Anthem Plaza, LLC	2540 Anthem Village Dr #190	6/6/2023	7/3/2024	272.53		-272.53	-572.31	-844.84
0058	01	Anthem Hills Prof Plaz LLC	Parcel 19112514001	6/6/2023	4/30/2024	575.54			-249.22	-249.22
					Totals:	5	0.00	0.00	-2,309.14	-864.66
0001 Totals:							0.00	0.00	-2,309.14	-864.66
							0.00	0.00	-2,309.14	-864.66
Grand Totals:							0.00	0.00	-2,309.14	-864.66
							0.00	0.00	-2,309.14	-864.66

General Ledger Activity

ACCI - Anthem Community Council, Inc.

For: 09/01/2024 - 09/30/2024

Executed On : 10/22/2024 10:52 AM



Account/Journal		Description	Date	Beginning Balance	Debit	Credit	Ending Balance
ACCI - Anthem Community Council, Inc.							
10010 US Bank - Lockbox Checking x0542				1,066,707.60	836,405.85	1,417,861.89	485,251.56
010 Operating				1,066,707.60	836,405.85	1,417,861.89	485,251.56
JER	9309027	To record reserve transfer	09/01/2024		0.00	112,283.25	
RCP	9282852	Lockbox	09/05/2024		40.99	0.00	
ACK	9292548	3866 City of Henderson Utility Services: 07/26-08/26/2024 430662674	09/10/2024		0.00	3,686.69	
ACK	9292550	3867 City of Henderson Utility Services: 07/30-08/27/2024 430662768	09/10/2024		0.00	459.29	
ACK	9292552	3868 City of Henderson Utility Services: 07/30-08/27/2024 430662770	09/10/2024		0.00	90.02	
ACK	9292554	3869 City of Henderson Utility Services: 07/30-08/27/2024 430662772	09/10/2024		0.00	2,089.75	
ACK	9292556	3870 City of Henderson Utility Services: 07/30-08/27/2024 430662776	09/10/2024		0.00	451.48	
ACK	9292558	3871 City of Henderson Utility Services: 07/26-08/26/2024 430662778	09/10/2024		0.00	3,252.19	
ACK	9292560	3872 City of Henderson Utility Services: 07/26-08/26/2024 430662782	09/10/2024		0.00	274.25	
ACK	9292562	3873 City of Henderson Utility Services: 07/26-08/26/2024 430662784	09/10/2024		0.00	4,282.75	
ACK	9292564	3874 City of Henderson Utility Services: 07/26-08/26/2024 430662804	09/10/2024		0.00	272.29	
ACK	9292566	3875 City of Henderson Utility Services: 07/26-08/26/2024 430662808	09/10/2024		0.00	4,289.42	
ACK	9292568	3876 City of Henderson Utility Services: 07/30-08/27/2024 430662816	09/10/2024		0.00	1,273.08	
ACK	9292570	3877 City of Henderson Utility Services: 07/30-08/27/2024 430662818	09/10/2024		0.00	1,327.69	
ACK	9292572	3878 City of Henderson Utility Services: 07/30-08/27/2024 430662820	09/10/2024		0.00	551.45	

General Ledger Activity

ACCI - Anthem Community Council, Inc.

For: 09/01/2024 - 09/30/2024
Executed On : 10/22/2024 10:52 AM



Account/Journal	Description	Date	Beginning Balance	Debit	Credit	Ending Balance
ACK	9292574 3879 City of Henderson Utility Services: 07/30-08/27/2024 430662824	09/10/2024		0.00	400.01	
ACK	9292576 3880 City of Henderson Utility Services: 07/30-08/27/2024 430662826	09/10/2024		0.00	826.39	
ACK	9292578 3881 City of Henderson Utility Services: 07/30-08/27/2024 430662828	09/10/2024		0.00	1,033.84	
ACK	9292580 3882 City of Henderson Utility Services: 07/30-08/27/2024 430662830	09/10/2024		0.00	716.11	
ACK	9292582 3883 City of Henderson Utility Services: 07/30-08/27/2024 430662832	09/10/2024		0.00	642.74	
ACK	9292584 3884 City of Henderson Utility Services: 07/30-08/27/2024 430662834	09/10/2024		0.00	1,709.54	
ACK	9292586 3885 City of Henderson Utility Services: 07/30-08/27/2024 430662836	09/10/2024		0.00	1,351.04	
ACK	9292588 3886 City of Henderson Utility Services: 07/30-08/27/2024 430662838	09/10/2024		0.00	600.45	
ACK	9296809 3887 City of Henderson Utility Services: 07/26-08/26/2024 430662774	09/12/2024		0.00	2,722.83	
RCP	9298478 Receipt Processing	09/12/2024		50,381.65	0.00	
ACK	9298960 3888 City of Henderson Utility Services: 07/30-08/27/2024 430662822	09/13/2024		0.00	288.00	
ACK	9308339 3889 NV Energy: 08/05-09/04/2024 1880869	09/20/2024		0.00	26.78	
ACK	9308455 3890 LaBarre Oksnee Ins Agency LLC: Cyber Security + Fees 2024-2025	09/20/2024		0.00	250.00	
JE	9313913 Per Financial Analysis	09/20/2024		0.00	240,000.00	
JE	9309012 April 2024-September Reserve Transfers	09/22/2024		0.00	673,699.96	
JE	9309013 Start-Up Funds Operating	09/22/2024		0.00	150,000.00	
JE	9309034 Reverse April 2024-September Reserve Transfers	09/22/2024		673,699.96	0.00	

General Ledger Activity

ACCI - Anthem Community Council, Inc.

For: 09/01/2024 - 09/30/2024
Executed On : 10/22/2024 10:52 AM



Account/Journal	Description	Date	Beginning Balance	Debit	Credit	Ending Balance
ACK	9309905 3891 FirstService Residential NV LLC: September 2024 Management Fees	09/23/2024		0.00	4,059.00	
ACK	9309906 3892 Clearview Pools Inc: September 2024	09/23/2024		0.00	3,200.00	
ACK	9309907 3893 XL Landscape Development LLC: Landscape Maintenance Contract - September 2024	09/23/2024		0.00	36,120.00	
ACK	9309907 3893 XL Landscape Development LLC: Large Desert Brush Clean-Up - 08/30/2024	09/23/2024		0.00	9,700.00	
ACK	9309907 3893 XL Landscape Development LLC: irrigation Repairs - Sun City Anthem Pkwy	09/23/2024		0.00	138.10	
ACK	9312046 3894 NV Energy: 08/05-09/04/2024 1895033	09/24/2024		0.00	3,156.50	
ACK	9318047 3895 Anthem Country Club Community Association Inc: Reserve Startup Funds	09/27/2024		0.00	150,000.00	
ACK	9318048 3896 LKG LTD: Review 2023 Audit information & Correspondence with Attorney Mr. Reed.	09/27/2024		0.00	337.50	
ACK	9318048 3896 LKG LTD: Review Correspondence with Adam Clarkson -	09/27/2024		0.00	124.50	
ACK	9318049 3897 Hilburn and Lein CPAs: Preparation of 2023 Audit and Taxes	09/27/2024		0.00	2,175.00	
JE	9326359 (Reversed) To record reserve transfer	09/30/2024		112,283.25	0.00	
10011 Morgan Stanley Operating Cash x4011			0.00	240,149.26	0.00	240,149.26
010 Operating			0.00	240,149.26	0.00	240,149.26
JE	9313913 Per Financial Analysis	09/20/2024		240,000.00	0.00	
JE	9351054 Interest Sept 2024	09/30/2024		149.26	0.00	
10095 Cash in Transit			0.00	300,000.00	0.00	300,000.00
010 Operating			0.00	150,000.00	0.00	150,000.00

General Ledger Activity

ACCI - Anthem Community Council, Inc.

For: 09/01/2024 - 09/30/2024
Executed On : 10/22/2024 10:52 AM



Account/Journal	Description	Date	Beginning Balance	Debit	Credit	Ending Balance
JE	9309013 Start-Up Funds Operating	09/22/2024		150,000.00	0.00	
011 Reserve			0.00	150,000.00	0.00	150,000.00
JE	9309016 Start-Up Funds Reserve	09/22/2024		150,000.00	0.00	
11516 Enterprise Bank - MM x2045			232,692.83	957,468.61	941,731.85	248,429.59
011 Reserve			232,692.83	957,468.61	941,731.85	248,429.59
JE	9313914 Per Financial Analysis	09/19/2024		699,673.37	0.00	
JE	9313916 Per Financial Analysis	09/24/2024		0.00	685,272.66	
JE	9321282 Per Financial Analysis	09/25/2024		256,459.19	0.00	
JE	9321283 Per Financial Analysis	09/26/2024		0.00	256,459.19	
JBR	9330239 Interest Sept 2024	09/30/2024		1,336.05	0.00	
11517 Metropolitan Bank - MM x6794			1,185,639.99	942,081.11	1,728,705.99	399,015.11
011 Reserve			1,185,639.99	942,081.11	1,728,705.99	399,015.11
JER	9309027 To record reserve transfer	09/01/2024		112,283.25	0.00	
JE	9313914 Per Financial Analysis	09/19/2024		0.00	699,673.37	
JE	9309012 April 2024-September Reserve Transfers	09/22/2024		673,699.50	0.00	
JE	9309016 Start-Up Funds Reserve	09/22/2024		0.00	150,000.00	
JE	9309034 Reverse April 2024-September Reserve Transfers	09/22/2024		0.00	673,699.96	
ACK	9309506 32 Anthem Country Club Community Association Inc: Country Club refund - SNWA Rebate	09/23/2024		0.00	90,000.00	
AVC	9317472 antcoun2 Anthem Country Club Community Association Inc Reserve Startup Funds	09/27/2024		150,000.00	0.00	
JBR	9326113 Interest Sept 2024	09/30/2024		3,048.49	0.00	
JBR	9326114 Interest Sept 2024	09/30/2024		0.46	0.00	

General Ledger Activity

ACCI - Anthem Community Council, Inc.

For: 09/01/2024 - 09/30/2024

Executed On : 10/22/2024 10:52 AM



Account/Journal	Description	Date	Beginning Balance	Debit	Credit	Ending Balance
JE	9326357 (Reversed) Interest Sept 2024	09/30/2024		0.00	0.46	
JE	9326357 (Reversed) Interest Sept 2024	09/30/2024		3,048.49	0.00	
JE	9326359 (Reversed) To record reserve transfer	09/30/2024		0.00	112,283.25	
JE	9326362 To correct reserve transfer JEs	09/30/2024		0.46	0.00	
JE	9326371 (Reversed) Interest Sept 2024	09/30/2024		0.00	3,048.49	
JE	9326371 (Reversed) Interest Sept 2024	09/30/2024		0.46	0.00	
JE	9326377 To reverse initial book adj for Sept 2024 interest	09/30/2024		0.00	0.46	
11518 Pacific Western Bank - MM x0315			251,113.53	143.79	251,113.53	143.79
011 Reserve			251,113.53	143.79	251,113.53	143.79
JE	9313917 Per Financial Analysis	09/20/2024		0.00	251,113.53	
JBR	9346787 Interest Sept 2024	09/30/2024		143.79	0.00	
11519 Axos Bank - MM x4826			256,459.19	517.20	256,459.19	517.20
011 Reserve			256,459.19	517.20	256,459.19	517.20
JE	9321282 Per Financial Analysis	09/25/2024		0.00	256,459.19	
JBR	9326126 Interest Sept 2024	09/30/2024		517.20	0.00	
11521 Morgan Stanley Cash x7984			0.00	1,193,245.11	1,190,000.00	3,245.11
011 Reserve			0.00	1,193,245.11	1,190,000.00	3,245.11
JE	9313917 Per Financial Analysis	09/20/2024		251,113.53	0.00	
JE	9313916 Per Financial Analysis	09/24/2024		685,272.66	0.00	
JE	9321283 Per Financial Analysis	09/26/2024		256,459.19	0.00	
JE	9351062 Interest Sept 2024	09/30/2024		399.73	0.00	
JE	9351063 Purchase of Morgan Stanley CDs	09/30/2024		0.00	1,190,000.00	
11525 Morgan Stanley Investment x0-388			0.00	1,190,000.00	0.00	1,190,000.00

General Ledger Activity

ACCI - Anthem Community Council, Inc.

For: 09/01/2024 - 09/30/2024
Executed On : 10/22/2024 10:52 AM



Account/Journal	Description	Date	Beginning Balance	Debit	Credit	Ending Balance
011 Reserve			0.00	1,190,000.00	0.00	1,190,000.00
JE	9351063 Purchase of Morgan Stanley CDs	09/30/2024		1,190,000.00	0.00	
12000 Assessments			56,342.08	0.00	50,381.65	5,960.43
010 Operating			56,342.08	0.00	50,381.65	5,960.43
RCP	9298478 Receipt Processing	09/12/2024		0.00	50,381.65	
12060 Miscellaneous			6,575.19	0.00	40.99	6,534.20
010 Operating			6,575.19	0.00	40.99	6,534.20
RCP	9282852 Lockbox	09/05/2024		0.00	40.99	
12305 Inventory			28,455.00			28,455.00
010 Operating			28,455.00			28,455.00
12310 AR Other			3,288.38			3,288.38
010 Operating			3,288.38			3,288.38
12900 Due(To)/From Reserves			0.00	374,566.50	374,566.50	0.00
010 Operating			(225,132.36)	262,283.25	112,283.25	(75,132.36)
JER	9309024 Monthly Reserve Transfer Accrual	09/01/2024		0.00	112,283.25	
JE	9352353 Reverse Monthly Reserve Transfer Accrual	09/01/2024		112,283.25	0.00	
JE	9352351 Reserve Start-Up Paid From Operating	09/30/2024		150,000.00	0.00	
011 Reserve			225,132.36	112,283.25	262,283.25	75,132.36
JER	9309024 Monthly Reserve Transfer Accrual	09/01/2024		112,283.25	0.00	
JE	9352353 Reverse Monthly Reserve Transfer Accrual	09/01/2024		0.00	112,283.25	
JE	9352351 Reserve Start-Up Paid From Operating	09/30/2024		0.00	150,000.00	
13100 Prepaid Insurance			8,557.80	250.00	1,240.44	7,567.36

General Ledger Activity

ACCI - Anthem Community Council, Inc.

For: 09/01/2024 - 09/30/2024
Executed On : 10/22/2024 10:52 AM



Account/Journal	Description	Date	Beginning Balance	Debit	Credit	Ending Balance
010 Operating			8,557.80	250.00	1,240.44	7,567.36
JER	9309025	Monthly Insurance expense	09/01/2024	0.00	1,240.40	
JE	9352354	PPD Insurance End of Policy	09/30/2024	0.00	0.04	
AVC	9352358	laboksn LaBarre Oksnee Ins Agency LLC ANTHCOM01-Cyber Security + Fees 2024-2025	09/30/2024	250.00	0.00	
20000 Homeowner Prepayments			(3,173.80)			(3,173.80)
010 Operating			(3,173.80)			(3,173.80)
22000 Accounts Payable			0.00	341,828.68	341,828.68	0.00
010 Operating			0.00	341,828.68	341,828.68	0.00
ACK	9292548	3866 City of Henderson Utility Services: 07/26-08/26/2024 430662674	09/10/2024	3,686.69	0.00	
AVC	9292549	henutil City of Henderson Utility Services 07/26-08/26/2024 430662674	09/10/2024	0.00	3,686.69	
ACK	9292550	3867 City of Henderson Utility Services: 07/30-08/27/2024 430662768	09/10/2024	459.29	0.00	
AVC	9292551	henutil City of Henderson Utility Services 07/30-08/27/2024 430662768	09/10/2024	0.00	459.29	
ACK	9292552	3868 City of Henderson Utility Services: 07/30-08/27/2024 430662770	09/10/2024	90.02	0.00	
AVC	9292553	henutil City of Henderson Utility Services 07/30-08/27/2024 430662770	09/10/2024	0.00	90.02	
ACK	9292554	3869 City of Henderson Utility Services: 07/30-08/27/2024 430662772	09/10/2024	2,089.75	0.00	
AVC	9292555	henutil City of Henderson Utility Services 07/30-08/27/2024 430662772	09/10/2024	0.00	2,089.75	
ACK	9292556	3870 City of Henderson Utility Services: 07/30-08/27/2024 430662776	09/10/2024	451.48	0.00	
AVC	9292557	henutil City of Henderson Utility Services 07/30-08/27/2024 430662776	09/10/2024	0.00	451.48	

General Ledger Activity

ACCI - Anthem Community Council, Inc.

For: 09/01/2024 - 09/30/2024

Executed On : 10/22/2024 10:52 AM



Account/Journal		Description	Date	Beginning Balance	Debit	Credit	Ending Balance
ACK	9292558	3871 City of Henderson Utility Services: 07/26-08/26/2024 430662778	09/10/2024		3,252.19	0.00	
AVC	9292559	henutil City of Henderson Utility Services 07/26-08/26/2024 430662778	09/10/2024		0.00	3,252.19	
ACK	9292560	3872 City of Henderson Utility Services: 07/26-08/26/2024 430662782	09/10/2024		274.25	0.00	
AVC	9292561	henutil City of Henderson Utility Services 07/26-08/26/2024 430662782	09/10/2024		0.00	274.25	
ACK	9292562	3873 City of Henderson Utility Services: 07/26-08/26/2024 430662784	09/10/2024		4,282.75	0.00	
AVC	9292563	henutil City of Henderson Utility Services 07/26-08/26/2024 430662784	09/10/2024		0.00	4,282.75	
ACK	9292564	3874 City of Henderson Utility Services: 07/26-08/26/2024 430662804	09/10/2024		272.29	0.00	
AVC	9292565	henutil City of Henderson Utility Services 07/26-08/26/2024 430662804	09/10/2024		0.00	272.29	
ACK	9292566	3875 City of Henderson Utility Services: 07/26-08/26/2024 430662808	09/10/2024		4,289.42	0.00	
AVC	9292567	henutil City of Henderson Utility Services 07/26-08/26/2024 430662808	09/10/2024		0.00	4,289.42	
ACK	9292568	3876 City of Henderson Utility Services: 07/30-08/27/2024 430662816	09/10/2024		1,273.08	0.00	
AVC	9292569	henutil City of Henderson Utility Services 07/30-08/27/2024 430662816	09/10/2024		0.00	1,273.08	
ACK	9292570	3877 City of Henderson Utility Services: 07/30-08/27/2024 430662818	09/10/2024		1,327.69	0.00	
AVC	9292571	henutil City of Henderson Utility Services 07/30-08/27/2024 430662818	09/10/2024		0.00	1,327.69	
ACK	9292572	3878 City of Henderson Utility Services: 07/30-08/27/2024 430662820	09/10/2024		551.45	0.00	
AVC	9292573	henutil City of Henderson Utility Services 07/30-08/27/2024 430662820	09/10/2024		0.00	551.45	
ACK	9292574	3879 City of Henderson Utility Services: 07/30-08/27/2024 430662824	09/10/2024		400.01	0.00	

General Ledger Activity

ACCI - Anthem Community Council, Inc.

For: 09/01/2024 - 09/30/2024

Executed On : 10/22/2024 10:52 AM



Account/Journal		Description	Date	Beginning Balance	Debit	Credit	Ending Balance
AVC	9292575	henutil City of Henderson Utility Services 07/30-08/27/2024 430662824	09/10/2024		0.00	400.01	
ACK	9292576	3880 City of Henderson Utility Services: 07/30-08/27/2024 430662826	09/10/2024		826.39	0.00	
AVC	9292577	henutil City of Henderson Utility Services 07/30-08/27/2024 430662826	09/10/2024		0.00	826.39	
ACK	9292578	3881 City of Henderson Utility Services: 07/30-08/27/2024 430662828	09/10/2024		1,033.84	0.00	
AVC	9292579	henutil City of Henderson Utility Services 07/30-08/27/2024 430662828	09/10/2024		0.00	1,033.84	
ACK	9292580	3882 City of Henderson Utility Services: 07/30-08/27/2024 430662830	09/10/2024		716.11	0.00	
AVC	9292581	henutil City of Henderson Utility Services 07/30-08/27/2024 430662830	09/10/2024		0.00	716.11	
ACK	9292582	3883 City of Henderson Utility Services: 07/30-08/27/2024 430662832	09/10/2024		642.74	0.00	
AVC	9292583	henutil City of Henderson Utility Services 07/30-08/27/2024 430662832	09/10/2024		0.00	642.74	
ACK	9292584	3884 City of Henderson Utility Services: 07/30-08/27/2024 430662834	09/10/2024		1,709.54	0.00	
AVC	9292585	henutil City of Henderson Utility Services 07/30-08/27/2024 430662834	09/10/2024		0.00	1,709.54	
ACK	9292586	3885 City of Henderson Utility Services: 07/30-08/27/2024 430662836	09/10/2024		1,351.04	0.00	
AVC	9292587	henutil City of Henderson Utility Services 07/30-08/27/2024 430662836	09/10/2024		0.00	1,351.04	
ACK	9292588	3886 City of Henderson Utility Services: 07/30-08/27/2024 430662838	09/10/2024		600.45	0.00	
AVC	9292589	henutil City of Henderson Utility Services 07/30-08/27/2024 430662838	09/10/2024		0.00	600.45	
ACK	9296809	3887 City of Henderson Utility Services: 07/26-08/26/2024 430662774	09/12/2024		2,722.83	0.00	
AVC	9296810	henutil City of Henderson Utility Services 07/26-08/26/2024 430662774	09/12/2024		0.00	2,722.83	

General Ledger Activity

ACCI - Anthem Community Council, Inc.

For: 09/01/2024 - 09/30/2024
Executed On : 10/22/2024 10:52 AM



Account/Journal	Description	Date	Beginning Balance	Debit	Credit	Ending Balance
ACK	9298960 3888 City of Henderson Utility Services: 07/30-08/27/2024 430662822	09/13/2024		288.00	0.00	
AVC	9298961 henutil City of Henderson Utility Services 07/30-08/27/2024 430662822	09/13/2024		0.00	288.00	
AVC	9305192 antcoun2 Anthem Country Club Community Association Inc Country Club refund - SNWA Rebate	09/18/2024		0.00	90,000.00	
AVC	9308262 clepool Clearview Pools Inc September 2024	09/20/2024		0.00	3,200.00	
ACK	9308339 3889 NV Energy: 08/05-09/04/2024 1880869	09/20/2024		26.78	0.00	
AVC	9308340 nevpowe NV Energy 08/05-09/04/2024 1880869	09/20/2024		0.00	26.78	
AVC	9308393 rmi FirstService Residential NV LLC September 2024 Management Fees	09/20/2024		0.00	4,059.00	
AVC	9308432 xlland XL Landscape Development LLC Landscape Maintenance Contract - September 2024	09/20/2024		0.00	36,120.00	
AVC	9308433 xlland XL Landscape Development LLC Large Desert Brush Clean-Up - 08/30/2024	09/20/2024		0.00	9,700.00	
AVC	9308434 xlland XL Landscape Development LLC irrigation Repairs - Sun City Anthem Pkwy	09/20/2024		0.00	138.10	
ACK	9308455 3890 LaBarre Oksnee Ins Agency LLC: Cyber Security + Fees 2024-2025	09/20/2024		250.00	0.00	
AVC	9308456 laboksn LaBarre Oksnee Ins Agency LLC Cyber Security + Fees 2024-2025	09/20/2024		0.00	250.00	
ACK	9309506 32 Anthem Country Club Community Association Inc: Country Club refund - SNWA Rebate	09/23/2024		90,000.00	0.00	
ACK	9309905 3891 FirstService Residential NV LLC: September 2024 Management Fees	09/23/2024		4,059.00	0.00	
ACK	9309906 3892 Clearview Pools Inc: September 2024	09/23/2024		3,200.00	0.00	

General Ledger Activity

ACCI - Anthem Community Council, Inc.

For: 09/01/2024 - 09/30/2024
Executed On : 10/22/2024 10:52 AM



Account/Journal	Description	Date	Beginning Balance	Debit	Credit	Ending Balance
ACK	9309907 3893 XL Landscape Development LLC: Landscape Maintenance Contract - September 2024	09/23/2024		36,120.00	0.00	
ACK	9309907 3893 XL Landscape Development LLC: Large Desert Brush Clean-Up - 08/30/2024	09/23/2024		9,700.00	0.00	
ACK	9309907 3893 XL Landscape Development LLC: irrigation Repairs - Sun City Anthem Pkwy	09/23/2024		138.10	0.00	
ACK	9312046 3894 NV Energy: 08/05-09/04/2024 1895033	09/24/2024		3,156.50	0.00	
AVC	9312047 nevpowe NV Energy 08/05-09/04/2024 1895033	09/24/2024		0.00	3,156.50	
AVC	9317472 antcoun2 Anthem Country Club Community Association Inc Reserve Startup Funds	09/27/2024		0.00	150,000.00	
AVC	9317512 hillein Hilburn and Lein CPAs Preparation of 2023 Audit and Taxes	09/27/2024		0.00	2,175.00	
AVC	9317525 leajohn LKG LTD Review 2023 Audit information & Correspondence with Attorney Mr. Reed.	09/27/2024		0.00	337.50	
AVC	9317526 leajohn LKG LTD Review Correspondence with Adam Clarkson -	09/27/2024		0.00	124.50	
ACK	9318047 3895 Anthem Country Club Community Association Inc: Reserve Startup Funds	09/27/2024		150,000.00	0.00	
ACK	9318048 3896 LKG LTD: Review 2023 Audit information & Correspondence with Attorney Mr. Reed.	09/27/2024		337.50	0.00	
ACK	9318048 3896 LKG LTD: Review Correspondence with Adam Clarkson -	09/27/2024		124.50	0.00	
ACK	9318049 3897 Hilburn and Lein CPAs: Preparation of 2023 Audit and Taxes	09/27/2024		2,175.00	0.00	
AVC	9352357 xlland XL Landscape Development LLC Large Desert Brush Clean-Up - 08/30/2024	09/30/2024		9,700.00	0.00	

General Ledger Activity

ACCI - Anthem Community Council, Inc.

For: 09/01/2024 - 09/30/2024
Executed On : 10/22/2024 10:52 AM



Account/Journal	Description	Date	Beginning Balance	Debit	Credit	Ending Balance
AVC	9352357 xlland XL Landscape Development LLC Large Desert Brush Clean-Up - 08/30/2024	09/30/2024		0.00	9,700.00	
AVC	9352358 laboksn LaBarre Oksnee Ins Agency LLC ANTHCOM01-Cyber Security + Fees 2024-2025	09/30/2024		250.00	0.00	
AVC	9352358 laboksn LaBarre Oksnee Ins Agency LLC ANTHCOM01-Cyber Security + Fees 2024-2025	09/30/2024		0.00	250.00	
22100 Accrued Expense Payable			(40,580.10)	40,580.10	38,832.19	(38,832.19)
010 Operating			(40,580.10)	40,580.10	38,832.19	(38,832.19)
REJ	9300592 (Reversed) Accrued AP August 2024	09/01/2024		40,580.10	0.00	
REV	9352359 Accrued AP Sept 2024	09/30/2024		0.00	38,832.19	
22150 AP - Insurance Claim			(2,640.00)			(2,640.00)
010 Operating			(2,640.00)			(2,640.00)
26000 Deferred Income - Assessment			(207,304.24)	207,308.25	4.01	0.00
010 Operating			(207,304.24)	207,308.25	4.01	0.00
JER	9309026 Monthly Assessment Income	09/01/2024		207,308.25	0.00	
JE	9309035 Adjust Monthly Assessment Income	09/01/2024		0.00	4.01	
29500 Contract Liability			(2,049,282.17)	898,266.46	898,266.46	(2,049,282.17)
011 Reserve			(2,049,282.17)	898,266.46	898,266.46	(2,049,282.17)
JER	9309024 Monthly Reserve Transfer Accrual	09/01/2024		0.00	112,283.25	
JER	9309027 To record reserve transfer	09/01/2024		0.00	112,283.25	
JE	9352353 Reverse Monthly Reserve Transfer Accrual	09/01/2024		112,283.25	0.00	
JE	9309012 April 2024-September Reserve Transfers	09/22/2024		0.00	673,699.50	

General Ledger Activity

ACCI - Anthem Community Council, Inc.

For: 09/01/2024 - 09/30/2024

Executed On : 10/22/2024 10:52 AM



Account/Journal	Description	Date	Beginning Balance	Debit	Credit	Ending Balance
JE	9309034 Reverse April 2024-September Reserve Transfers	09/22/2024		673,699.96	0.00	
JE	9326359 (Reversed) To record reserve transfer	09/30/2024		112,283.25	0.00	
JE	9326362 To correct reserve transfer JEs	09/30/2024		0.00	0.46	
39500 Members' Equity			84,951.02			84,951.02
010 Operating			84,951.02			84,951.02
40005 Assessments			(1,658,415.90)	4.01	207,308.25	(1,865,720.14)
010 Operating			(1,658,415.90)	4.01	207,308.25	(1,865,720.14)
JER	9309026 Monthly Assessment Income	09/01/2024		0.00	207,308.25	
JE	9309035 Adjust Monthly Assessment Income	09/01/2024		4.01	0.00	
45156 Late Fees			(12,601.25)			(12,601.25)
010 Operating			(12,601.25)			(12,601.25)
45645 Int - Financial			(40,422.04)	3,049.41	8,643.93	(46,016.56)
010 Operating			0.00	0.00	149.26	(149.26)
JE	9351054 Interest Sept 2024	09/30/2024		0.00	149.26	
011 Reserve			(40,422.04)	3,049.41	8,494.67	(45,867.30)
JBR	9326113 Interest Sept 2024	09/30/2024		0.00	3,048.49	
JBR	9326114 Interest Sept 2024	09/30/2024		0.00	0.46	
JBR	9326126 Interest Sept 2024	09/30/2024		0.00	517.20	
JE	9326357 (Reversed) Interest Sept 2024	09/30/2024		0.46	0.00	
JE	9326357 (Reversed) Interest Sept 2024	09/30/2024		0.00	3,048.49	
JE	9326371 (Reversed) Interest Sept 2024	09/30/2024		3,048.49	0.00	
JE	9326371 (Reversed) Interest Sept 2024	09/30/2024		0.00	0.46	

General Ledger Activity

ACCI - Anthem Community Council, Inc.

For: 09/01/2024 - 09/30/2024
Executed On : 10/22/2024 10:52 AM



Account/Journal	Description	Date	Beginning Balance	Debit	Credit	Ending Balance
JE	9326377 To reverse initial book adj for Sept 2024 interest	09/30/2024		0.46	0.00	
JBR	9330239 Interest Sept 2024	09/30/2024		0.00	1,336.05	
JBR	9346787 Interest Sept 2024	09/30/2024		0.00	143.79	
JE	9351062 Interest Sept 2024	09/30/2024		0.00	399.73	
46700 Other Revenue			(82,615.50)			(82,615.50)
010 Operating			(82,615.50)			(82,615.50)
60005 SWB - Administrative			390.80			390.80
010 Operating			390.80			390.80
70005 LS - Contract			284,946.00	36,120.00	0.00	321,066.00
010 Operating			284,946.00	36,120.00	0.00	321,066.00
AVC	9308432 xlland XL Landscape Development LLC Landscape Maintenance Contract - September 2024	09/20/2024		36,120.00	0.00	
70009 LS - On Site Management			0.00	9,700.00	9,700.00	0.00
010 Operating account			0.00	9,700.00	9,700.00	0.00
AVC	9308433 xlland XL Landscape Development LLC Large Desert Brush Clean-Up - 08/30/2024	09/20/2024		9,700.00	0.00	
AVC	9352357 xlland XL Landscape Development LLC Large Desert Brush Clean-Up - 08/30/2024	09/30/2024		0.00	9,700.00	
70025 LS - Repairs & Maintenance			1,040.00	9,700.00	0.00	10,740.00
010 Operating			1,040.00	9,700.00	0.00	10,740.00
AVC	9352357 xlland XL Landscape Development LLC Large Desert Brush Clean-Up - 08/30/2024	09/30/2024		9,700.00	0.00	
71065 LS - Tree Maintenance & Trimming			64,200.00			64,200.00

General Ledger Activity

ACCI - Anthem Community Council, Inc.

For: 09/01/2024 - 09/30/2024
Executed On : 10/22/2024 10:52 AM



Account/Journal	Description	Date	Beginning Balance	Debit	Credit	Ending Balance
010 Operating			29,200.00			29,200.00
011 Reserve			35,000.00			35,000.00
71220 Irrigation - Timers/Controllers			2,629.77	138.10	0.00	2,767.87
010 Operating			2,629.77	138.10	0.00	2,767.87
AVC	9308434	xlland XL Landscape Development LLC irrigation Repairs - Sun City Anthem Pkw	09/20/2024	138.10	0.00	
71225 LS - Irrigation			16,816.59			16,816.59
010 Operating			16,816.59			16,816.59
71410 LS - Turf Removal			(135,000.00)	90,000.00	0.00	(45,000.00)
011 Reserves			(135,000.00)	90,000.00	0.00	(45,000.00)
AVC	9305192	antcoun2 Anthem Country Club Community Association Inc Country Club refund - SNWA Rebate	09/18/2024	90,000.00	0.00	
72000 R/M - Repairs & Maintenance			3,242.19			3,242.19
010 Operating			3,242.19			3,242.19
72100 Lighting Maintenance			2,080.00			2,080.00
010 Operating			2,080.00			2,080.00
72105 Lighting Service - Street Lights			38,666.31			38,666.31
011 Reserve			38,666.31			38,666.31
72110 Lighting Repair & Supplies			6,231.00			6,231.00
010 Operating			6,231.00			6,231.00
72260 R/M - Fountain/Pond/Lake			1,519.50			1,519.50
010 Operating			1,519.50			1,519.50
72275 Water Feature Service and Cleaning			25,600.00	3,200.00	0.00	28,800.00

General Ledger Activity

ACCI - Anthem Community Council, Inc.

For: 09/01/2024 - 09/30/2024
Executed On : 10/22/2024 10:52 AM



Account/Journal	Description	Date	Beginning Balance	Debit	Credit	Ending Balance
010 Operating			25,600.00	3,200.00	0.00	28,800.00
AVC	9308262 clepool Clearview Pools Inc September 2024	09/20/2024		3,200.00	0.00	
74005 Electricity - Common Area			31,483.94	5,853.13	2,822.75	34,514.32
010 Operating			31,483.94	5,853.13	2,822.75	34,514.32
REJ	9300592 (Reversed) Accrued AP August 2024	09/01/2024		0.00	2,822.75	
AVC	9308340 nevpowe NV Energy 08/05-09/04/2024 1880869	09/20/2024		26.78	0.00	
AVC	9312047 nevpowe NV Energy 08/05-09/04/2024 1895033	09/24/2024		3,156.50	0.00	
REV	9352359 Accrued AP Sept 2024	09/30/2024		2,669.85	0.00	
74065 Water			175,229.09	68,753.64	37,757.35	206,225.38
010 Operating			175,229.09	68,753.64	37,757.35	206,225.38
REJ	9300592 (Reversed) Accrued AP August 2024	09/01/2024		0.00	37,757.35	
AVC	9292549 henutil City of Henderson Utility Services 07/26-08/26/2024 430662674	09/10/2024		3,686.69	0.00	
AVC	9292551 henutil City of Henderson Utility Services 07/30-08/27/2024 430662768	09/10/2024		459.29	0.00	
AVC	9292553 henutil City of Henderson Utility Services 07/30-08/27/2024 430662770	09/10/2024		90.02	0.00	
AVC	9292555 henutil City of Henderson Utility Services 07/30-08/27/2024 430662772	09/10/2024		2,089.75	0.00	
AVC	9292557 henutil City of Henderson Utility Services 07/30-08/27/2024 430662776	09/10/2024		451.48	0.00	
AVC	9292559 henutil City of Henderson Utility Services 07/26-08/26/2024 430662778	09/10/2024		3,252.19	0.00	
AVC	9292561 henutil City of Henderson Utility Services 07/26-08/26/2024 430662782	09/10/2024		274.25	0.00	
AVC	9292563 henutil City of Henderson Utility Services 07/26-08/26/2024 430662784	09/10/2024		4,282.75	0.00	

General Ledger Activity

ACCI - Anthem Community Council, Inc.

For: 09/01/2024 - 09/30/2024

Executed On : 10/22/2024 10:52 AM



Account/Journal		Description	Date	Beginning Balance	Debit	Credit	Ending Balance
AVC	9292565	henutil City of Henderson Utility Services 07/26-08/26/2024 430662804	09/10/2024		272.29	0.00	
AVC	9292567	henutil City of Henderson Utility Services 07/26-08/26/2024 430662808	09/10/2024		4,289.42	0.00	
AVC	9292569	henutil City of Henderson Utility Services 07/30-08/27/2024 430662816	09/10/2024		1,273.08	0.00	
AVC	9292571	henutil City of Henderson Utility Services 07/30-08/27/2024 430662818	09/10/2024		1,327.69	0.00	
AVC	9292573	henutil City of Henderson Utility Services 07/30-08/27/2024 430662820	09/10/2024		551.45	0.00	
AVC	9292575	henutil City of Henderson Utility Services 07/30-08/27/2024 430662824	09/10/2024		400.01	0.00	
AVC	9292577	henutil City of Henderson Utility Services 07/30-08/27/2024 430662826	09/10/2024		826.39	0.00	
AVC	9292579	henutil City of Henderson Utility Services 07/30-08/27/2024 430662828	09/10/2024		1,033.84	0.00	
AVC	9292581	henutil City of Henderson Utility Services 07/30-08/27/2024 430662830	09/10/2024		716.11	0.00	
AVC	9292583	henutil City of Henderson Utility Services 07/30-08/27/2024 430662832	09/10/2024		642.74	0.00	
AVC	9292585	henutil City of Henderson Utility Services 07/30-08/27/2024 430662834	09/10/2024		1,709.54	0.00	
AVC	9292587	henutil City of Henderson Utility Services 07/30-08/27/2024 430662836	09/10/2024		1,351.04	0.00	
AVC	9292589	henutil City of Henderson Utility Services 07/30-08/27/2024 430662838	09/10/2024		600.45	0.00	
AVC	9296810	henutil City of Henderson Utility Services 07/26-08/26/2024 430662774	09/12/2024		2,722.83	0.00	
AVC	9298961	henutil City of Henderson Utility Services 07/30-08/27/2024 430662822	09/13/2024		288.00	0.00	
REV	9352359	Accrued AP Sept 2024	09/30/2024		36,162.34	0.00	

General Ledger Activity

ACCI - Anthem Community Council, Inc.

For: 09/01/2024 - 09/30/2024
Executed On : 10/22/2024 10:52 AM



Account/Journal	Description	Date	Beginning Balance	Debit	Credit	Ending Balance
77015 Fees & Permits			173.42			173.42
010 Operating			173.42			173.42
77200 Management Fees			32,472.00	4,059.00	0.00	36,531.00
010 Operating			32,472.00	4,059.00	0.00	36,531.00
AVC	9308393 rmi FirstService Residential NV LLC September 2024 Management Fees	09/20/2024		4,059.00	0.00	
77750 Audit & Tax Service			9,300.00	2,175.00	0.00	11,475.00
010 Operating			9,300.00	2,175.00	0.00	11,475.00
AVC	9317512 hillein Hilburn and Lein CPAs Preparation of 2023 Audit and Taxes	09/27/2024		2,175.00	0.00	
77760 Legal Fees			637.50	462.00	0.00	1,099.50
010 Operating			637.50	462.00	0.00	1,099.50
AVC	9317525 leajohn LKG LTD Review 2023 Audit information & Correspondence with Attorney Mr. Reed.	09/27/2024		337.50	0.00	
AVC	9317526 leajohn LKG LTD Review Correspondence with Adam Clarkson -	09/27/2024		124.50	0.00	
78045 Taxes - Federal Income			9,300.00			9,300.00
010 Operating			9,300.00			9,300.00
78105 Ins - Liability & Property			6,240.37	1,296.13	250.00	7,286.50
010 Operating			6,240.37	1,296.13	250.00	7,286.50
JER	9309025 Monthly Insurance expense	09/01/2024		1,046.13	0.00	
AVC	9308456 laboksn LaBarre Oksnee Ins Agency LLC Cyber Security + Fees 2024-2025	09/20/2024		250.00	0.00	
AVC	9352358 laboksn LaBarre Oksnee Ins Agency LLC ANTHCOM01-Cyber Security + Fees 2024-2025	09/30/2024		0.00	250.00	

General Ledger Activity

ACCI - Anthem Community Council, Inc.

For: 09/01/2024 - 09/30/2024
Executed On : 10/22/2024 10:52 AM



Account/Journal	Description	Date	Beginning Balance	Debit	Credit	Ending Balance
78130 Ins - Fire, Casualty and Crime			404.50			404.50
010 Operating			404.50			404.50
78190 Ins - Directors & Officers			284.78			284.78
010 Operating			284.78			284.78
78225 Ins - Umbrella			1,101.06	132.19	0.00	1,233.25
010 Operating			1,101.06	132.19	0.00	1,233.25
JER	9309025 Monthly Insurance expense	09/01/2024		132.19	0.00	
78240 Ins - Workmens Comp			330.00	41.25	0.00	371.25
010 Operating			330.00	41.25	0.00	371.25
JER	9309025 Monthly Insurance expense	09/01/2024		41.25	0.00	
78251 Cyber Insurance			83.32	20.87	0.00	104.19
010 Operating			83.32	20.87	0.00	104.19
JER	9309025 Monthly Insurance expense	09/01/2024		20.83	0.00	
JE	9352354 PPD Insurance End of Policy	09/30/2024		0.04	0.00	
90000 Reserve Transfer			336,850.25	898,266.46	898,266.46	336,850.25
010 Operating			336,850.25	898,266.46	898,266.46	336,850.25
JER	9309024 Monthly Reserve Transfer Accrual	09/01/2024		112,283.25	0.00	
JER	9309027 To record reserve transfer	09/01/2024		112,283.25	0.00	
JE	9352353 Reverse Monthly Reserve Transfer Accrual	09/01/2024		0.00	112,283.25	
JE	9309012 April 2024-September Reserve Transfers	09/22/2024		673,699.96	0.00	
JE	9309034 Reverse April 2024-September Reserve Transfers	09/22/2024		0.00	673,699.96	
JE	9326359 (Reversed) To record reserve transfer	09/30/2024		0.00	112,283.25	

Anthem Community Council

Inventory - GL: 12305-010

Date	Vendor Name or Description	Debit	Credit	Balance
06/30/16	Beginning Balance - Replacement street light components	\$ 52,258.50		\$ 52,258.50
11/30/16	2015 Audit Adjusting Journal Entries	\$ 75,620.00		\$ 127,878.50
11/30/16	2015 Audit Adjusting Journal Entries		\$ 55,467.50	\$ 72,411.00
09/30/18	2017 Audit Adjusting Journal Entries	\$ 18,725.00		\$ 91,136.00
09/30/18	2017 Audit Adjusting Journal Entries		\$ 34,376.00	\$ 56,760.00
12/31/20	2019 Audit Adjusting Journal Entries		\$ 28,305.00	\$ 28,455.00

Total Inventory \$ 28,455.00

Anthem Community Council
AR - Other - GL: 12310 -010

Date	GL Acct	Vendor Name or Description	Debit	Credit	Balance
5/31/2024	26010	Equity Adjustment - Awaiting 2023 Audit	\$3,288.38		\$3,288.38

Total A/R Other \$3,288.38

Anthem Community Council
Due (To) /From Reserves - GL: 12900-010

Date	Vendor Name or Description	Debit	Credit	Balance
12/31/2023	2022 Audit Entry-2022 Audit		\$ 225,415.29	\$ (225,415.29)
7/31/2024	Book Adjustment Wrong Amount Reserve Transfer	\$ 282.93		\$ (225,132.36)
9/30/2024	Reserve Start-Up Paid From Operating	\$ 150,000.00		\$ (75,132.36)

Total Due To/From \$ (75,132.36)

Due (To) /From Reserves - GL: 12900-011

Date	Vendor Name or Description	Debit	Credit	Balance
12/31/2023	2022 Audit Entry-2022 Audit	\$ 225,415.29		\$ 225,415.29
7/31/2024	Book Adjustment Wrong Amount Reserve Transfer		\$ 282.93	\$ 225,132.36
9/30/2024	Reserve Start-Up Paid From Operating		\$ 150,000.00	\$ 75,132.36

Total Due To/From \$ 75,132.36

Anthem Community Council
Prepaid Insurance Schedule -GL: 13100-010

Vendor and Type of Insurance	Coverage Dates	Premium Cost	Prepaid	Unpaid Balance	Prior Year Expense	Jan	Feb	Mar	Apr	May	Jun	Jul	Aug	Sept	Oct	Nov	Dec	Prepaid Balance
American Family Mutual Insurance: General Liability	04/24-03/25	\$ 12,553.52	\$ 12,553.52	\$ -				\$ -	\$ 1,046.13	\$ 1,046.13	\$ 1,046.13	\$ 1,046.13	\$ 1,046.13	\$ 1,046.13				\$ 6,276.74
American Family Mutual Insurance - Umbrella	04/24-03/25	\$ 1,586.26	\$ 1,586.26	\$ -				\$ -	\$ 132.19	\$ 132.19	\$ 132.19	\$ 132.19	\$ 132.19	\$ 132.19				\$ 793.12
Labarre/Oksnee-Cyber	10/23-09/24	\$ 250.00	\$ 250.00		\$ 62.49	\$ 20.83	\$ 20.83	\$ 20.83	\$ 20.83	\$ 20.83	\$ 20.83	\$ 20.83	\$ 20.83	\$ 20.87				\$ -
	10/24-09/25	\$ 250.00	\$ 250.00															\$ 250.00
CAIS - Worker Comp	04/24-04/25	\$ 495.00	\$ 536.25	\$ (41.25)	\$ -	\$ -	\$ -	\$ 41.25	\$ 41.25	\$ 41.25	\$ 41.25	\$ 41.25	\$ 41.25	\$ 41.25				\$ 247.50
Total		\$ 14,884.78	\$ 14,926.03	\$ (41.25)	\$ 62.49	\$ 20.83	\$ 20.83	\$ 62.08	\$ 1,240.40	\$ 1,240.40	\$ 1,240.40	\$ 1,240.40	\$ 1,240.40	\$ 1,240.44	\$ -	\$ -	\$ -	\$ 7,567.36

Total Prepaid Insurance Balance \$ 7,567.36

Anthem Community Council
Accrued Accounts Payable-GL: 22100-010

Date	Acct#	Vendor Name -Description	Debit	Credit	Balance
9/30/2024	74005	NV Energy 09/5/2024 - 09/30/2024		\$ 2,669.85	\$ (2,669.85)
9/30/2024	74065	City of Henderson 08/26/2024 - 09/30/2024		\$ 36,162.34	\$ (38,832.19)

Total Accrued Accounts Payble \$ (38,832.19)

Anthem Community Council, Inc.
Insurance Claims Payable - GL: 22150-010

Description	Unit	GL Date	Date of Loss	Deductible - Expensed	Closing claim	Debit Charges	Credit Reimbursements	Claim Balance	Claim #
2022 Audit Entry							\$ 2,640.00		
						\$ -	\$ 2,640.00		
Insurance Claim Payable Totals								<u><u>\$ (2,640.00)</u></u>	

Anthem Community Council

Contract Liability - GL: 29500-011

Date	Description	Debit	Credit	Balance
01/01/24	Balance Forwarded			\$ (1,712,431.92)
01/31/24	To Adjust for Income Loss		\$ 131,589.65	\$ (1,844,021.57)
02/28/24	Reserve Transfer January & February 2024		\$ 224,567.00	\$ (2,068,588.57)
03/31/24	Reserve Transfer Accrual March		\$ 112,283.25	\$ (2,180,871.82)
03/31/24	To Record Income Loss	\$ 191,155.27		\$ (1,989,716.55)
05/31/24	Equity Adjustment		\$ 922.95	\$ (1,990,639.50)
06/30/24	Equity Adjustment		\$ 4,738.78	\$ (1,995,378.28)
07/31/24	Reclass Reserve Income		\$ 53,903.89	\$ (2,049,282.17)

Total Contract Liability \$ (2,049,282.17)