






















TK School Supply List

	Count	Item	Example	Community/Pencil Box
<input type="checkbox"/>	2	Plastic Pencil Box (8.5x2.5x5.5)		Put students name on both boxes. One box will be used for all supplies. The other will be used to store their headphones.
<input type="checkbox"/>	1	Bottle of Elmer's School Glue		Community Pile
<input type="checkbox"/>	12	Elmer's Disappearing Purple Glue Sticks		Put 2 in students pencil box. The rest will go into community pile.
<input type="checkbox"/>	2	Boxes of Crayola Washable Markers		Put name on box
<input type="checkbox"/>	2	Crayola Watercolors (8 count)		Put name on.

<input type="checkbox"/>	4	Boxes of 24 Count Crayola Crayons		Put name on one and put in pencil box.
<input type="checkbox"/>	4	Large size Pencils (We will use these at the beginning of the school year.)		Put 2 in pencil box. The rest will go into community pile.
<input type="checkbox"/>	1	Box of Pencils (We will use these second half of the school year.)		For now, this will go into community pile until we start using them.
<input type="checkbox"/>	8	Black Dry Erase Markers		2 will go into their pencil box. 4 will go into community.
<input type="checkbox"/>	1	Small Dry Erase Board (8.5 in x 11 in)		Put child's name on dry erase board.
<input type="checkbox"/>	1	Pair of 5" Safety Scissors		Scissors should have student's name on and be put into pencil box.

<input type="checkbox"/>	3	Large Pink Erasers		1 will go into pencil box. The rest will go into community pile.
<input type="checkbox"/>	1	Pair of Headphones (Please makes sure headphones are foldable. No Bluetooth.)		Put name on and put into one of the pencil boxes.
<input type="checkbox"/>	1	Standard Crib Sheet and Small Blanket		Put name at the bottom of the crib sheet on the top of it. Big enough so that we can see it.
<input type="checkbox"/>	2	Plastic Folders with Pockets		Put name on folders.
<input type="checkbox"/>	2	Hand Sanitizers (8 oz)		Community Pile.
<input type="checkbox"/>	2	Boxes of Tissue		Community Pile.
<input type="checkbox"/>	4	Paper Towels		Community Pile.

				
<input type="checkbox"/>	3	Hand Soap (No scent)		Community Pile.
<input type="checkbox"/>	6	Clorox Wipes		Community Pile.
<input type="checkbox"/>	2	Wide Rule Spiral Notebooks		Put name on both notebooks.
<input type="checkbox"/>	2	Lysol Spray	