
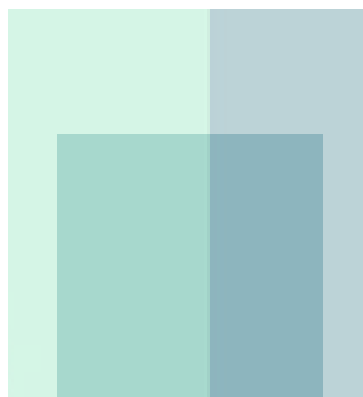




Funding *the* Diocese

Welcome to this introduction to our budgeted finances for 2026. We hope you find this information useful. It is designed to provide an overview of our Diocesan budget for 2026, with specific focus on explaining the compilation of Ministry Share.



DIOCESAN 2026 BUDGET

MINISTRY SHARE	RB GRANTS & FINANCIAL SUPPORT	OTHER GRANTS & INCOME	INVESTMENT INCOME	FUNDING FROM RESERVES		
£2,879,225	£2,939,991	£68,705	£153,908	£576,955		
	Office, Administration & Churches	£684,849				
	Inception Church Growth Fund	£680,589				
	MA Projects Church Growth Fund	£1,574,554				
TOTAL INCOME & RESERVES				£6,618,784		
TOTAL COST				£6,618,784		
£2,516,466	£242,944	£1,574,554	£638,842	£237,268	£492,256	£916,454
COST OF MINISTRY	GRANT AWARDS	GRANT AWARDS MA Projects Church Growth Fund	DBF ADMIN & COMPLIANCE	SECTOR MINISTRY & BISHOP'S OFFICERS	SUPPORT TO MINISTRY AREAS	UNCOLLECTED MINISTRY SHARE PROVISION

INCEPTION CHURCH GROWTH FUNDING TO 31 DECEMBER 2025

MISSION & MINISTRY

St Thomas Resource Church	£32,032
Ministry Share Costs – Succession Planning	£396,573
Direction Mission and Ministry	£596,307
Mission & Ministry Total	£1,024,912

MINISTRY AREA SUPPORT & ADMINISTRATION

Total	£889,638
--------------	-----------------

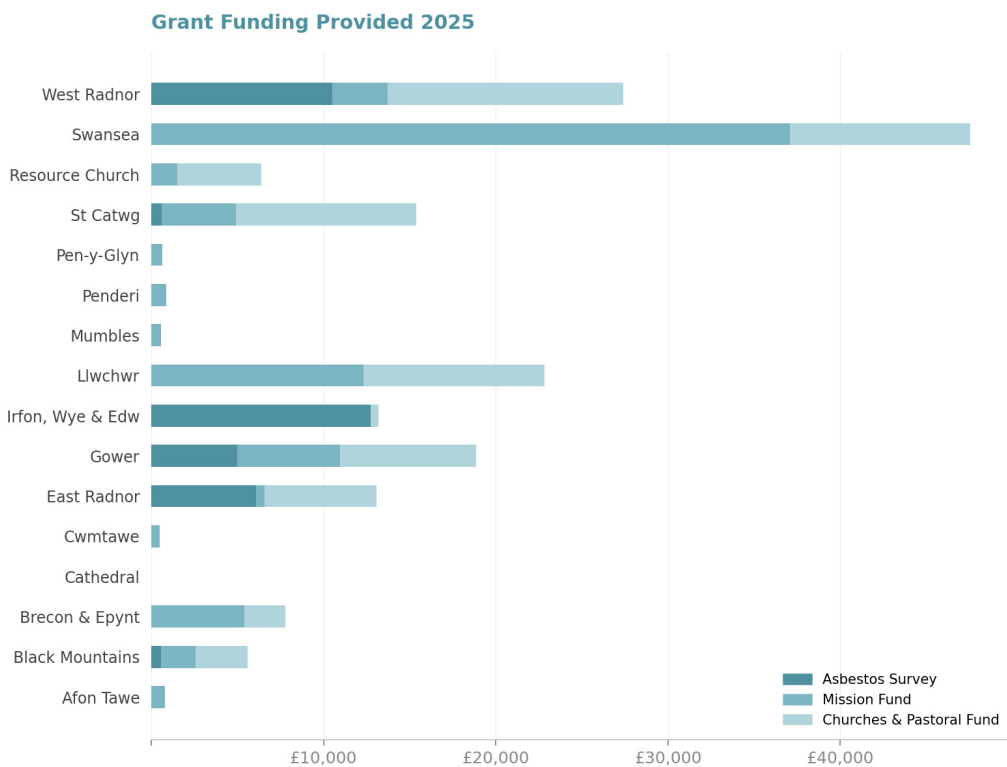
TOTAL INCEPTION CHURCH GROWTH FUNDING TO 31 DECEMBER 2025

£1,914,549

The figures on page two provide a brief overview of the Diocesan Budget for 2026. As a general principle the annual budgets are intended to be cost neutral, so that all costs are covered by income received. Ministry Share income meets the direct Costs of Ministry, with RB (Representative Body) Partnership Funding contributing to the indirect cost of ministry (e.g. Bishop's Officers, support to Ministry Areas and grants).

Direct costs of ministry are paid for by the RB and cross-charged to the diocese every quarter. In July 2021 the recharge of direct costs from the RB changed, to remove the costs of the clergy pension scheme. The value of this cost is now deducted from the annual RB Partnership Funding income. The cost of the clergy pensions has continued to be included in the Ministry Share allocation, to off-set the loss in the RB Partnership Funding.

The remainder of the indirect costs and DBF staffing is met from investment returns, restricted grants from the RB and other forms of income as shown.



Cost of Ministry excluding Clergy Pension: Includes Clergy Stipends, National Insurance, Housing, Training & Dignitary costs (e.g. Archdeacons).

Grant Funding Provided: These are DBF funds that are used to support the life of the Church. It includes grant funds for Mission Fund, Churches & Pastoral, Assistance Committee, Social Responsibility and World Mission. The following chart gives you an indication of funding provided to Ministry Areas in 2024.

DBF Admin & Compliance: Includes diocese's share of administrative & support costs recharged by the RB, Diocesan Centre staff costs; office & committee costs.

Sector Ministries & Bishop's Officers: Includes costs associated with Bishop's Officers and the various forms of ministries within the diocese, e.g. interfaith, education, evangelism, formation etc.

Support to Ministry Areas: Includes costs for Ministry Area Development and communication.

For a full breakdown of the DBF budget please talk to your Ministry Area representative of the DBF Full Board.

REPRESENTATIVE BODY OF THE CHURCH IN WALES BUDGET 2026

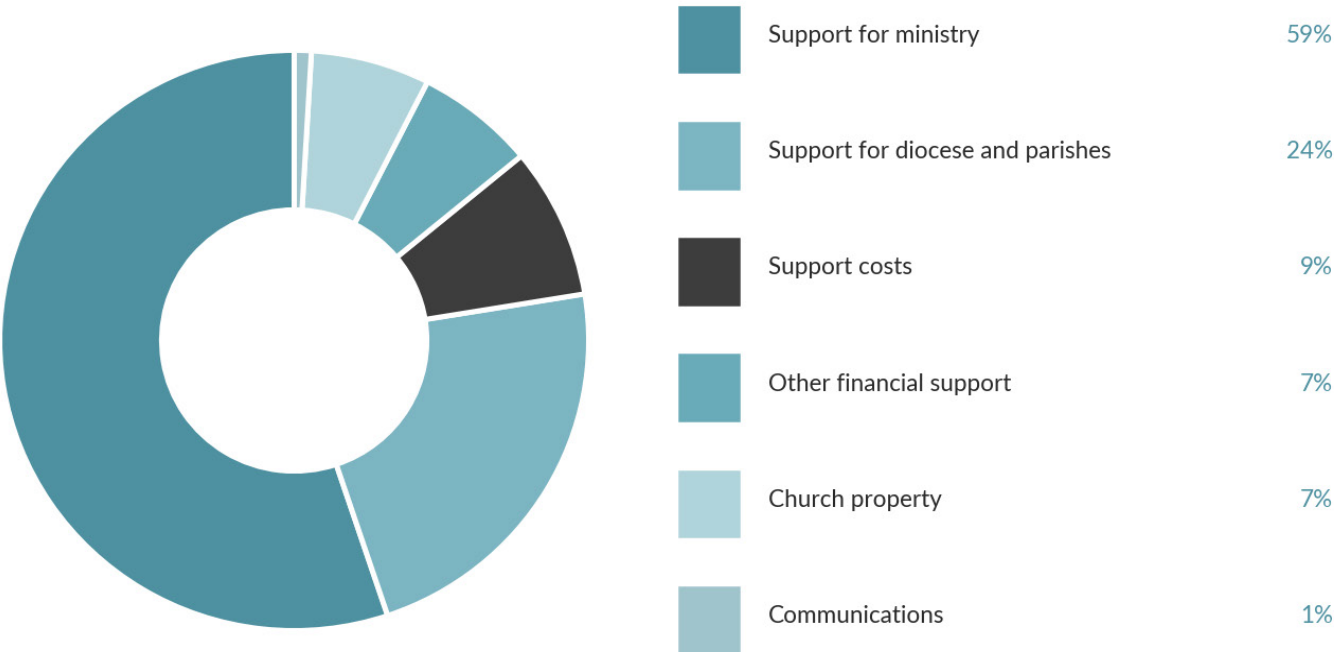
98%

of the RB's income is received from stock exchange and property investments

£29m

of the £100m committed to fund growth has been approved to date

We fund the expenditure of the RB using the total return on our investments:



Further information can be found in the RB's report and accounts:

www.churchinwales.org.uk/en/about-us/representative-body

YOUR MINISTRY SHARE AND HOW IT WORKS

Principles of apportioning Ministry Share

A 2021 review of the Ministry Share apportionment process re-affirmed the principles of apportionment as:

1. The process of apportionment should be totally transparent.
2. Apportionment is directly linked to provision of Ministry within each Ministry Area e.g. all standard stipendiary budgeted costs within a Ministry Area are apportioned to that area.
3. Cost of curates and clergy in their “first role of responsibility” are equally distributed across the diocese so that they can be placed to obtain the appropriate training and experience and host Ministry Areas are not financially burdened.
4. Apportionment figures become available in late-November of the previous year after the approval of annual budgets for the following year by the DBF Full Board and Executive Committee.
5. Every effort will be made to keep Ministry Area annual increases to no more than 5%.
6. If receipts outweigh actual costs, any excess is rebated back to Ministry Areas. (This is calculated as total share receipts for the year. Rebates are provided pro-rata according to the percentage received and is off-set against arrears in the first instance).
7. In 2026 the share calculation was adapted so that the variable costs associated with housing were consolidated to create a standard “housing cost per cleric”, regardless of the rate of rental or council tax in a particular area. This gives parity when considering the total cost of a stipendiary headcount.

Apportionment

The Ministry Share is calculated on a Ministry Area basis; variations directly relate to the numbers of Stipends (paid clergy) and properties. Your MAC Trustees can allocate share payments across the churches in the Ministry Area.

Budget Cost of Ministry 2026

The charts on the following pages show the breakdown of direct costs of ministry that are included in the compilation of Ministry Share. These costs are then assigned to Ministry Areas, either on a pro-rata basis according to stipendiary headcount, or as an equal share.

The 3-year transition adjustment applied between 2023 and 2025 ended in 2025.

Principle 5 of our share apportionment is to endeavour to restrict individual Ministry Share increases to no more than 5%.

MINISTRY SHARE BUDGET AND ALLOCATIONS 2026

SWANSEA – GOWER MINISTRY AREAS

	TOTAL	SWANSEA	ST THOMAS	PENDERI
MINISTRY COST 2026 SUMMARY				
STIPENDIARY CLERGY COSTS				
Ministry Costs 2026	2,874,491	417,991	64,464	117,196
Ministry Share Payable 2026	2,874,491	417,991	64,464	117,196
Ministry Share Payable 2025	2,885,401	283,956	31,327	118,721
Variance %	-0.38%	47.20%	105.78%	-1.28%
Stipend & Pension Costs	1,979,207	394,854	98,714	74,035
Housing Costs	488,292	95,276	11,910	17,864
Credit for Officer of First Responsibility Costs	-245,065	-122,533	0	0
Ordinand Costs – Allocated Equally	188,329	12,988	6,494	12,988
Officer of First Responsibility Costs – Equally	240,332	16,575	8,287	16,575
Credit for Clergy Roles Funded from Growth Fund	-117,093	-3,514	-72,783	-27,540
In-Post Training – Allocated Equally	6,600	1,317	329	247
Clergy Removals – Allocated Equally	33,000	2,276	1,138	2,276
Ordinand Training & Nominations – Equally	12,530	864	432	864
Interregnum & Lay Ministry – Equally	2,800	193	97	193
Dignitary Costs – Allocated Equally	285,906	19,718	9,859	19,718
Ministry Costs 2026 by Ministry Area	2,874,837	418,015	64,476	117,220
Grant & Legacy Income – Equally	-346	-24	-12	-24
Net 2026 Ministry Costs by Ministry Area	2,874,491	417,991	64,464	117,196

MINISTRY SHARE BUDGET AND ALLOCATIONS 2026

SWANSEA – GOWER MINISTRY AREAS (CONTINUED)

	CWMTAWE	AFON TAWE	LLWCHWR	GOWER
MINISTRY COST 2026 SUMMARY				
STIPENDIARY CLERGY COSTS				
Ministry Costs 2026	175,452	236,882	291,685	236,882
Ministry Share Payable 2026	175,452	236,882	291,685	236,882
Ministry Share Payable 2025	173,407	226,216	216,924	239,233
Variance %	1.18%	4.72%	34.46%	-0.98%
Stipend & Pension Costs	98,714	148,070	197,427	148,070
Housing Costs	23,819	35,729	47,638	35,729
Credit for Officer of First Responsibility Costs	0	0	0	0
Ordinand Costs – Allocated Equally	12,988	12,988	12,988	12,988
Officer of First Responsibility Costs – Equally	16,575	16,575	16,575	16,575
Credit for Clergy Roles Funded from Growth Fund	0	0	-6,628	0
In-Post Training – Allocated Equally	329	494	658	494
Clergy Removals – Allocated Equally	2,276	2,276	2,276	2,276
Ordinand Training & Nominations – Equally	864	864	864	864
Interregnum & Lay Ministry – Equally	193	193	193	193
Dignitary Costs – Allocated Equally	19,718	19,718	19,718	19,718
Ministry Costs 2026 by Ministry Area	175,475	236,906	291,709	236,906
Grant & Legacy Income – Equally	-24	-24	-24	-24
Net 2026 Ministry Costs by Ministry Area	175,452	236,882	291,685	236,882

MINISTRY SHARE BUDGET AND ALLOCATIONS 2026

MUMBLES – WEST RADNOR MINISTRY AREAS

	TOTAL	MUMBLES	BRECON CATHEDRAL	BRECON & EPYNT
MINISTRY COST 2026 SUMMARY				
STIPENDIARY CLERGY COSTS				
Ministry Costs 2026	2,874,491	236,882	38,204	98,827
Ministry Share Payable 2026	2,874,491	236,882	38,204	98,827
Ministry Share Payable 2025	2,885,401	229,316	38,980	201,614
Variance %	-0.38%	3.30%	-1.99%	-50.98%
Stipend & Pension Costs	1,979,207	148,070	0	86,374
Housing Costs	488,292	35,729	11,910	20,842
Credit for Officer of First Responsibility Costs	-245,065	0	0	-61,266
Ordinand Costs – Allocated Equally	188,329	12,988	6,494	12,988
Officer of First Responsibility Costs – Equally	240,332	16,575	8,287	16,575
Credit for Clergy Roles Funded from Growth Fund	-117,093	0	0	0
In-Post Training – Allocated Equally	6,600	494	0	288
Clergy Removals – Allocated Equally	33,000	2,276	1,138	2,276
Ordinand Training & Nominations – Equally	12,530	864	432	864
Interregnum & Lay Ministry – Equally	2,800	193	97	193
Dignitary Costs – Allocated Equally	285,906	19,718	9,859	19,718
Ministry Costs 2026 by Ministry Area	2,874,837	236,906	38,216	98,851
Grant & Legacy Income – Equally	-346	-24	-12	-24
Net 2026 Ministry Costs by Ministry Area	2,874,491	236,882	38,204	98,827

MINISTRY SHARE BUDGET AND ALLOCATIONS 2026

MUMBLES – WEST RADNOR MINISTRY AREAS (CONTINUED)

	PEN-Y-GLYN	BLACK MOUNTAINS	ST CATWG	WEST RADNOR
MINISTRY COST 2026 SUMMARY				
STIPENDIARY CLERGY COSTS				
Ministry Costs 2026	43,157	175,616	236,882	138,108
Ministry Share Payable 2026	43,157	175,616	236,882	138,108
Ministry Share Payable 2025	39,269	227,213	226,500	213,370
Variance %	9.90%	-22.71%	4.58%	-35.27%
Stipend & Pension Costs	4,936	148,070	148,070	74,035
Housing Costs	11,910	35,729	35,729	17,864
Credit for Officer of First Responsibility Costs	0	-61,266	0	0
Ordinand Costs – Allocated Equally	6,494	12,988	12,988	12,988
Officer of First Responsibility Costs – Equally	8,287	16,575	16,575	16,575
Credit for Clergy Roles Funded from Growth Fund	0	0	0	-6,628
In-Post Training – Allocated Equally	16	494	494	247
Clergy Removals – Allocated Equally	1,138	2,276	2,276	2,276
Ordinand Training & Nominations – Equally	432	864	864	864
Interregnum & Lay Ministry – Equally	97	193	193	193
Dignitary Costs – Allocated Equally	9,859	19,718	19,718	19,718
Ministry Costs 2026 by Ministry Area	43,168	175,640	236,906	138,132
Grant & Legacy Income – Equally	-12	-24	-24	-24
Net 2026 Ministry Costs by Ministry Area	43,157	175,616	236,882	138,108

MINISTRY SHARE BUDGET AND ALLOCATIONS 2026

IRFON, WYE & EDW – EAST RADNOR MINISTRY AREAS

	TOTAL	IRFON, WYE & EDW
MINISTRY COST 2026 SUMMARY		
STIPENDIARY CLERGY COSTS		
Ministry Costs 2026	2,874,491	221,525
Ministry Share Payable 2026	2,874,491	221,525
Ministry Share Payable 2025	2,885,401	246,192
Variance %	-0.38%	-10.02%
Stipend & Pension Costs	1,979,207	135,731
Housing Costs	488,292	32,751
Credit for Officer of First Responsibility Costs	-245,065	0
Ordinand Costs – Allocated Equally	188,329	12,988
Officer of First Responsibility Costs – Equally	240,332	16,575
Credit for Clergy Roles Funded from Growth Fund	-117,093	0
In-Post Training – Allocated Equally	6,600	453
Clergy Removals – Allocated Equally	33,000	2,276
Ordinand Training & Nominations – Equally	12,530	864
Interregnum & Lay Ministry – Equally	2,800	193
Dignitary Costs – Allocated Equally	285,906	19,718
Ministry Costs 2026 by Ministry Area	2,874,837	221,549
Grant & Legacy Income – Equally	-346	-24
Net 2026 Ministry Costs by Ministry Area	2,874,491	221,525

MINISTRY SHARE BUDGET AND ALLOCATIONS 2026
 IRFON, WYE & EDW – EAST RADNOR MINISTRY AREAS (CONTINUED)

EAST RADNOR	
MINISTRY COST 2026 SUMMARY	
STIPENDIARY CLERGY COSTS	
Ministry Costs 2026	144,736
Ministry Share Payable 2026	144,736
Ministry Share Payable 2025	173,163
Variance %	-16.42%
Stipend & Pension Costs	74,035
Housing Costs	17,864
Credit for Officer of First Responsibility Costs	0
Ordinand Costs – Allocated Equally	12,988
Officer of First Responsibility Costs – Equally	16,575
Credit for Clergy Roles Funded from Growth Fund	0
In-Post Training – Allocated Equally	247
Clergy Removals – Allocated Equally	2,276
Ordinand Training & Nominations – Equally	864
Interregnum & Lay Ministry – Equally	193
Dignitary Costs – Allocated Equally	19,718
Ministry Costs 2026 by Ministry Area	144,760
Grant & Legacy Income – Equally	-24
Net 2026 Ministry Costs by Ministry Area	144,736

YOUR MINISTRY SHARE AND HOW IT WORKS: FAQs

Why is share apportioned in this way?

A diocesan-wide consultation process was carried out in 2017 to review the apportionment method for share. The system we have today is derived from that discussion process. The principles of its allocation were reviewed again in 2021 and re-affirmed. In 2022 we commenced a 3-year transition period to ease the impact of moving to Ministry Areas. This ended in 2025. For 2026 we made a minor adjustment to share housing costs equally across all MAs.

Is share connected to Worshipper Numbers?

No. The 2017 review concluded that connecting share to worshipper numbers was a barrier to growth and encouraged stagnation or decline. It also did not encourage Trustees to address unsustainable financial problems. Share allocation is now based on the direct cost of ministry. MAC Trustees can allocate share payments across the churches in their Ministry Area using a methodology suitable for its own MA.

Who agrees/approves the Ministry Share levels each year?

Once collated, the costs are compiled into a Ministry Area level allocation structure which is reviewed by the Diocesan Board of Finance Executive Committee (the DBF Trustees), in October. Any identified amendments are made, and the costs are recommended to the Full Board for consideration at its November meeting. Each Ministry Area has clerical and lay elected representatives at that meeting. Adjustments may be made until final approval is achieved. These figures are then distributed to ministry areas.

Can we have the costs confirmed earlier in the year?

Calculating ministry share earlier in the year would make the figures less accurate because they are based on actual and predicted headcounts. The costs calculated and the budget decisions are taken to the Full Board in mid-November. The costs are then distributed following budget approval.

How does the rebate work?

If the total Ministry Share collected in a year is greater than the total cost of ministry, then the surplus is returned in the form of a rebate. Rebates are made pro-rata according to the percentage paid. Rebates are allocated to arrears and/or future Ministry Share. The DBF does not budget to profit from Share or retain monies from Share.

What happens if we can't pay?

The allocation process is designed so that each ministry area can review or re-apportion Ministry Share internally to react to unforeseen circumstances. The first action should be for the MAC trustees to review its internal allocation to see if adjustments could be made. Continuous discussions with your archdeacon and diocesan secretary should highlight any MA-wide financial concerns. When assessing a ministry area's income, expenditure and reserves it may be possible to recommend a DBF Share Assistance Grant.

If an MA does not meet its full share for the year, it will remain as an outstanding arrear and carried over to subsequent years until paid in full. When a clerical vacancy occurs, the level of share collection and arrears will be considered in the decision process to appoint a new cleric.

What happened to the Block Grant?

The Block Grant scheme was no longer fit for purpose. Its formulae and criteria had both become irrelevant to today's Church. A new fund has been established called the Partnership Fund.

What is the Partnership Fund?

The Partnership Fund is paid by the RB to the DBF based on three core DBF staff costs. Brecon Cathedral receives its own partnership fund from the RB to pay for its core stipendiary and salaried staff.

What happens if we have a clerical vacancy?

Your archdeacon will work with your MAL and MAC trustees to compile a ministry area profile, as part of the recruitment plan and to ensure suitable interim arrangements are in place (e.g. rota cover). During a vacancy there are usually additional costs. These may be: unworked notice periods or sick leave payments; removals costs; disturbance allowances; recruitment costs; security checks; utility costs, garden maintenance etc. In addition, we often take advantage of a vacant property to do larger, more invasive property maintenance e.g. kitchen or bathroom refurbishments as well as refreshing internal decoration so that the property is attractive to applicants. For this reason, we do not provide rebates of share during vacancies. Your archdeacon will work with your team to ensure that any disruption to the ministry area is minimised during the interregnum.

Ministry Share Collection Trends

	2025	2024	2023	2022	2021	2020
Ministry Share	£2,885,401	£2,637,981	£2,614,764	£2,562,648	£2,508,973	£2,739,711
Receipts						
Cash Receipts	£1,933,001	£2,012,631	£2,088,610	£1,880,690	£1,463,411	£1,653,716
Rebate / Covid Support	—	—	—	£208,272	£828,278	£938,846
Assistance Grants	£70,000	—	—	£49,565	£20,125	£10,000
Closure	—	—	—	£12,695	—	—
Total Receipts	£2,003,001	£2,012,631	£2,088,610	£2,151,223	£2,311,814	£2,602,562
Unpaid	£882,400	£625,350	£526,154	£411,425	£197,159	£137,149
Collection %	69.4%	76.3%	79.9%	83.9%	92.1%	95.0%
Overpaid Ministry Share at Year End	—	—	£6,819	£116,079	£97,898	£167,082

The DBF continuously monitors the collection rates of Ministry Share. It is used as an indicator of where support or action is required. If we look at the collection rates we can see a significant reduction in 2023, 2024 and a further reduction in 2025. There are a number of factors for this. Through discussions with MAC Trustees the most notable are:

- A drop in fund-raising and giving after the pandemic.
- Prioritisation of working relationships of the new Ministry Areas over share discussions.

The major cost of ministry is our clerical headcount. Our clerics are paid monthly by the RB. The RB invoice these costs to the DBF quarterly. Any shortfall between share received and the RB invoice is bridged by the DBF reserves. In 2025 the reduction in collection rate resulted in a draw down of £450,000 from the DBF's investment portfolio, reducing the DBF annual investment income from the portfolio by an estimated 10%. In 2026 a further £250,000 is being withdrawn. This is obviously an unsustainable position for all of us.

5 Year Forecast: Impact of Ministry Share Collection on Unrestricted Reserves

	2025	2026	2027	2028	2029	2030
Ministry Share		£2,879,225	£2,994,394	£3,173,246	£3,356,889	£3,545,515

Inflation 4% and stepped allocation of MA Administrator Costs from 2028

Uncollected Ministry Share Provision		£849,371	£883,346	£936,108	£990,282	£1,045,927
--------------------------------------	--	----------	----------	----------	----------	------------

Based on 2025 collection rates

Unrestricted Reserves at Year End	£4,718,721	£3,869,350	£2,986,003	£2,049,896	£1,059,614	£13,687
Ministry Share Collection Rate 2025	70.5%					

Our churches are embedded in our communities and the only space in our Church in Wales structure where we can attract fund-raising. The DBF recognises this and aims to support achievable programs of fund-raising for our ministry areas. The contactless giving trial aims to do this. A DBF-funded, one-year trial of electronic giving that reaches people that would not otherwise be able to give. By the end of the trial, we hope to have identified areas that would find a permanent device financially sustainable for the future.

Continuous discussions with MAC trustees, archdeacons, MA standing committee representatives and the diocesan secretary will explore any further ways we can support our ministry areas and churches to increase income while proclaiming the love of Jesus. Our aim is to strengthen our Church and make it sustainable for the future.

ADDITIONAL FUNDING STREAMS

The following funding streams have been secured from the RB. The DBF Executive has expressed its thanks to the RB, on behalf of the diocese and its Ministry Areas for this additional funding support.

Structural Resilience Fund

The Structural Resilience Fund was established in 2024 to promote growth and support financial sustainability. It is a 10-year, non-inflationary grant from the RB, allocated to dioceses with a priority weighting of 25% Deprivation, 30% Population, 35% Open Churches and 10% Schools. In Swansea and Brecon, we use it to subsidise operational funds available to Ministry Areas in support of growth and sustainability e.g. Mission Fund.

Inception Church Growth Fund

As we restructured into our new Ministry Areas, 3 key funding requirements for Ministry Areas were identified: Ministry Area Administrators, Succession Planning and staffing for Direct Mission and Ministry.

Following discussion with the RB, they agreed to allocate £3M from the closing Evangelism Fund and £3.4M from the new Church Growth Fund in support of these priorities. This fund is now called the Inception Church Growth Fund. The total of £6.4M is available to draw-down over a 10-year period. It is restricted to the use of those 3 identified priorities.

1. Ministry Area Administrators

One of the key learnings from other dioceses was the direct correlation between successful, growing Ministry Areas and the employment of administrators. It released clerics and laity alike from the ever-increasing legislative compliance required for our charities. It enables space for prioritising growth, outreach and evangelism. Notably MAs who had been able to employ administrators had both the financial and manpower capacity to manage the employment process and ongoing commitment. Although the funds were secured, we were keen not to disadvantage those MAs without capacity to support staffing; we therefore employed them through the DBF who had employment support structures in place. This is a 10-year fund, fully funded for the first 5 years, tapering into Ministry Share costs in years 6–10, and finally fully funded from share in year 11 and beyond.

Tapering of Ministry Area Administration Costs

Year	Inception Grant	Ministry Share
2023 - 2027	100%	0%
2028	90%	10%
2029	70%	30%
2030	50%	50%
2031	30%	70%
2032	10%	90%
2033	0%	100%

2. Succession Planning

The age profile of our clergy at the end of 2022 was such that 60% of our clerics would retire within 2-5 years. This placed a huge burden on our ability to sustain ministry and to grow the Church. This fund has enabled us to create additional clerical posts to initially grow and strengthen Ministry Areas, and to sustain ministry as retirements occur. These additional posts could clearly not be funded through share. Reviewing the Cost of Ministry Budget table on pages 6-13, you can see from the line "Credit for Clergy roles funded from Growth Fund" a total of £117,093 has been budgeted from this fund for 2026.

3. Staffing Direct Mission and Ministry

Five key roles within the diocesan staff that directly supported mission and ministry in our ministry areas were funded through restricted funds that were due to cease. This 3-year fund enabled us to continue to support ministry areas without placing additional burden on share. Of the five roles, one had a fixed term which ended, and one was re-deployed within the diocese. Unfortunately, the remaining three roles were made redundant at the end of 2025.

Church Growth Funds

This is a £100m, 10-year initiative for the whole of Wales to provide funding for projects targeting significant, intentional church growth. Grant funds are awarded via an application process. More information about these grants can be found on the Church in Wales website.

The Bishop's Staff and diocesan staff have worked closely with churches and their Ministry Areas, who brought outlines for Tier 2 projects. Together we developed robust applications to the fund which included detailed performance targets and cash flow projections. Our four bids were successfully awarded, bringing an additional £6.3M into the diocese for church growth projects. These funds are restricted to specific line items within the bids. The performance targets and financial expenditure are regularly monitored by our project manager and finance team. Detailed performance reports are submitted to the RB on a quarterly basis to draw down each tranche of the funding. These measures ensure that the projects remain on-target and that funds are expended in line with their restrictions.

Swansea Minster: £2.8M / 5 years

Part of a multi-million-pound transformation for St Mary's Church in Swansea city centre to become the first minster church in Wales. Enabling the employment of new members of staff, both clergy and lay, this investment will increase the churches' ability to serve Swansea city centre community; to open its doors 7 days a week for prayer, peaceful space, presence and proclamation of the good news. Its first year has seen the Minster increasingly recognised as a spiritual and civic anchor in Swansea city centre. Alongside art, music, café hospitality, and schools outreach, these public facing ministries are creating accessible entry points for faith exploration and fostering relational engagement. For further information about news and events at the Minster visit it on Facebook.

Wonder of Wellbeing: £750k / 5 years

Connecting people to a sense of God's peace and presence around Gower and its historic churches, this project was awarded a £763,278 grant to build on the work of its successful locally funded, pilot year. The project has established strong foundations in Prayer and Presence, with creative based approaches effectively widening engagement across Gower. The priority for 2026 is to consolidate proven models and develop clear pathways from engagement to discipleship. Further information on WoW projects can be found at wonderofwellbeingower.org

Stepping Stones, Gorseinon: £2.8M / 5½ years

Having already secured £1.4M of external funding for building works as phase 1, this application was awarded £2.8M to deliver phase 2: Investing in people, leadership and life changing evangelism. The project aims to establish a dedicated evangelism team, working alongside an active community connecting with the church and hall to provide invitational pathways – stepping stones – to faith.

Learning from our previous bids, this project begins with a six-month mobilisation phase. St Catherine's has employed an operations and finance manager and caretaker to set up the infrastructure and foundation work required prior to full commencement of the project. Further information about this ambitious project can be found at www.swanseaandbrecon.churchinwales.org.uk/2025-11-13-stepping-stones-to-faith.



Diocesan Project Manager

To ensure the efficient delivery of our Church Growth Fund projects, the RB has fully funded a project manager for each diocese. With dual reporting arrangements to both the DBF and the RB, project managers will oversee the tier 2 grant projects to ensure accurate reporting and program management.



Esgobaeth Abertawe ac Aberhonddu
The Diocese of Swansea and Brecon

Funding *the* Diocese

We hope you find this information useful. Please do feel free to contact either Huw Evans, our Finance Manager or myself, if you have any queries.

Louise Pearson
Diocesan Secretary

diocese.swanbrec@churchinwales.org.uk
01874 623716

Swansea & Brecon Diocesan Centre

