

EmpowerED STEM

My Thingyverse

Project List

3D Printing + Design Thinking Activity

© 2025 EmpowerED STEM. All rights reserved.

This curriculum and its contents may not be reproduced, distributed, or transmitted in any form or by any means without the prior written permission of the copyright holder.

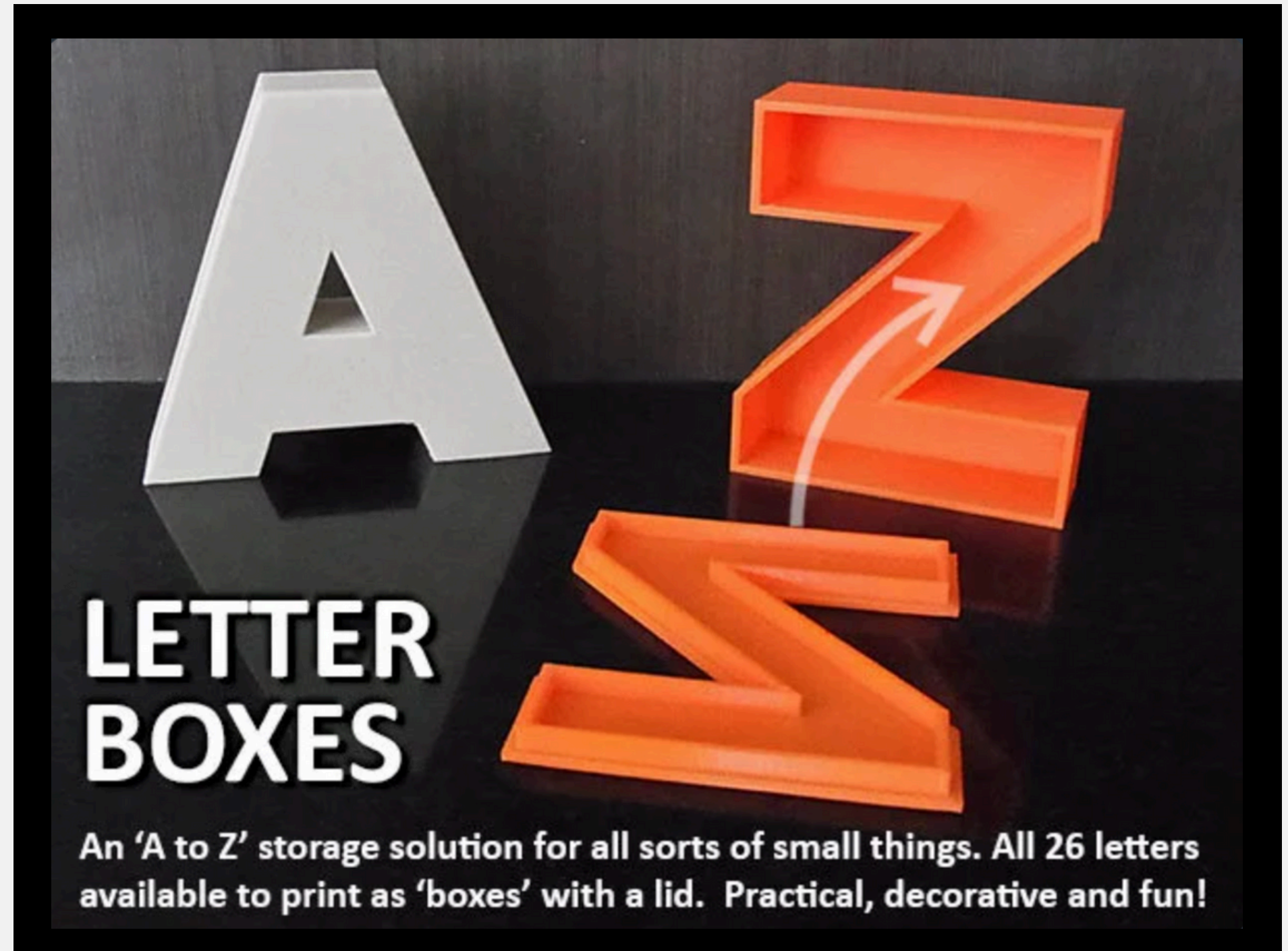
EmpowerED STEM

Project 1 Letter Box

These Letter Boxes are a fun and decorative storage solution for small things including jewelry, coins, candy, tiny parts, earbuds, memory cards, etc. Great as a gift or for yourself.

Note: Choose one letter and one color for this project.

- [Letter Boxes](#)



EmpowerED STEM

Project 2 Keychain



Create a custom keychain with your name. Doubles as both a keychain and a fidget toy. Letters spin. Choose up to 8 letters.

Note: Choose one color for this project.

- [Keychain](#)


EmpowerED STEM



Project 3 Earrings

Create a custom pair of 3D printed earrings. Click on the links below to preview available designs and get inspired

Note: Choose one design and up to two colors for this project.





- [Geometric Hearts](#)
- [Like Diamonds](#)
- [Vintage Shapes](#)
- [Zodiac Signs](#)

Project 4 Bracelet

Design and 3D print a custom made bracelet. Click the links below to preview the available designs.

Note: Choose one design and up to two colors for this project.

- [Space Coral](#)
- [Kinetic Links](#)
- [Modern Chain](#)




Project 5 Fidget Toys

3D print a custom print in place fidget toy. Click the links below to preview available designs.

Note: Choose one color for this project.


- [Infinity Cube](#)
- [Spin-n-Click](#)
- [Gyroscope Gears](#)



EmpowerED STEM



Project 6 Tic Tac Toe



Play a game on the go. 3D print a custom travel-sized Tic Tac Toe game. Click on the links below to see both designs.

Note: Choose one design and up to two colors for this project.

- [Circles](#)
- [Square](#)



Google Forms

Finalize Your Project

Ready to wrap up your work? Be sure to complete the final step. Fill out the Google Form below. Add your name, design choice, color(s), and any special notes about your print.

- [Project 1 \(Letter Box\)](#)
- [Project 2 \(Keychain\)](#)
- [Project 3 \(Earrings\)](#)
- [Project 4 \(Bracelet\)](#)
- [Project 5 \(Fidget Toy\)](#)
- [Project 6 \(Tic Tac Toe\)](#)