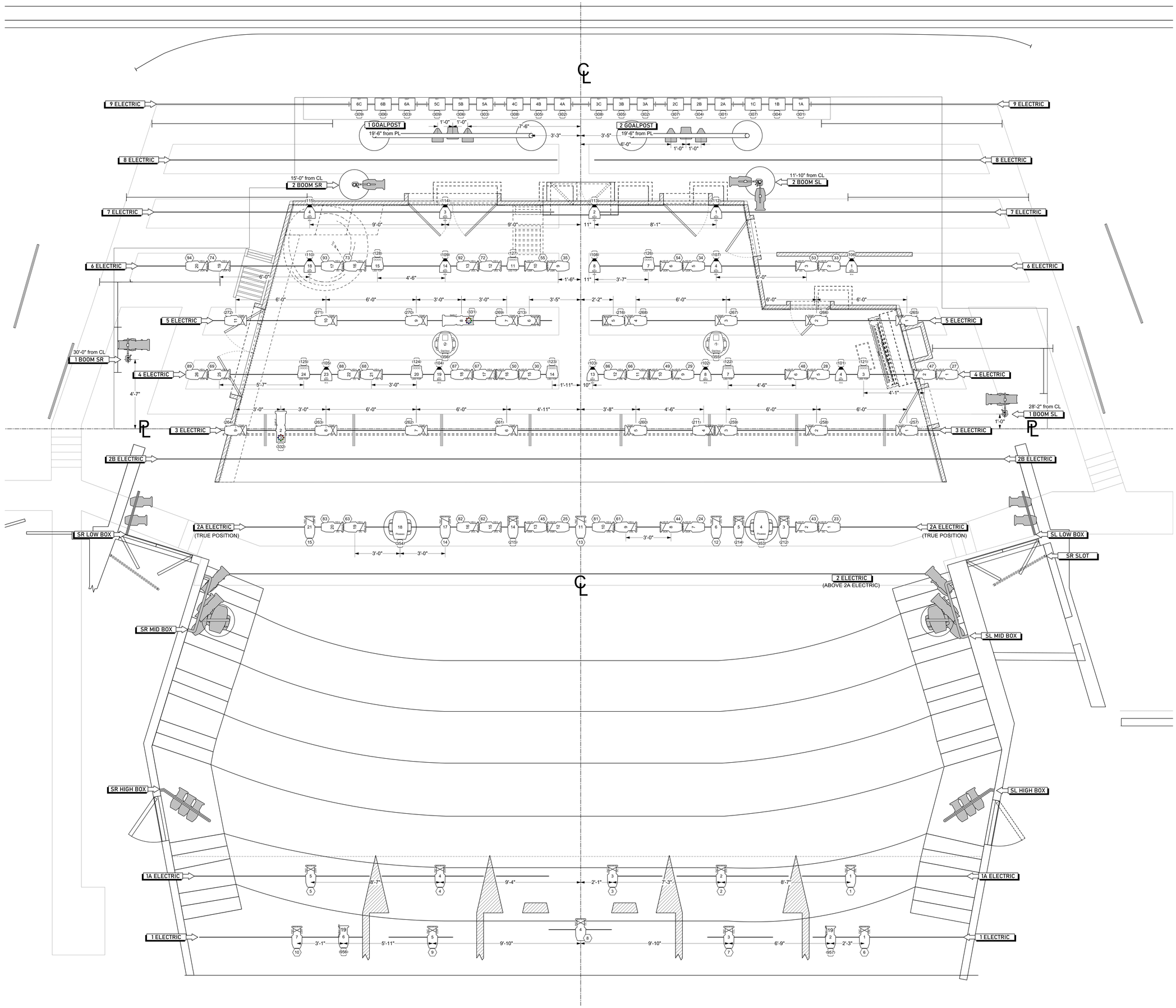

KEY TO SYMBOLS

9 of 9 bodies	ETC LED Series 3 S-4 Lustr X8 307w
109 of 159 bodies	ETC Source 4 575w
34 of 60	19° ETC Source 4 Lenses
61 of 75	26° ETC Source 4 Lenses
23 of 40 (20 shared)	36° ETC Source 4 Lenses
12 of 12	Chauvet COLORado 2-Quad Zoom 228w
4 of 4	Elation Artiste Picasso 900w
2 of 2	Elation Artiste DaVinci 400w
18 of 45 (20 shared)	ETC Source 4 Par 750w - VNSP, NSP, MFL, WFL
12 of 12	T-3 Ground/Sky CYC 1000w
5 of 6 (shared)	L&E MR-16 Ministrip 750w/circuit, 3 circuit
28' total (2x 5m rolls)	RGBA LED Tape QolorFLEX® QUAD CHIP 5050-24-Q-RGBA-60-5-20-1 3.66w/ft

LEGEND

Color / Purpose / Unit Number — 12 — Lens Tube / Focus Area / Channel Number (34)

THIS DRAWING CONTAINS VISUAL CONCEPTS AND CONSTRUCTION SUGGESTIONS ONLY.

The Designer is unqualified to determine the structural or electrical appropriateness of this design, and will not assume responsibility for improper engineering, construction, handling, or use. All materials and construction must comply with the most stringent applicable Federal and Local Fire, Safety, Energy, and Environmental Codes.

Twelfth Night

NOTES

Assume 1'-6" centers if dimension not specified

No substitutions without designer approval

LIGHTING DESIGNER
Harry Mullin
(412) 334-6584
hnmullin@syr.edu

VERSIONS
03/03 - Prelims
03/05 - Prelims B
03/19 - Finals A

CONTENTS
1. Light Plot
2. Section
3. Deck/Position Elevations

DRAWN BY	SCALE
Harry Mullin	1/2" = 1'-0"
VERSION	**DATE**
Finals A	03/19/25

Light Plot

SHEET 1 of 3

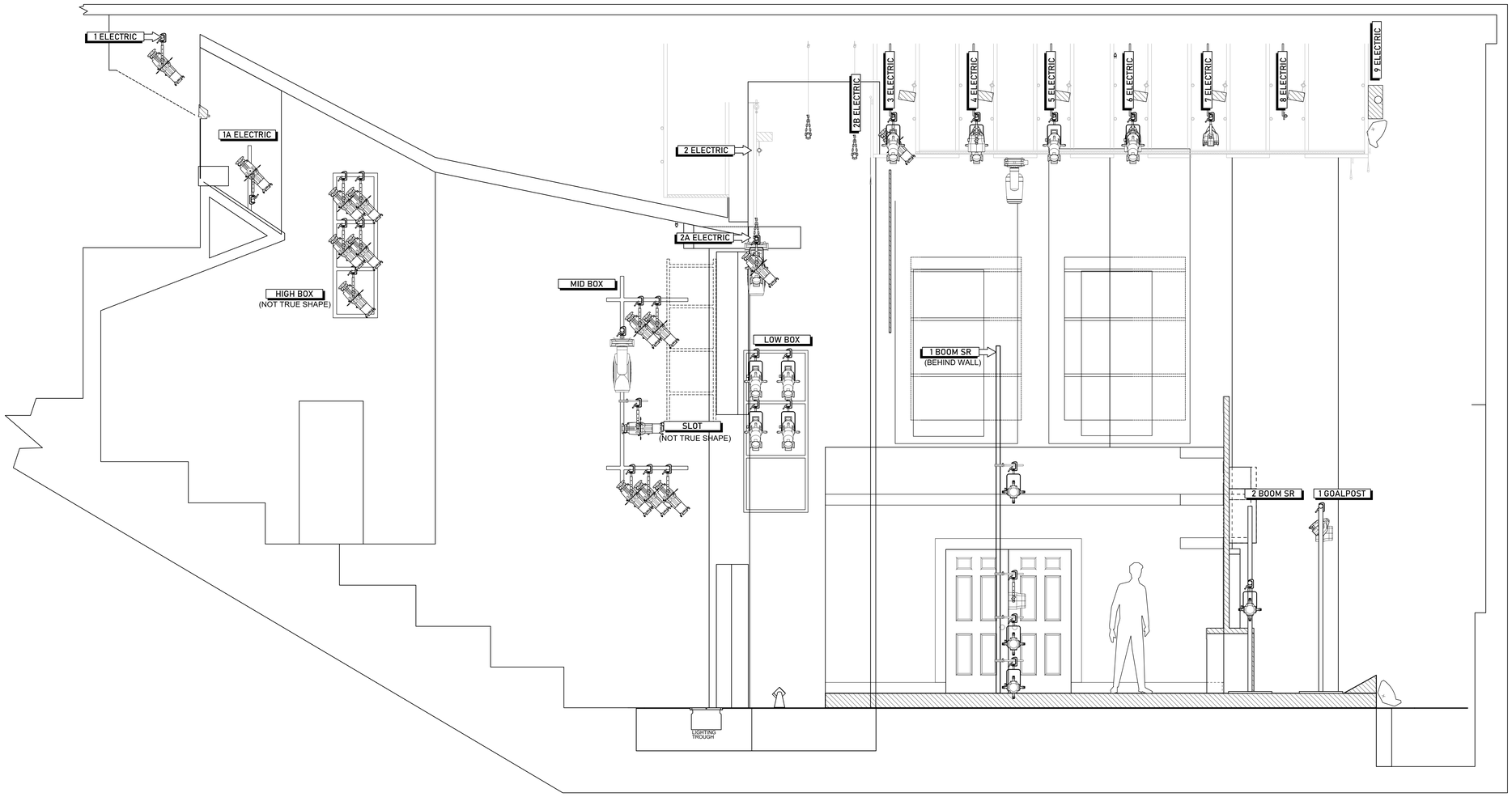

KEY TO SYMBOLS

9 of 9 bodies	ETC LED Series 3 S-4 Lustr X8 307w
109 of 159 bodies	ETC Source 4 575w
34 of 60	19° ETC Source 4 Lenses
61 of 75	26° ETC Source 4 Lenses
23 of 40 (20 shared)	36° ETC Source 4 Lenses
12 of 12	Chauvet COLORado 2-Quad Zoom 228w
4 of 4	Elation Artiste Picasso 900w
2 of 2	Elation Artiste DaVinci 400w
18 of 45 (20 shared)	ETC Source 4 Par 750w - VNSP, NSP, MFL, WFL
12 of 12	T-3 Ground/Sky CYC 1000w
5 of 6 (shared)	L&E MR-16 Ministrip 750w/circuit, 3 circuit
28' total (2x 5m rolls)	RGBA LED Tape QolorFLEX® QUAD CHIP 5050-24-Q-RGBA-60-5-20-1 3.66w/ft

LEGEND

Color — Lens Tube
Purpose — Focus Area
Unit Number — 12
34 — Channel Number

THIS DRAWING CONTAINS VISUAL CONCEPTS AND CONSTRUCTION SUGGESTIONS ONLY.

The Designer is unqualified to determine the structural or electrical appropriateness of this design, and will not assume responsibility for improper engineering, construction, handling, or use. All materials and construction must comply with the most stringent applicable Federal and Local Fire, Safety, Energy, and Environmental Codes.

Twelfth Night

NOTES

Assume 1'-6" centers if dimension not specified

No substitutions without designer approval

LIGHTING DESIGNER
Harry Mullin
(412) 334-6584
hnmullin@syr.edu

VERSIONS
03/03 - Prelims
03/05 - Prelims B
03/19 - Finals A

CONTENTS

1. Light Plot
2. Section
3. Deck/Position Elevations

DRAWN BY	SCALE
Harry Mullin	1/2" = 1'-0"
VERSION	**DATE**
Finals A	03/19/25

Section

SHEET 2 of 3

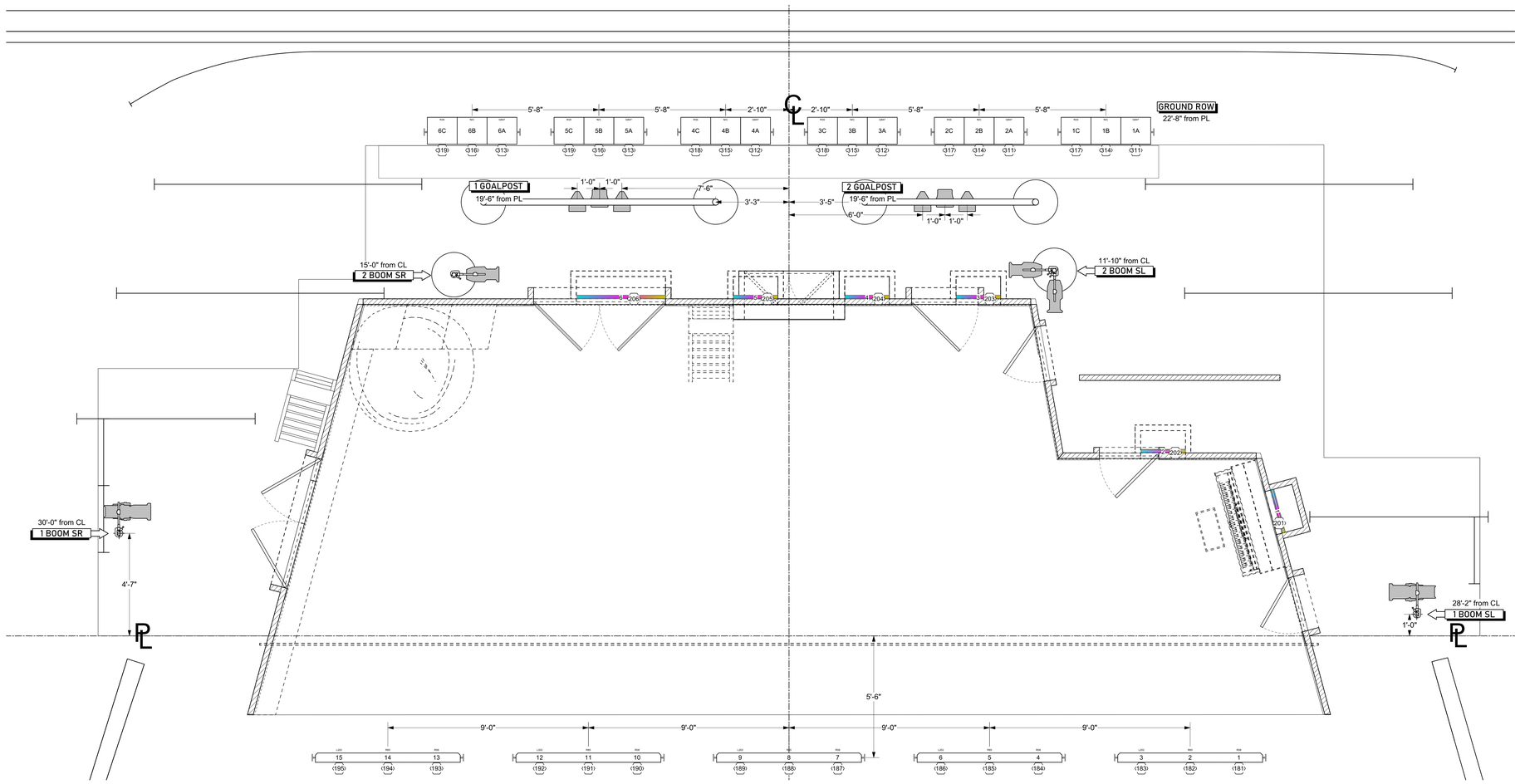

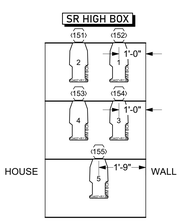

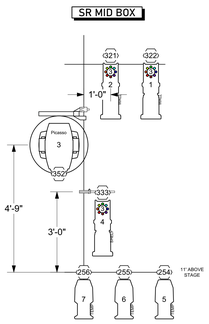

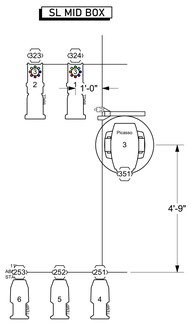

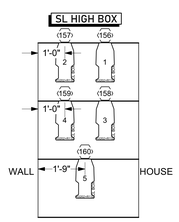

Two strips of QolorFLEX QUAD CHIP LED TAPE (5050-24-Q-RGBA-60-5-20-1) RGBA LED Tape attatched to a 30° wedge.

4 addresses of control per niche.

Units 1-5 are 2' wide, unit 6 is 4' wide.

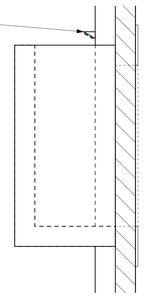

1 Niche Detail
Scale: 1 1/2" = 1'-0"

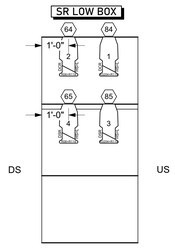

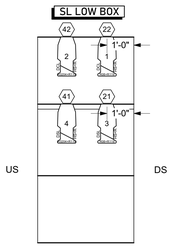

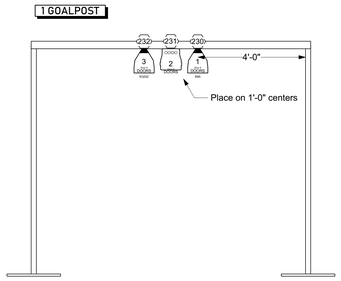

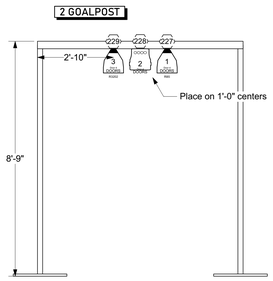

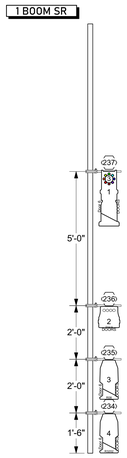

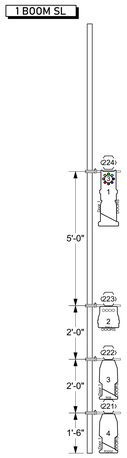

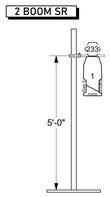

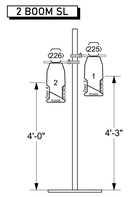

KEY TO SYMBOLS

- 9 of 9 bodies — ETC LED Series 3 S-4 Lustr X8 307w
- 109 of 159 bodies — ETC Source 4 575w
- 34 of 60 — 19° ETC Source 4 Lenses
- 61 of 75 — 26° ETC Source 4 Lenses
- 23 of 40 (20 shared) — 36° ETC Source 4 Lenses
- 12 of 12 — Chauvet COLORado 2-Quad Zoom 228w
- 4 of 4 — Elation Artiste Picasso 900w
- 2 of 2 — Elation Artiste DaVinci 400w
- 18 of 45 (20 shared) — ETC Source 4 Par 750w - VNSP, NSP, MFL, WFL
- 12 of 12 — T-3 Ground/Sky CYC 1000w
- 5 of 6 (shared) — L&E MR-16 Ministrip 750w/circuit, 3 circuit
- 28' total (2x 5m rolls) — RGBA LED Tape QolorFLEX® QUAD CHIP 5050-24-Q-RGBA-60-5-20-1 3.66w/ft

LEGEND

Color / Purpose / Unit Number — Lens Tube / Focus Area / Channel Number

THIS DRAWING CONTAINS VISUAL CONCEPTS AND CONSTRUCTION SUGGESTIONS ONLY.

The Designer is unqualified to determine the structural or electrical appropriateness of this design, and will not assume responsibility for improper engineering, construction, handling, or use. All materials and construction must comply with the most stringent applicable Federal and Local Fire, Safety, Energy, and Environmental Codes.

Twelfth Night

NOTES

Assume 1'-6" centers if dimension not specified

No substitutions without designer approval

2 Boom SL & 2 Boom SR should be placed as close to the set as possible

LIGHTING DESIGNER
Harry Mullin
(412) 334-6584
hnmullin@syr.edu

VERSIONS
03/03 - Prelims
03/05 - Prelims B
03/19 - Finals A

CONTENTS

1. Light Plot
2. Section
3. Deck/Position Elevations

DRAWN BY	SCALE
Harry Mullin	1/2" = 1'-0"
VERSION	DATE
Finals A	03/19/25

Deck/Elevations

SHEET 3 of 3