



**VELUX®**  
The No Leak Skylight™

# 2023 Product and Price List Guide

Residential Skylights & SUN TUNNEL® Skylights  
Effective April 1<sup>st</sup>, 2023

# Contents

---

2	President's Message
3	Contact Us & How to Order
4	What's NEW! FCMD- The NEW Thermal Hybrid Dome The NEW Generation Curved Glass Skylight
5	Why VELUX?
6	The Smart Skylight
7	VELUX Installers Program
8	Recommend the Right Skylight Solution
10	Replacement Skylights
11	Measuring Existing Skylights
12	Choosing the Right Skylight Glass
14	Choosing the Right Flashing
15	Industry leading Deck Seal Technology
16	VSS - Solar Powered Venting
17	VSE - Electric Venting
18	VS - Manual Venting
19	FS - Fixed Skylight
20	Deck Mounted Roof Windows
21	VELUX Combination System
23	Industry leading Curb Seal Technology
24	VCS - Solar Powered Venting
25	VCE - Electric Venting
26	VCM - Manual Venting
27	FCM - Fixed Skylight
28	In stock Custom FCM
29	Custom FCM
30	GSM Skymax
32	Flat Roof Skylights
32	CFU- The NEW Generation Curved Glass Skylight
33	CFP- Fixed Flat Roof Skylight
33	CVP – Manual Venting Flat Roof skylight
33	CXP- Flat roof exit skylight
34	VELUX Blind Collection
36	Skylight Accessories
38	SUN TUNNEL® Skylights
40	SUN TUNNEL® Accessories
41	Energy Star and Limited Warranty
42	Product Performance Values
44	Commercial Skylights
47	VMS - VELUX Modular Skylight

---

# Contact Us

If you need more information or technical support we are here to help.

## Residential



**orderdeskcanada@velux.com**

Order desk allows a dealer to order products or send inquiries 24/7.

### Hours of Operation

24 hours a day  
7 days a week



**Call 1 800-888-3589**

### Hours of Operation

Monday - Friday  
8:00am - 7:30pm ET  
5:00am - 4:30pm PT



**Fax 1 800-898-3589**

### Hours of Operation

24 hours a day  
7 days a week

## Commercial



**orderdeskcanada@velux.com**

Order desk allows a dealer to order products or send inquiries 24/7.

### Hours of Operation

24 hours a day  
7 days a week



**Call 1 800-888-3589**

### Hours of Operation

Monday - Friday  
8:00am - 4:30pm ET



**Fax 1 800-898-3589**

### Hours of Operation

24 hours a day  
7 days a week



# How to Order

This is a quick guide to ensure that you order and receive the skylight you want.

## Product ordering codes

When placing your order you will need a product order code. For skylights, flat roof skylights and roof windows you will need three parts. SUN TUNNEL® skylights, accessories and flashing will have two parts.

### Example:

**Step 1 & 2: Pick your size & glass**

VSS size code		C01	C04	C06	C08
Outside frame (W" x H")		21 ½ x 27 ¾	21 ½ x 38 ¾	21 ½ x 46 ¼	21 ½ x 54 1 1/16
Rough opening/Finished framing (W" x H")		21 x 26 ¾	21 x 37 ¾	21 x 45 ¾	21 x 54 1/16
Glass options	Glass code	\$	\$	\$	\$
CleanComfortPlus	04				

### Skylights & Roof Windows

<b>VSS</b>	-	<b>C06</b>	-	<b>04</b>
model number (A)		size code (B)		glass code (C)

### SUN TUNNEL® skylights

<b>TMR</b>	-	<b>014</b>
model number (A)		size code (B)

## Factory installed blinds

VELUX offers free factory installation of in stock colour blinds (white only) when skylight and blind are purchased together. Please allow for an additional 3-5 days for delivery. If your customer orders factory installed blinds please add a separate blind code to the order and request "factory installed" on the order. The blind code consists of three parts. These parts are blind code (E), size code (B) and in stock colour (white only) code (F).

<b>FSLH</b>	-	<b>C06</b>	-	<b>1016</b>
blind code (E)		size code (B)		blind colour (F)

# What's **NEW!**

---

## The Generation Curved Glass Skylight

The new generation VELUX curved glass skylight is a revolution in flat roof skylight design. The unique curved-shaped glass top allows rainwater to easily drain off the surface - even on 0° roof pitches. The slim frame and invisible sash provide maximum daylight and a beautiful design from inside the home.

- ✓ Clear view and drainage with CurveTech.
- ✓ Excellent energy performance with triple pane glazing.
- ✓ Glass-to-edge inside view.
- ✓ Excellent sound reduction.

See page 32 for more information.



**CurveTech**



# Why VELUX®

## It's not just any Skylight, it's a **VELUX!**

The VELUX experience is offering your customers skylights that lead the industry for **DESIGN, INNOVATION, ENERGY-EFFICIENCY** and **TECHNOLOGY**.

### 80 years of innovation

As the skylight pioneer we strive to provide our customers with leading skylight innovation, technology, energy-efficiency and design.



### Extensively tested and verified

VELUX products are designed to meet the highest quality standards and are thoroughly tested to meet the harshest weather conditions.



### Hassle Free Warranty

We strive to ensure the quality of all our VELUX products and accessories lives up to the VELUX promise. In the rare event that you experience a problem, we offer a comprehensive hassle free 20 year, 10 year and 5 year warranty. For more details about our warranty go to page 41 or [velux.ca](http://velux.ca).

### Best in-class service

When you need support, our team is here to help. Our expert team is trained to provide you with anything from planning, installation, after sales and technical support.

### Focused on sustainability

Sustainability is ingrained in everything we do. Not only do VELUX skylights save energy and last for generations, but our production facilities strive to achieve zero waste, source responsibly and continually reduce environmental impact.



# The Smart Skylight

Improving your client's indoor air quality and home comfort is easy as

**1 - 2 - 3!**

Imagine a skylight that can think for itself?

A VELUX Smart Skylight improves the health of your client's home by monitoring the room's **3 key indoor air factors; temperature, humidity and CO<sub>2</sub>**. Our system proactively compares the outside environment to the indoor air quality and guides the user to create a healthier, more comfortable home.

2

1

VOICE CONTROL READY

- works with Google Assistant
- JUST ASK amazon alexa
- Works with Apple HomeKit



**Step 1: Solar Powered or Electric "Fresh-air" Skylight**  
 (Codes: VSS | VSE | VCS | VCE)  
 Programmable skylight with built-in rain sensor to close the unit in case of inclement weather.



**Step 2: Solar Powered Blind Operation (optional)**  
 (Codes: FSCH | FSLH | FSCC | FSLC)  
 The perfect way to control the amount of light in the room while adding energy efficiency.



**Step 3: VELUX Active with Netatmo Starter Kit**  
 (Code: KIX 300)

All-in-one smart sensor-based system to monitor the home's indoor environment. The easy to use app alerts your clients when the air quality is poor. Your clients can enjoy using voice command or a smartphone for simple and easy operation of programmable skylights and blinds.



3 times a day keeps the doctor away



Smart heat protection



Stay in control



Say the word



**3**

- Mobile Control**  
Monitor the climate of your home and operate skylights and blinds from anywhere
- Internet Gateway**  
Connects to the Internet to monitor indoor climate to provide feedback for operations
- Climate Sensor**  
Constantly measures temperature and air quality (humidity and CO<sub>2</sub>)
- Departure Switch**  
Securely close skylights and activate 'safe mode' for automatic, secure ventilation

# VELUX Installers Program

## Get a competitive advantage to grow your business!

Learn how to add skylights to your quote packages or simply increase your average skylight sale by becoming a member of our VELUX Installers Program.

Our program gives you the tools to offer more to your clients leaving them with a brighter, healthier home and more money for your bottom line.

- ✓ Earn rewards
- ✓ Sales support
- ✓ Marketing support
- ✓ Technical support
- ✓ Contests
- ✓ Installation and sales training
- ✓ Product update information
- ✓ **And more!**

For more information and to register visit [vipmembers.ca](http://vipmembers.ca).



Are you a Dealer with a client base who installs; skylights, roof windows, bathrooms or kitchens?

Contact your VELUX Sales Representative or email [vipmembers@velux.ca](mailto:vipmembers@velux.ca) for more information.



Recommend

# Recommend the Right Solution


With an overwhelming number of skylight options, trust the brand that has been driving the skylight industry for 80 years with unmatched product design, innovation and technology. This is a simple guide to recommending the right No Leak Skylight.

**DID YOU KNOW** - the name **VELUX** means "VE" ventilation and "LUX" latin for light. We are the world's daylighting experts since 1941.

## Step 1. Sloped or Flat Roof?

When selecting the right skylight, it's important to find out the degree of the roof slope, this is called the roof pitch. In understanding the roof pitch, it will guide you to select the right skylight installation method for your project.

Only the VELUX Curb Mounted Skylight has superior technology and is warrantied at 0°.

Roof Type	Roof pitch	Installation Method
Sloped	3:12 or greater	Deck Mounted  Curb Mounted Skylights, SUN TUNNEL® skylights, Roof Windows
Low slope	1:12 - 4:12	Curb Mounted, Flat Roof Skylights, SUN TUNNEL® skylights
Flat roof	0:12	Flat Roof Skylights, Curb Mounted, SUN TUNNEL® skylights

## Step 2. Installation methods

VELUX has skylight options for every roof application.

### Deck Mounted Skylights



- Skylight mounts directly to the roof with pre-installed deck seal.
- 3 patented layers of water protection.
- Low profile for greater energy efficiency.

### Curb Mounted Skylights



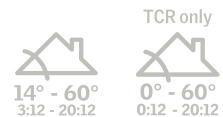
- Skylight sits or caps over site-built curb (like the lid of a shoe box).
- 3 patented layers of water protection.
- Pre-attached curb gasket provides an airtight and caulking-free seal to curb.

### Flat Roof Skylights



- Insulated PVC curb for greater energy efficiency.
- Dual glazed unit with protective cover for ice and water shed.
- Direct mount to the roof.

### SUN TUNNEL® Skylights



- Light captured on roof, travels through highly reflective tube and dispersed in room.
- Captures abundant daylight without a view.
- Quick, easy and non-intrusive installation.

## Step 3. Ceiling type?

There are many different types of ceilings. No matter the ceiling type, skylights are a great way to bring daylight, fresh air and a view to any space. Each ceiling type will look and

finish differently. For sloped roofs with a flat ceiling, a light shaft is required to be built to connect the skylight on the roof with the ceiling so that light is directed into the room.



Flat Ceiling



Vaulted Ceiling



Cathedral Ceiling



Flat Roof

















SUN TUNNEL®



## Step 4. Fixed or Venting skylight model?

Fixed skylights are the perfect solution to adding natural light and providing your clients with a beautiful view to the outdoors. Adding a venting skylight takes the experience to a whole new level by improving the natural air flow in the home. Key areas to consider a venting skylight are high

humidity areas such as a bathroom or a kitchen. Other areas like the top of stairs and the attic space are our top choices for a venting skylight because it helps to cool the upper floors and remove odours, hot air and toxins from the home reducing the need for A/C in the summer, saving your clients money.

Tip	 If in a high humidity area consider at least one venting model.	 For areas, your client is looking to add more natural light choose a fixed skylight.
Rooms	   	   
Needs	 	 







## Step 5. Glass Options

Ensuring your skylight meets your local building code is most important. VELUX recommends laminated glass since that meets most building codes in Canada for overhead skylights. Please check with your local building code.

For customers requesting greater energy efficiency, VELUX has the widest selection of in stock Energy Glass options. VELUX offers Energy Star® certified and the VELUX Energy Series skylights.




### Energy Skylights:

- Energy i89: Laminated Glass (89 code)  **\*Meets Vancouver building code**
- Triple pane laminated (29 code)  **\*Meets Vancouver building code**
- Triple pane non-laminated (30 code) 
- Triple pane laminated - Deck mounted roof window (66 code) 
- ComfortPlus (73 code) 
- VMS (VELUX Modular Skylight) 

See page 12 for more information on glass options.

## Step 6. Accessories



### Flashing kits & Underlayment

Skylights can be installed on a number of different roofing materials including shingles, metal, cedar shakes, Spanish tile, concrete, slate and membranes. See page 14 for ordering the right flashing kit.



### Skylight blinds

Get the ultimate climate control while boosting energy performance of your skylight by up to 40%. See page 34 for more information and our new colour selection.




### Smart Skylight Technology

VELUX Active with Netatmo turns your Solar or Electric powered skylight into a skylight that can think for itself, improving the home's indoor air quality with easy smartphone or voice command operation. See page 36 for more information.

# Replacement Skylights

## How to identify the types of existing VELUX or non-VELUX skylights

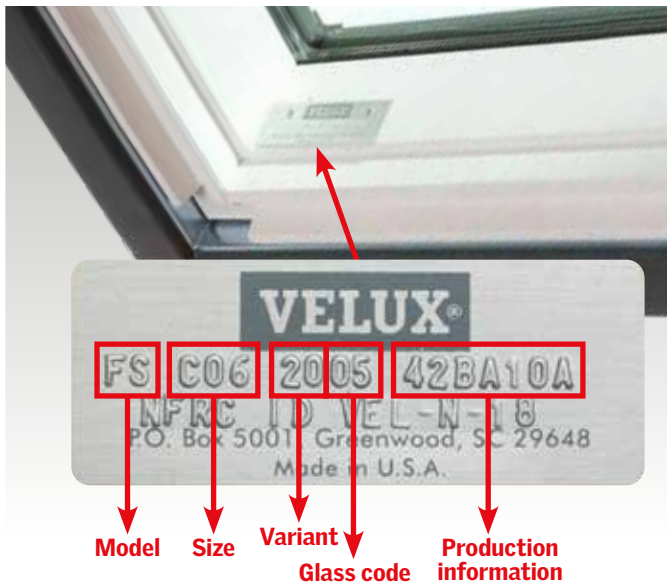


### 1. Is it a Curb Mounted skylight?

- Skylight sits or caps over site-built curb (like the lid of a shoebox).
- Skylight might have site-built or manufactured flashing.
- Skylight can be inside or outside fastened.
- Skylight will sit higher on the roof than other skylights.
- Normally domed skylight, some are flat glass.
- The drywall may extend close to the glass or go behind a thin plastic inner frame.

### 2. Is it a Deck Mounted skylight?

- Skylight mounts directly to the roof deck with a pre-installed deck seal (nailing flange) or mounting brackets.
- Flashing system is separate (i.e. not a flange).
- Low profile to the roof.
- Interior wooden frame.
- Typically flat glass.



### 3. Is it a VELUX?

- Check for the data plate located on inside of deck mount or stamped on outside of curb mount frame.

### 4. Is it a self-flashed skylight?

- Skylight has a wide flange around the whole skylight, typically white or black plastic.
- Plastic flange sticks out on top of shingle at the bottom of the skylight. Most commonly installed with tar/mastics.
- Skylight seals directly to the roof deck (low profile), no curb, no extra flashing is used.
- Interior frame can be wood or plastic.
- **Due to the use of mastic sealants and caulking during installation VELUX does not recommend self-flashed skylights for the Canadian climate.**

### Still not sure?

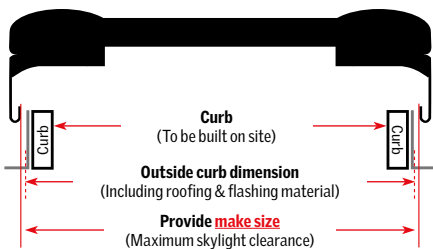
Take some photos and contact your VELUX Representative for advice, **1 800-888-3589** or by email [velux-cdn@velux.com](mailto:velux-cdn@velux.com)

# Measuring Existing Skylights



Class

## How to measure existing skylights on the roof



### Curb Mounted

Measure flashed curb, not the skylight. Any required tolerance must be built into the order dimension. This is your maximum skylight clearance (MSC). If roof is too steep you can also use finished drywall dimensions as a guide.

See page 29 for MSC guidelines.

### Deck Mounted

Measure finished interior W x H, and add +1" to account for drywall on all sides. This will be equal to your rough opening dimension.


### Self-flashed

Measure finished interior W x H, and add +1" to account for drywall on all sides. This will be equal to your rough opening dimension.

Replace with a Deck Mounted Skylight. See pages 15-22.

# Choosing the Right Skylight Glass

**VELUX** is Canada's leading manufacturer with the most Energy Star certified skylights as verified by Natural Resources Canada



## Local Building Code




Ensuring your skylight meets your **local building code** is most important when choosing the right glass. Laminated glass is required to meet most building codes in Canada for overhead skylights. Please check with your local building code.

## Energy Skylight Series

For customers interested in energy efficiency, VELUX has the widest selection of in stock Energy Glass options. VELUX offers Energy Star certified skylights and the VELUX Energy Series, delivering the most energy efficient glass options in the industry.

## VELUX Glass

VELUX glass has an advanced triple Low-E protective coating, dual sealed and injected with Argon gas that provides maximum daylight and heat control for year-round comfort and energy savings. All glass offers some degree of protection from heat loss & gain, fading and sound.

	Made for <b>Comfort</b>	Made for <b>Better Comfort</b>		
Glass	<b>Basic Comfort: Tempered Glass (FCM Skylights)</b>	<b>CleanComfortPlus: Laminated Glass</b>	<b>Energy i89: Laminated Glass</b>	<b>Triple pane laminated</b>
	05	04 	89 	29 
Benefits	<ul style="list-style-type: none"> <li>Exterior and interior tempered pane ideal for in-reach skylights.</li> <li>Advanced triple Low-E protective coating and Argon gas filled.</li> </ul>	<ul style="list-style-type: none"> <li>Exterior tempered glass with Neat® coating for a Clean, Quiet and Safe glass.</li> <li>Interior laminated pane for added safety, efficiency, and UV protection.</li> <li>10-year hail warranty.</li> <li>Advanced triple Low-E protective coating and Argon gas filled.</li> </ul>	<ul style="list-style-type: none"> <li>Maximum energy efficiency and thermal performance.</li> <li>Interior laminated pane has Low-E coatings applied on two surfaces for enhanced energy efficiency.</li> <li>Exterior tempered pane has Neat® coating for a Clean, Quiet and Safe glass.</li> <li>10-year hail warranty.</li> <li>Advanced triple Low-E protective coating and Argon gas filled.</li> <li><b>Meets Vancouver building code.</b></li> </ul>	<ul style="list-style-type: none"> <li>Exterior 2 panes are tempered glass.</li> <li>Inner pane is laminated glass.</li> <li>Exterior tempered glass with Neat® coating for a Clean, Quiet and Safe glass.</li> <li>10-year hail warranty.</li> <li>Advanced triple Low-E protective coating and Argon gas filled.</li> <li><b>FCM meets Vancouver building code</b></li> </ul>

■ Laminated glass (04 code) is required to meet most building codes in overhead applications.

 VELUX Recommended

## Benefits of Laminated Glass with Neat® coating

Silicon dioxide makes Neat® glass a smoother surface allowing for water to disperse evenly and evaporate quickly reducing water spots.

See page 42 for more information on glazing, technical specifications, and ENERGY STAR®



Laminated glass with Neat® coating (04/29 codes)

Tempered glass (05/30 codes)



### Clean

Neat® coating smooths glass surface dispersing water evenly, removing dirt quickly and reduce water spots.



### Safe

Laminated layer prevents glass from shattering into pieces when cracked.



### Quiet

Reduce outside noise by up to 25% more than standard double pane glass and up to 50% more than a plastic dome skylight.



### Hail warranty\*

10-year hail warranty on laminated glass with Neat® coating on cracking or breakage due to hail.



### VELUX inside information

Plastic skylights are poorly insulated and not recommended for Canadian residential applications.

## Made for Energy Experience

Triple pane	Triple pane laminated (Deck Mounted Roof Window)	ComfortPlus (Flat Roof Skylights)	Triple pane (Flat Roof Skylights)	VMS - VELUX Modular Skylights
30 	66 	73 	25 	
<ul style="list-style-type: none"> <li>• 3 layers of tempered safety glass.</li> <li>• Protects against fade-causing UV rays.</li> <li>• High energy efficiency and thermal performance.</li> <li>• 10-year hail warranty.</li> <li>• Advanced triple Low-E protective coating and Argon gas filled.</li> </ul>	<ul style="list-style-type: none"> <li>• Exterior 2 panes are heat strengthened and toughened float glass.</li> <li>• Sound insulating laminate on inner pane.</li> <li>• Two internal surfaces with extra heat insulation coatings.</li> <li>• Argon gas filled.</li> <li>• Easy to clean and anti-dew coatings on exterior surface.</li> <li>• <b>Meets Vancouver building code.</b></li> </ul>	<ul style="list-style-type: none"> <li>• Double pane.</li> <li>• Inner glass pane, laminated with 2 x 3 mm float glass.</li> <li>• Low-E on inner pane.</li> <li>• Outer pane is 4 mm float glass.</li> <li>• Argon gas filled.</li> </ul>	<ul style="list-style-type: none"> <li>• Triple pane.</li> <li>• Insulated glass unit with inner laminated glass pane for safety.</li> <li>• Unique window construction with a slim frame and invisible sash.</li> <li>• Low-E on inner pane.</li> <li>• Argon gas filled.</li> </ul>	<ul style="list-style-type: none"> <li>• Double pane with Low-E or Sun1 coatings available.</li> <li>• Triple pane with Low-E on two surfaces or Low-E and Sun1 each on a surface available.</li> <li>• 6-8mm toughened outer pane.</li> <li>• Argon gas between panes.</li> <li>• 2x 3mm or 2x 5 mm laminated inner pane (thicker panes for module heights above 2400 mm).</li> <li>• <b>Contact VELUX or your sales rep for more information.</b></li> </ul>




VELUX Energy Series




Other glazings available call VELUX for more information. \*Hail warranty is subject to certain conditions.

# Choosing the Right Flashing

An essential component to our **No Leak** Skylight system is the flashing. There are different flashing kits designed to work with all types of roofs. This is a quick guide to order the right flashing kit depending on the roofing material.



Any roof less than 2:12 or 10° call VELUX for solutions



## Deck Mounted Skylights

(Same for roof windows, variant will be different call VELUX for assistance)

Roofing material	Roof pitch	Flashing kit required
Asphalt shingles	3:12+   14°+	EDL
Cedar shingles (machine cut)	3:12+   14°+	EDL + extra steps (ZZZ 200)
Slate	3:12+   14°+	EDL + bag of nails (790157)
Metal shingles & shakes	3:12 +   14°+	EDW
Cedar shakes (hand split) greater than ¾"	3:12+   14°+	EDW
Metal continuous rib/corrugated	3:12+   14°+	EDW
Tiles - Spanish/clay, concrete or metal, etc.	3:12+   14°+	EDW
Metal - flat and rib (panels) minimum ¾" flat section between corrugation	3:12+   14°+	EDM
Asphalt shingles on low slope	Less than 3:12   0° - 14°	ECB - Build a curb, call VELUX for more details
Rubber roofing, membrane eg. TPO, EPDM	Less than 3:12   0° - 14°	ECB - Build a curb, call VELUX for more details
Torch on/tar and gravel	0 to 3:12   0° - 14°	ECB - Build a curb, call VELUX for more details
Combi - asphalt, slate, and cedar shingles	3:12 +   14°+	EKL - Call VELUX for details
Combi - metal shingles, cedar shakes – metal continuous rib/corrugated/Spanish/clay, concrete	3:12 +   14°+	EKW - Call VELUX for details

## Curb Mounted Skylights

Roofing material	Roof pitch	Flashing kit required
Asphalt shingles	2:12 to 20:12   10° - 60°	ECL
Cedar shingles (machine cut)	2:12 to 20:12   10° - 60°	ECL
Cedar shakes (hand split) greater than ¾"	3:12 to 20:12   14° - 60°	ECW
Tiles - Spanish, concrete	3:12 to 20:12   14° - 60°	ECW
Metal - any type	3:12 to 20:12   14° - 60°	Call VELUX for details
Rubber roofing, membrane eg. TPO, EPDM	Less than 3:12   0° - 14°	Call VELUX for details

# Industry Leading Deck Seal Technology


## It's not just any Skylight, it's a **VELUX!**

VELUX's **3 patented layers** of water protection works seamlessly with a variety of roofing material, shedding water naturally without the use of "wet seals" to provide the most durable protection against the Canadian climate. At VELUX our products endure rigorous testing to ensure quality and performance in every box.



## The No Leak Skylight™

• No Leak Promise • No Worries



1



2



3

- 1 Deck Seal:** The pre-attached deck seal provides a **leak-proof bond** between the skylight frame and roof.
- 2 Adhesive Underlayment:** The adhesive underlayment provides **secondary water protection** throughout the harshest weather conditions.
- 3 Flashing:** Easy to install engineered flashing is the **primary water protection**.

### Features on all Deck Mounted Skylights

- Low profile for enhanced aesthetics and energy efficiency.
- Integrated gaskets drain condensation to the outside.
- Interior frame is pre-painted white to eliminate the need for a painter.

Deck Mounted

# VSS - Solar Powered "Fresh-air" Skylight

The **No Leak** Deck Mounted Skylight



Simple remote



## Key Features

- No wiring required; skylight is fully functional regardless of the time of day.
- Standard with insect screen and simple remote control.
- Acoustic rain sensor to close skylight in inclement weather.
- A pre-attached deck seal provides a tight seal between the frame and roof deck for a quick and easy installation.
- Integrated gaskets drain condensation to the outside.

Sample ordering code without blinds:

<b>VSS</b>	-	<b>C06</b>	-	<b>04</b>
model number (A)		size code (B)		glass code (C)

Sample ordering code for flashing:

<b>EDL</b>	-	<b>C06</b>
flashing code (D)		size code (B)



For more information about Energy Star and performance values see pages 41-43.

## Step 1 & 2: Pick your size & glass



14° - 85°  
3:12 - 137:12

VSS size code	C01	C04	C06	C08	M02	M04	M06	M08	S01	S06	
Rough opening/Finished framing (W" x H")	21 x 26 7/8	21 x 37 7/8	21 x 45 3/4	21 x 54 7/8	30 1/16 x 30	30 1/16 x 37 7/8	30 1/16 x 45 3/4	30 1/16 x 54 7/8	44 1/4 x 26 7/8	44 1/4 x 45 3/4	
Outside frame (W" x H")	21 1/2 x 27 3/8	21 1/2 x 38 3/8	21 1/2 x 46 1/4	21 1/2 x 54 15/16	30 9/16 x 30 1/2	30 9/16 x 38 3/8	30 9/16 x 46 1/4	30 9/16 x 54 15/16	44 3/4 x 27 3/8	44 3/4 x 46 1/4	
Glass options	Glass code										
CleanComfortPlus	04	<b>1731</b>	<b>1932</b>	<b>2066</b>	<b>2479</b>	<b>2246</b>	<b>2419</b>	<b>2605</b>	<b>2874</b>	<b>2673</b>	<b>3097</b>
Energy i89	89	<b>1781</b>	<b>2002</b>	<b>2151</b>	<b>2579</b>	<b>2325</b>	<b>2518</b>	<b>2725</b>	<b>3016</b>	<b>2777</b>	<b>3271</b>

## Step 3: Pick your flashing - Flashing system required for full warranty

VSS size code	C01	C04	C06	C08	M02	M04	M06	M08	S01	S06	
Flashing systems	Flashing code										
Step flashing* (3:12 minimum roof pitch)	EDL	<b>147</b>		<b>181</b>	<b>181</b>			<b>197</b>			
High profile flashing* (3:12 minimum roof pitch)	EDW	<b>174</b>	<b>178</b>	<b>189</b>	<b>199</b>	<b>194</b>	<b>196</b>	<b>204</b>	<b>206</b>	<b>221</b>	<b>234</b>
Metal roof flashing* (3:12 minimum roof pitch)	EDM	<b>359</b>	<b>412</b>	<b>438</b>	<b>469</b>	<b>420</b>	<b>451</b>	<b>477</b>	<b>525</b>	<b>473</b>	<b>571</b>
Low slope counter flashing** (less than 3:12 roof pitch) - Roofing underlayment not included.	ECB	<b>323</b>			<b>360</b>			<b>388</b>			
Roofing underlayment (12" x 21')	ZOZ 211	<b>31</b>			<b>31</b>			<b>31</b>			

## Step 4: Pick your blind - Free installation on factory installed blinds<sup>§</sup>

Available for all VSS sizes	In stock blind (white only) <sup>‡</sup>	Special order blind colours
Blind options	\$	
Solar powered blind*	<b>467</b>	<b>536</b>

## Step 5: Select your accessories

Additional accessories	Code	\$
VELUX ACTIVE starter kit	KIX 300	<b>412</b>

For blind type and colour codes see page 34.

**KIX 300** - VELUX Active Indoor Climate Control Starter Kit. See page 36 for details.  
Price: **\$412**



\*Includes adhesive underlayment. \*\*Specific curb required for flat or low slope roof. Call VELUX for curb drawing and dimensions. §Factory installation available for in stock blinds only when Skylight and blind are purchased on the same purchase order. ‡Lead time is an additional 3-5 days for factory installed blinds and must be requested when ordered. †Includes simple remote.





# VSE - Electric Venting "Fresh-air" Skylight

The **No Leak** Deck Mounted Skylight



Simple remote

## Key Features

- Includes integrated motor and control system with 20' of standard electrical cable.
- Standard with insect screen and simple remote control.
- Rain sensors to close skylight at first drop of rain.
- A pre-attached deck seal provides a tight seal between the frame and roof deck for a quick and easy installation.
- Integrated gaskets drain condensation to the outside.

Sample ordering code without blinds:

<b>VSE</b>	-	<b>C06</b>	-	<b>04</b>
model number (A)		size code (B)		glass code (C)

Sample ordering code for flashing:

<b>EDL</b>	-	<b>C06</b>
flashing code (D)		size code (B)



For more information about Energy Star and performance values see pages 41-43.

## Step 1 & 2: Pick your size & glass



VSE size code	C01	C04	C06	C08	M04	M06	M08	S01	S06	
Rough opening/Finished framing (W" x H")	21 x 26 7/8"	21 x 37 7/8"	21 x 45 3/4"	21 x 54 7/16"	30 1/16 x 37 7/8"	30 1/16 x 45 3/4"	30 1/16 x 54 7/16"	44 3/4 x 26 7/8"	44 3/4 x 45 3/4"	
Outside frame (W" x H")	21 1/2 x 27 3/8"	21 1/2 x 38 3/8"	21 1/2 x 46 1/4"	21 1/2 x 54 15/16"	30 9/16 x 38 3/8"	30 9/16 x 46 1/4"	30 9/16 x 54 15/16"	44 3/4 x 27 3/8"	44 3/4 x 46 1/4"	
Glass options	Glass code		\$	\$	\$	\$	\$	\$	\$	
CleanComfortPlus	04	<b>1731</b>	<b>1932</b>	<b>2066</b>	<b>2479</b>	<b>2419</b>	<b>2605</b>	<b>2874</b>	<b>2673</b>	<b>3097</b>
Energy i89	89	<b>1781</b>	<b>2002</b>	<b>2151</b>	<b>2579</b>	<b>2518</b>	<b>2725</b>	<b>3016</b>	<b>2777</b>	<b>3271</b>

## Step 3: Pick your flashing - Flashing system required for full warranty

VSE size code	C01	C04	C06	C08	M04	M06	M08	S01	S06	
Flashing systems	Flashing code		\$	\$	\$	\$	\$	\$	\$	
Step flashing* (3:12 minimum roof pitch)	EDL	<b>147</b>		<b>181</b>	<b>181</b>		<b>197</b>			
High profile flashing* (3:12 minimum roof pitch)	EDW	<b>174</b>	<b>178</b>	<b>189</b>	<b>199</b>	<b>196</b>	<b>204</b>	<b>206</b>	<b>221</b>	<b>234</b>
Metal roof flashing* (3:12 minimum roof pitch)	EDM	<b>359</b>	<b>412</b>	<b>438</b>	<b>469</b>	<b>451</b>	<b>477</b>	<b>525</b>	<b>473</b>	<b>571</b>
Low slope counter flashing** (less than 3:12 roof pitch) - Roofing underlayment not included.	ECB	<b>323</b>			<b>360</b>			<b>388</b>		
Roofing underlayment (12" x 21')	ZOZ 211	<b>31</b>			<b>31</b>			<b>31</b>		

## Step 4: Pick your blind - Free installation on factory installed blinds<sup>§</sup>

Available for all VSE sizes	In stock blind (white only)*	Special order blind colours
Blind options	\$	\$
Solar powered blind <sup>†</sup>	<b>467</b>	<b>536</b>

## Step 5: Select your accessories

Additional accessories	Code	\$
Battery backup	KLB 100	<b>354</b>
VELUX ACTIVE starter kit	KIX 300	<b>412</b>



For blind type and colour codes see page 34.

**KIX 300** - VELUX Active Indoor Climate Control Starter Kit. See page 36 for details.

Price: **\$412**



# VS - Manual Venting "Fresh-air" Skylight

The **No Leak** Deck Mounted Skylight



Crank handle included

## Key Features

- Standard with insect screen, operator hook and crank handle.
- A pre-attached deck seal provides a tight seal between the frame and roof deck for a quick and easy installation.
- Integrated gaskets drain condensation to the outside.
- Control rods are available and sold separately for out-of-reach applications.
- Crank handle not included if rod is purchased.



Sample ordering code without blinds:

<b>VS</b>	<b>- C06</b>	<b>- 04</b>
model number (A)	size code (B)	glass code (C)

Sample ordering code for flashing:

<b>EDL</b>	<b>- C06</b>
flashing code (D)	size code (B)



For more information about Energy Star and performance values see pages 41-43.

## Step 1 & 2: Pick your size & glass



VS size code	C01	C04	C06	C08	M02	M04	M06	M08	S01	S06	
Rough opening/Finished framing (W" x H")	21 x 26 7/8	21 x 37 7/8	21 x 45 3/4	21 x 54 1/16	30 1/16 x 30	30 1/16 x 37 7/8	30 1/16 x 45 3/4	30 1/16 x 54 1/16	44 1/4 x 26 7/8	44 1/4 x 45 3/4	
Outside frame (W" x H")	21 1/2 x 27 3/8	21 1/2 x 38 3/8	21 1/2 x 46 1/4	21 1/2 x 54 15/16	30 9/16 x 30 1/2	30 9/16 x 38 3/8	30 9/16 x 46 1/4	30 9/16 x 54 15/16	44 3/4 x 27 3/8	44 3/4 x 46 1/4	
Glass options	Glass code	\$	\$	\$	\$	\$	\$	\$	\$	\$	
CleanComfortPlus	04	<b>804</b>	<b>899</b>	<b>961</b>	<b>1151</b>	<b>1050</b>	<b>1131</b>	<b>1220</b>	<b>1344</b>	<b>1256</b>	<b>1454</b>
Energy i89	89	<b>854</b>	<b>969</b>	<b>1046</b>	<b>1251</b>	<b>1130</b>	<b>1230</b>	<b>1339</b>	<b>1486</b>	<b>1360</b>	<b>1628</b>
Deck mounted roof window size code	Glass code	CK01	CK04	CK06	—	—	MK04	MK06	MK08	SK01	SK06
Rough opening/Finished framing (W" x H")		22 1/8 x 27 1/2	22 1/8 x 39	22 1/8 x 46 7/8	—	—	31 1/4 x 39	31 1/4 x 46 7/8	31 1/4 x 55 1/2	45 3/8 x 27 1/2	45 3/8 x 46 7/8
GGL - Triple pane laminated	66	<b>593</b>	<b>647</b>	<b>674</b>	—	—	<b>761</b>	<b>809</b>	<b>887</b>	<b>906</b>	<b>1004</b>

See page 20 to order GGL Triple pane and review product information, insect screen options, flashing kit and additional sizes.

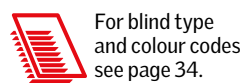
## Step 3: Pick your flashing - Flashing system required for full warranty

VS size code	C01	C04	C06	C08	M02	M04	M06	M08	S01	S06	
Flashing systems	Flashing code	\$	\$	\$	\$	\$	\$	\$	\$	\$	
Step flashing* (3:12 minimum roof pitch)	EDL	<b>147</b>			<b>181</b>	<b>181</b>			<b>197</b>		
High profile flashing* (3:12 minimum roof pitch)	EDW	<b>174</b>	<b>178</b>	<b>189</b>	<b>199</b>	<b>194</b>	<b>196</b>	<b>204</b>	<b>206</b>	<b>221</b>	<b>234</b>
Metal roof flashing* (3:12 minimum roof pitch)	EDM	<b>359</b>	<b>412</b>	<b>438</b>	<b>469</b>	<b>420</b>	<b>451</b>	<b>477</b>	<b>525</b>	<b>473</b>	<b>571</b>
Low slope counter flashing** (less than 3:12 roof pitch) - Roofing underlayment not included.	ECB	<b>323</b>			<b>360</b>			<b>388</b>			
Roofing underlayment (12" x 21')	Z0Z 211	<b>31</b>			<b>31</b>			<b>31</b>			

See page 20 for GGL flashing options. If no flashing is purchased for GGL a ZWC is required for proper installation.

## Step 4: Pick your blind - Free installation on factory installed blinds<sup>5</sup>

Available for all VS sizes	In stock blind (white only) <sup>†</sup>	Special order blind colours
Blind options	\$	\$
Solar powered blind <sup>††</sup>	<b>467</b>	<b>536</b>



## Step 5: Select your accessories

Additional accessories	Code	\$
6'-10' Telescopic rod	ZCT 300	<b>70</b>
Angle adaptors	ZZZ 203	<b>49</b>
2' Manual rod	Z0Z 032	<b>45</b>
3' Rod extension	ZCT 100	<b>21</b>
VS replacement handle	ZZZ 201	<b>12</b>
VS replacement hook	ZZZ 202	<b>21</b>

\*Includes adhesive underlayment. \*\*Specific curb required for flat or low slope roof. Call VELUX for curb drawing and dimensions. †Includes simple remote. ††Control rod required for out-of-reach operation, see optional accessories on page 37. \$Factory installation available for in stock blinds only when Skylight and blind are purchased on the same purchase order. ‡Lead time is an additional 3-5 days for factory installed blinds and must be requested when ordered.



# FS - Fixed Skylight

## The No Leak Deck Mounted Skylight



### Key Features

- Ideal for visually expanding areas and delivering abundant natural light.
- Stain-grade wood frame available as a special order. Call for pricing and availability.
- A pre-attached deck seal provides a tight seal between the frame and roof deck for a quick and easy installation.
- Integrated gaskets drain condensation to the outside.



Sample ordering code without blinds:

<b>FS</b>	<b>-</b>	<b>C06</b>	<b>-</b>	<b>04</b>
model number (A)		size code (B)		glass code (C)

Sample ordering code for flashing:

<b>EDL</b>	<b>-</b>	<b>C06</b>
flashing code (D)		size code (B)



For more information about Energy Star and performance values see pages 41-43.

### Step 1 & 2: Pick your size & glass



14° - 85°  
3:12 - 137:12



FS size code	A06	C01	C04	C06	C08	C12	D26	D06	M02	M04	M06	M08	S01	S06	
Rough opening/Finished framing (W" x H")	14 1/2 x 45 3/4	21 x 26 3/8	21 x 37 3/8	21 x 45 3/4	21 x 54 7/16	21 x 70 1/4	22 1/2 x 22 15/16	22 1/2 x 45 3/4	30 1/8 x 30	30 1/8 x 37 3/8	30 1/8 x 45 3/4	30 1/8 x 54 7/16	44 1/4 x 26 3/8	44 1/4 x 45 3/4	
Outside frame (W" x H")	15 1/4 x 46 1/4	21 1/2 x 27 3/8	21 1/2 x 38 3/8	21 1/2 x 46 1/4	21 1/2 x 54 15/16	21 1/2 x 70 3/4	23 1/4 x 23 3/16	23 1/4 x 46 1/4	30 3/8 x 30 1/2	30 3/8 x 38 3/8	30 3/8 x 46 1/4	30 3/8 x 54 15/16	44 3/4 x 27 3/8	44 3/4 x 46 1/4	
Overhead glass options	Glass code	\$	\$	\$	\$	\$	\$	\$	\$	\$	\$	\$	\$	\$	
CleanComfortPlus	04	434	411	455	482	576	691	438	500	534	572	614	675	637	731
Energy i89	89	524	460	526	567	677	819	506	627	613	671	733	817	741	905

Work with 24" on centre roof truss.

Deck mounted roof window size code	—	CK01	CK04	CK06	—	—	—	—	—	—	MK04	MK06	MK08	SK01	SK06
Rough opening/Finished framing (W" x H")	—	22 1/8 x 27 1/2	22 1/8 x 39	22 1/8 x 46 7/8	—	—	—	—	—	—	31 1/4 x 39	31 1/4 x 46 7/8	31 1/4 x 55 1/2	45 3/8 x 27 1/2	45 3/8 x 46 7/8
GGL - Triple pane laminated	66	—	593	647	674	—	—	—	—	—	761	809	887	906	1004

See page 20 to order GGL Triple pane and review product information, flashing kit and additional sizes.

### Step 3: Pick your flashing - Flashing system required for full warranty

FS size code	A06	C01	C04	C06	C08	C12	D26	D06	M02	M04	M06	M08	S01	S06	
Flashing systems	Flashing code	\$	\$	\$	\$	\$	\$	\$	\$	\$	\$	\$	\$	\$	
Step flashing* (3:12 minimum roof pitch)	EDL	148	147			181		147		181			197		
High profile flashing* (3:12 minimum roof pitch)	EDW	N/A	174	178	189	199	210	214		194	196	204	206	221	234
Metal roof flashing* (3:12 minimum roof pitch)	EDM	429	359	412	438	469	525	372	438	420	451	477	525	473	571
Low slope counter flashing** (less than 3:12 roof pitch) - Roofing underlayment not included.	ECB	N/A	323			N/A		N/A		360			388		
Roofing underlayment (12" x 21")*	ZOZ 211	31	31			31		31		31			31		

See page 20 for GGL flashing options. If no flashing is purchased for GGL a ZWC is required for proper installation.

### Step 4: Pick your blind - Free installation on factory installed blinds<sup>§</sup>

	In stock blind (white only) <sup>‡</sup>	Special order blind colours	Model C12
Blind options	\$	\$	\$
Solar powered blind <sup>†</sup>	467	536	536
Manual blind <sup>††</sup>	218	287	287

Request **FREE** factory installation of white blind when skylight and blind are purchased together



\*Includes adhesive underlayment. \*\*Specific curb required for flat or low slope roof. Call VELUX for curb drawing and dimensions. †Includes simple remote. ††Control rod required for out-of-reach operation, see optional accessories on page 37. §Factory installation available for in stock blinds only when Skylight and blind are purchased on the same purchase order. ‡Lead time is an additional 3-5 days for factory installed blinds and must be requested when ordered. ¶ Limited Quantities.

# Deck Mounted Roof Windows

European Design **made for Canada**

## GGL - Centre pivot roof window



## GPL - Top hinged roof window



The **VELUX Energy Series** are the most energy efficient skylights on the market

Also suitable for roof pitches between 55° and 75° with special springs. Please specify when ordering.

### Features

- Frame is pine wood, pre-painted white.
- The window swivels 180° in its frame for easy and safe cleaning.
- Ventilation flap opens for limited ventilation.
- Optional insect screen and blinds available.
- Also available in polyurethane or varnished pine. Call for pricing and ETA.
- Flashing and underlayment sold separately.
- **Offered in Triple Pane for enhanced energy efficiency.**

### Features

- Frame is pine wood, pre-painted white.
- Opens to a 45° angle to satisfy Egress requirements for emergency escape (check local building code).
- The window swivels 180° in its frame for easy and safe cleaning.
- Ventilation flap opens for limited ventilation.
- Optional insect screen and blinds available.
- Also available in polyurethane or varnished pine. Call for pricing and ETA.
- Flashing and underlayment sold separately.
- Also suitable for roof pitches 55°-75° with special springs. Call for details and specify on order.
- **Offered in Triple Pane for enhanced energy efficiency.**

## Step 1: Pick your model size - Contact VELUX for additional Deck Mounted Roof Window sizes

Size code	CK01	CK04	CK06	FK06	MK04	MK06	MK08	PK10	SK01	SK06	UK04	UK08		
Rough opening (W" x H")	22 <sup>1</sup> / <sub>8</sub> x 27 <sup>1</sup> / <sub>2</sub>	22 <sup>1</sup> / <sub>8</sub> x 39	22 <sup>1</sup> / <sub>8</sub> x 46 <sup>7</sup> / <sub>8</sub>	26 <sup>1</sup> / <sub>2</sub> x 46 <sup>7</sup> / <sub>8</sub>	31 <sup>1</sup> / <sub>4</sub> x 39	31 <sup>1</sup> / <sub>4</sub> x 46 <sup>7</sup> / <sub>8</sub>	31 <sup>1</sup> / <sub>4</sub> x 55 <sup>1</sup> / <sub>2</sub>	37 <sup>5</sup> / <sub>8</sub> x 63 <sup>1</sup> / <sub>2</sub>	45 <sup>3</sup> / <sub>8</sub> x 27 <sup>1</sup> / <sub>2</sub>	45 <sup>3</sup> / <sub>8</sub> x 46 <sup>7</sup> / <sub>8</sub>	53 <sup>1</sup> / <sub>4</sub> x 39	53 <sup>1</sup> / <sub>4</sub> x 55 <sup>1</sup> / <sub>2</sub>		
Outside frame (W" x H")	21 <sup>5</sup> / <sub>8</sub> x 27 <sup>1</sup> / <sub>2</sub>	21 <sup>5</sup> / <sub>8</sub> x 38 <sup>1</sup> / <sub>2</sub>	21 <sup>5</sup> / <sub>8</sub> x 46 <sup>3</sup> / <sub>8</sub>	26x 46 <sup>3</sup> / <sub>8</sub>	30 <sup>5</sup> / <sub>8</sub> x 38 <sup>1</sup> / <sub>2</sub>	30 <sup>5</sup> / <sub>8</sub> x 46 <sup>5</sup> / <sub>8</sub>	30 <sup>5</sup> / <sub>8</sub> x 55 <sup>1</sup> / <sub>8</sub>	37 <sup>1</sup> / <sub>8</sub> x 63	44 <sup>7</sup> / <sub>8</sub> x 27 <sup>1</sup> / <sub>2</sub>	44 <sup>7</sup> / <sub>8</sub> x 46 <sup>3</sup> / <sub>8</sub>	52 <sup>3</sup> / <sub>4</sub> x 38 <sup>1</sup> / <sub>2</sub>	52 <sup>3</sup> / <sub>4</sub> x 55 <sup>1</sup> / <sub>2</sub>		
Model	Glass option	Glass code	\$	\$	\$	\$	\$	\$	\$	\$	\$	\$		
GGL - Centre pivot	Triple Pane Laminated	66	593	647	674	803	761	809	887	1107	906	1004	868	1178
GPL - Top hinged	Triple Pane Laminated	66	N/A	854	891	1061	1004	1070	1178	1481	N/A	1331	1142	1570

## Step 2: Pick your flashing - Flashing system required for full warranty. Some cladding is included with flashing kit.

Size code	CK01	CK04	CK06	FK06	MK04	MK06	MK08	PK10	SK01	SK06	UK04	UK08	
Flashing systems	Flashing code												
Step flashing (underlayment sold separately)	EDL	130	142	142	176	159	159	170	256	166	172	217	243
High profile flashing (underlayment sold separately)	EDW	158	162	172	214	178	185	188	359	201	213	263	327
Metal roof flashing** (3:12 roof pitch)	EDM	401	454	480	N/A	493	519	567	N/A	515	613	N/A	N/A
Roofing underlayment (12" x 21")*	ZOZ 211		31		31		31		31		31		31 <sup>†</sup>
Cladding pieces~ (Call for ETA)	ZWC		42		42		42		42		42		42

## Step 3: Pick your blind

Available for all GGL and GPL sizes		In stock blind (white only) <sup>†</sup>				Special order blind colours			
Blind options	Blind code	\$				\$			
Solar room darkening - double pleated	Special FSCH	536 (4-6 week lead time)				536 (4-6 week lead time)			
Solar light filtering - single pleated	Special FSLH	536 (4-6 week lead time)				536 (4-6 week lead time)			
Manual venetian blind - white	PAL	218				287			
Manual light filtering blind - single pleated	FHL	218				287			
Manual room darkening - double pleated	FHC	218				287			
Manual duo blinds beige/white	DFD	305				374			

## Optional accessories

Size code	CK01	CK04	CK06	FK06	MK04	MK06	MK08	PK10	SK01	SK06	UK04	UK08
Options	Code											
Exterior awning charcoal cloth	MHL	218		218		218		218		218		218
Retractable insect screen <sup>†</sup>	ZIL	218		218		218		218		218		218
Telescopic Rod 3'-6" GGL Roof Window	ZCT 200K	61		61		61		61		61		61

\*1-2 required per Roof Window. \*\*Includes adhesive underlayment. † Insect screens are mounted on the drywall and not on the window frame, two screens needed if kneewall structure. ‡ Recommended to purchase two ZOZ 211 per skylight. ~ If flashing kit is not needed you must order the ZWC cladding pieces to complete skylight installation. Call VELUX for varnished pine frame option or combi flashing.



# Deck Mounted Roof Windows

European Design **made for Canada**

## GXL - Roof access window



### Features

- Frame is pine wood, pre-painted white.
- Easy roof access for roof repairs, maintenance, emergency and Egress.
- Can be installed as left hinged or right hinged roof access and window.
- Locking device that keeps sash in open position and ventilation flap.
- Optional insect screen and blinds available.
- Also available in varnished pine. Call for pricing and ETA.
- Flashing and underlayment sold separately.
- **Offered in Triple Pane for enhanced energy efficiency.**

### Step 1: Pick your size & glass

GXL size code	FK06	
Rough opening (W" x H")	26 1/2 x 46 7/8	
Outside frame (W" x H")	26 x 46 3/8	
Glass option	Glass code	\$
Triple Pane Laminated	66	<b>1319</b>

### Step 2: Pick your flashing - Flashing system required for full warranty. Some cladding is included with flashing kit.

GXL size code	FK06	
Flashing systems	Flashing code	\$
Step flashing (underlayment sold separately)	EDL	<b>176</b>
High profile flashing (underlayment sold separately)	EDW	<b>214</b>
Roofing underlayment (12" x 21")*	ZOZ 211	<b>31†</b>
Cladding pieces ~ (Call for ETA)	ZWC	<b>42</b>

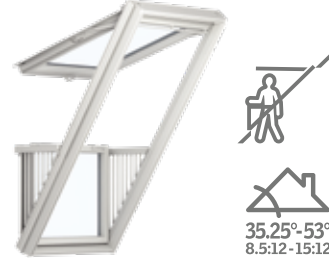
### Step 3: Pick your blind

GXL size code	FK06	
Blind options	Blind code	\$
Solar room darkening - double pleated	Special FSCH	<b>536</b>
Solar light filtering - single pleated	Special FSLH	<b>536</b>
Manual venetian blind - white	PAL	<b>218</b>
Manual light filtering blind - single pleated	FHL	<b>218</b>
Manual room darkening - double pleated	FHC	<b>218</b>
Manual duo blinds beige/white	DFD	<b>305</b>

### Optional accessories

GXL size code	FK06	
Options	Code	\$
Exterior awning charcoal cloth	MHL	<b>218</b>
Retractable insect screen†	ZIL	<b>218</b>

## GDL - Cabrio balcony roof window



### Features

- Dual-sash operation: Top opens for ventilation and bottom opens outward to create a balcony. Ventilation flap included.
- Top sash rotates inward for easy glass cleaning from inside.
- Optional insect screen and blinds.
- Pine frame comes pre-painted white.
- Also available in varnished pine. Call for pricing and ETA.
- Flashing and underlayment sold separately.
- **Offered in Triple Pane for enhanced energy efficiency.**

### Step 1: Pick your size

GDL size code	MK19	PK19	SK19	
Rough opening (W" x H")	31 1/4 x 99 3/4	37 5/8 x 99 3/4	45 3/8 x 99 3/4	
Outside frame (W" x H")	30 3/8 x 99 1/4	37 1/8 x 99 1/4	44 7/8 x 99 1/4	
Glass option	Glass code	\$	\$	\$
Triple Pane Laminated	66	<b>4440</b>	<b>5601</b>	<b>6778</b>

### Step 2: Pick your flashing - Flashing system required for full warranty. Some cladding is included with flashing kit.

GDL size code	MK19	PK19	SK19	
Flashing systems	Flashing code	\$	\$	\$
Step flashing (underlayment sold separately)	EDL	<b>254</b>	<b>291</b>	<b>297</b>
High profile flashing (underlayment sold separately)	EDW	<b>368</b>	<b>387</b>	<b>394</b>
Roofing underlayment (12" x 21")*	ZOZ 211	<b>31†</b>	<b>31†</b>	<b>31†</b>
Cladding pieces ~ (Call for ETA)	ZWC	<b>42</b>	<b>42</b>	<b>42</b>

### Step 3: Pick your blind

GDL size code	MK19	PK19	SK19	
Blind options	Blind code	\$	\$	\$
Manual venetian blind - white	PAL	<b>436</b>	<b>436</b>	<b>436</b>
Manual light filtering blind - single pleated	FHL	<b>436</b>	<b>436</b>	<b>436</b>
Manual room darkening - double pleated	FHC	<b>436</b>	<b>436</b>	<b>436</b>
Manual duo blinds beige/white	DFD	<b>610</b>	<b>610</b>	<b>610</b>

### Optional accessories

GDL size code	MK19	PK19	SK19	
Options	Code	\$	\$	\$
Exterior awning charcoal cloth	MHL	<b>436</b>	<b>436</b>	<b>436</b>
Retractable insect screen†	ZIL	<b>436</b>	<b>436</b>	<b>436</b>

\*Underlayment sold separately; 1-2 required per Roof Window. †Two screens needed if kneewall. ‡Recommended to purchase two ZOZ 211 per skylight. ~ If flashing kit is not needed you must order the ZWC cladding pieces to complete skylight installation. Contact VELUX for additional Roof Window sizes, varnished wood frame option or combi flashing.

# VELUX Combination System - Deck Mounted Skylights and Roof Windows Only

VELUX Combination System can be used to install multiple **deck mounted skylights or deck mounted roof windows** in groups for a large dramatic installation. For deck mounted roof window combination solutions please call VELUX.

## Features

Type EKL works with groupings on low-profile roofing materials such as shingles and shakes for dramatic multiple unit installations.

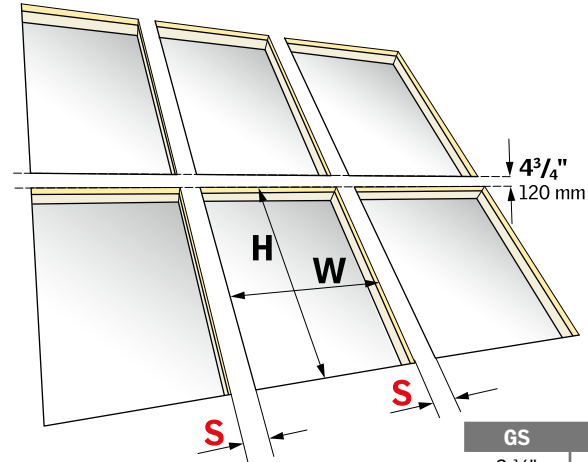
**For other roofing material please contact VELUX directly.**

- Must specify vertical gutter spacing when ordering. May be from 2.5" to 12" in ½" increments. Combination systems with gutters 4.5" or wider have additional charges. Horizontal gutter is 4". Call VELUX for more combination system options and pricing.
- Only the 2.5", 3", 3.5" and 4" gutters for type EKL are stocked; all other widths are special order and requires a 4-5 week lead time.
- Many other combinations can be made beyond what is listed in the pricing chart. Call VELUX for more information.

**Note:** Gutter size (GS) = frame to frame.

**Note:** For framing dimensions see installation instructions.

## Gutter order guide



GS	S
2 ½"	3"
3"	3 ½"
3 ½"	4"
4"	4 ½"

**GS** = Gutter size to order  
**S** = Rough opening to Rough opening  
 For more gutter sizes please call VELUX.

Pricing for most common deck mounted combination systems. Call VELUX for more options.

Size code	C01	C04	C06	C08	C12	M02	M04	M06	M08	S01	S06
Rough opening/Finished framing (W" x H")	21 x 26 ⅞	21 x 37 ⅞	21 x 45 ¾	21 x 54 ⅞	21 x 70 ¼	30 ⅞ x 30	30 ⅞ x 37 ⅞	30 ⅞ x 45 ¾	30 ⅞ x 54 ⅞	44 ¼ x 26 ⅞	44 ¼ x 45 ¾
Outside frame (W" x H")	21 ½ x 27 ⅞	21 ½ x 38 ⅞	21 ½ x 46 ¼	21 ½ x 54 ⅞	21 ½ x 70 ¼	30 ⅞ x 30 ½	30 ⅞ x 38 ⅞	30 ⅞ x 46 ¼	30 ⅞ x 54 ⅞	44 ¾ x 27 ⅞	44 ¾ x 46 ¼
1 wide by 2 high flashing configuration	\$	\$	\$	\$	\$	\$	\$	\$	\$	\$	\$
EKL Low profile	<b>351</b>	<b>351</b>	<b>351</b>	<b>416</b>	<b>416</b>	<b>403</b>	<b>403</b>	<b>403</b>	<b>403</b>	<b>452</b>	<b>452</b>
1 wide by 3 high flashing configuration	\$	\$	\$	\$	\$	\$	\$	\$	\$	\$	\$
EKL Low profile	<b>555</b>	<b>555</b>	<b>555</b>	<b>620</b>	<b>651</b>	<b>625</b>	<b>625</b>	<b>625</b>	<b>625</b>	<b>707</b>	<b>707</b>
2 wide by 1 high flashing configuration	\$	\$	\$	\$	\$	\$	\$	\$	\$	\$	\$
EKL Low profile	<b>373</b>	<b>373</b>	<b>373</b>	<b>425</b>	<b>425</b>	<b>397</b>	<b>397</b>	<b>397</b>	<b>397</b>	<b>439</b>	<b>439</b>
3 wide by 1 high flashing configuration	\$	\$	\$	\$	\$	\$	\$	\$	\$	\$	\$
EKL Low profile	<b>593</b>	<b>593</b>	<b>593</b>	<b>645</b>	<b>645</b>	<b>627</b>	<b>627</b>	<b>627</b>	<b>627</b>	<b>688</b>	<b>688</b>
2 wide by 2 high flashing configuration	\$	\$	\$	\$	\$	\$	\$	\$	\$	\$	\$
EKL Low profile	<b>848</b>	<b>848</b>	<b>848</b>	<b>900</b>	<b>931</b>	<b>906</b>	<b>906</b>	<b>906</b>	<b>906</b>	<b>1006</b>	<b>1006</b>
2 wide by 3 high flashing configuration	\$	\$	\$	\$	\$	\$	\$	\$	\$	\$	\$
EKL Low profile	<b>1323</b>	<b>1323</b>	<b>1323</b>	<b>1406</b>	<b>1437</b>	<b>1415</b>	<b>1415</b>	<b>1415</b>	<b>1415</b>	<b>1573</b>	<b>1573</b>
3 wide by 2 high flashing configuration	\$	\$	\$	\$	\$	\$	\$	\$	\$	\$	\$
EKL Low profile	<b>1326</b>	<b>1326</b>	<b>1326</b>	<b>1378</b>	<b>1409</b>	<b>1408</b>	<b>1408</b>	<b>1408</b>	<b>1408</b>	<b>1551</b>	<b>1551</b>

202 211 Adhesive underlayment included with EKL, but required for EKW. One (1) box per skylight, \$29 each. (12" x 21") Combi-flashings are not available for models FCM, VCM, VCE, VCS or truss series. Combi-flashings are available for Roof Windows. Call VELUX for details.

# Industry Leading Curb Seal Technology

## It's not just any Skylight, it's a **VELUX!**

VELUX's **3 patented layers** of water protection works seamlessly with a variety of roofing material, shedding water naturally without the use of "wet seals" to provide the most durable protection against the Canadian climate. At VELUX our products endure rigorous testing to ensure quality and performance in every box.



## The No Leak Skylight™

• No Leak Promise • No Worries



1



2



3

- 1 Gasket:** The pre-attached curb gasket provides an **airtight and caulking-free seal** between the site-built curb and the skylight.
- 2 Adhesive Underlayment:** The adhesive underlayment provides **secondary water protection** throughout the harshest weather conditions.
- 3 Flashing:** Easy to install engineered flashing is the **primary water protection**.

### Features on all Curb Mounted Skylights

- Superior corner key design eliminates exposed fasteners for improved weather performance and aesthetics.
- Venting models have interior finished white frame to sit on site-built curb.
- Exterior fastening eliminates the need to enter the home during installation.

# VCS - Solar Powered "Fresh-air" Skylight

The **No Leak** Curb Mounted Skylight



Simple remote



## Key Features

- No wiring required; skylight is fully functional regardless of the time of day.
- Standard with insect screen and simple remote control.
- Acoustic rain sensor to close skylight in inclement weather.
- Superior corner key design eliminates exposed fasteners for improved weather performance and aesthetics.
- Closed cell foam gasket seals the skylight to the curb preventing water and air infiltration. No need for wet seals i.e. caulking.
- **VELUX recommends a 5° slope for water drainage when installing on a flat roof.**

Sample ordering code without blinds:

<b>VCS</b>	-	<b>2246</b>	-	<b>04</b>
model number (A)		size code (B)		glass code (C)

Sample ordering code for flashing:

<b>ECL</b>	-	<b>2246</b>
flashing code (D)		size code (B)



For more information about Energy Star and performance values see pages 41-43.

## Step 1 & 2: Pick your size & glass



**NOTE:** If condensation and humidity are a concern, install above 14°.

VCS size code	2222	2234	2246	3030	3046	3434	4622	4646	
Inside curb/rough opening (W" x H")	22 ½ x 22 ½	22 ½ x 34 ½	22 ½ x 46 ½	30 ½ x 30 ½	30 ½ x 46 ½	34 ½ x 34 ½	46 ½ x 22 ½	46 ½ x 46 ½	
Outside curb (W" x H")	25 ½ x 25 ½	25 ½ x 37 ½	25 ½ x 49 ½	33 ½ x 33 ½	33 ½ x 49 ½	37 ½ x 37 ½	49 ½ x 25 ½	49 ½ x 49 ½	
Maximum Skylight Clearance (W" x H")	26 ¾ x 26 ¾	26 ¾ x 38 ¾	26 ¾ x 50 ¾	34 ¾ x 34 ¾	34 ¾ x 50 ¾	38 ¾ x 38 ¾	50 ¾ x 26 ¾	50 ¾ x 50 ¾	
Glass options	Glass code	\$	\$	\$	\$	\$	\$	\$	
CleanComfortPlus	04	<b>1572</b>	<b>1756</b>	<b>1878</b>	<b>2041</b>	<b>2368</b>	<b>2205</b>	<b>1878</b>	<b>2815</b>
Energy i89	89	<b>CALL</b>	<b>CALL</b>	<b>CALL</b>	<b>CALL</b>	<b>CALL</b>	<b>CALL</b>	<b>CALL</b>	<b>CALL</b>

## Step 3: Pick your flashing

VCS size code		2222	2234	2246	3030	3046	3434	4622	4646
Flashing systems	Flashing code	\$	\$	\$	\$	\$	\$	\$	\$
Step flashing (10° - 60° roof pitch)*	ECL		<b>119</b>		<b>144</b>	<b>146</b>		<b>151</b>	
High profile flashing (14° - 60° roof pitch)	ECW		<b>281</b>		<b>337</b>	<b>358</b>		<b>396</b>	
Roofing underlayment (12"x21")	ZOZ 211		<b>31</b>		<b>31</b>	<b>31</b>	<b>31</b>	<b>31</b>	<b>31**</b>
Extra step pieces (11 pieces)	ZZZ 200C		<b>31</b>		<b>31</b>	<b>31</b>		<b>31</b>	

## Step 4: Pick your blind - Free installation on factory installed blinds<sup>§</sup>

Available for all VCS sizes	In stock blind (white only)*	Special order blind colours
Blind options	\$	\$
Solar powered blind <sup>†</sup>	<b>467</b>	<b>536</b>

## Step 5: Select your accessories

Additional accessories	Code	\$
VELUX ACTIVE starter kit	KIX 300	<b>412</b>

For blind type and colour codes see page 34.

**KIX 300** - VELUX Active Indoor Climate Control Starter Kit. See page 36 for details.  
Price: **\$412**



\*One (1) adhesive underlayment ZOZ 211 required per skylight, not included in ECL flashing kit. †Lead time is an additional 3-5 days for factory installed blinds and must be requested when ordered. §Factory installation available for in stock blinds only when Skylight and blind are purchased on the same purchase order. \*\* Recommended to purchase two ZOZ 211 per skylight. †Includes simple remote.





# VCE - Electric Venting "Fresh-air" Skylight

The **No Leak** Curb Mounted Skylight



Simple remote

## Key Features

- Includes integrated motor and control system with 20' of standard electrical cable.
- Standard with insect screen and simple remote control.
- Rain sensors to close skylight at first drop of rain.
- Superior corner key design eliminates exposed fasteners for improved weather performance and aesthetics.
- Closed cell foam gasket seals the skylight to the curb preventing water and air infiltration. No need for wet seals i.e. caulking.
- **VELUX recommends a 5° slope for water drainage when installing on a flat roof.**

Sample ordering code without blinds:

<b>VCE</b>	<b>- 2246 -</b>	<b>04</b>
model number (A)	size code (B)	glass code (C)

Sample ordering code for flashing:

<b>ECL</b>	<b>-</b>	<b>2246</b>
flashing code (D)		size code (B)



For more information about Energy Star and performance values see pages 41-43.

## Step 1 & 2: Pick your size & glass



**NOTE:** If condensation and humidity are a concern, install above 14°.

VCE size code	2222	2234	2246	3030	3046	3434	4646
Inside curb/ rough opening (W" x H")	22 ½ x 22 ½	22 ½ x 34 ½	22 ½ x 46 ½	30 ½ x 30 ½	30 ½ x 46 ½	34 ½ x 34 ½	46 ½ x 46 ½
Outside curb (W" x H")	25 ½ x 25 ½	25 ½ x 37 ½	25 ½ x 49 ½	33 ½ x 33 ½	33 ½ x 49 ½	37 ½ x 37 ½	49 ½ x 49 ½
Maximum Skylight Clearance (W" x H")	26 ¾ x 26 ¾	26 ¾ x 38 ¾	26 ¾ x 50 ¾	34 ¾ x 34 ¾	34 ¾ x 50 ¾	38 ¾ x 38 ¾	50 ¾ x 50 ¾
Glass options	Glass code	\$	\$	\$	\$	\$	\$
CleanComfortPlus	04	<b>1572</b>	<b>1756</b>	<b>1878</b>	<b>2041</b>	<b>2368</b>	<b>2815</b>
Energy i89	89	<b>CALL</b>	<b>CALL</b>	<b>CALL</b>	<b>CALL</b>	<b>CALL</b>	<b>CALL</b>

## Step 3: Pick your flashing

VCE size code	2222	2234	2246	3030	3046	3434	4646
Flashing systems	Flashing code	\$	\$	\$	\$	\$	\$
Step flashing (10° - 60° roof pitch)*	ECL		<b>119</b>		<b>144</b>	<b>146</b>	<b>151</b>
High profile flashing (14° - 60° roof pitch)	ECW		<b>281</b>		<b>337</b>	<b>358</b>	<b>396</b>
Roofing underlayment (12"x21")	ZOZ 211		<b>31</b>		<b>31</b>	<b>31</b>	<b>31**</b>
Extra step pieces (11 pieces)	ZZZ 200C		<b>31</b>		<b>31</b>	<b>31</b>	<b>31</b>

## Step 4: Pick your blind - Free installation on factory installed blinds<sup>5</sup>

Available for all VCE sizes	In stock blind (white only) <sup>†</sup>	Special order blind colours
Blind options	\$	\$
Solar powered blind <sup>†</sup>	<b>467</b>	<b>536</b>

## Step 5: Select your accessories

Additional accessories	Code	\$
Battery backup	KLB 100	<b>354</b>
VELUX ACTIVE starter kit	KIX 300	<b>412</b>

For blind type and colour codes see page 34.

**KIX 300** - VELUX Active Indoor Climate Control Starter Kit. See page 36 for details.  
Price: **\$412**



# VCM - Manual Venting "Fresh-air" Skylight

The **No Leak** Curb Mounted Skylight



Crank handle included

## Key Features

- Standard with insect screen, operator hook and crank handle.
- Superior corner key design eliminates exposed fasteners for improved weather performance and aesthetics.
- Closed cell foam gasket seals the skylight to the curb preventing water and air infiltration. No need for wet seals i.e. caulking.
- Control rods are available and sold separately for out-of-reach applications. Crank handle not included if rod is purchased.
- **VELUX recommends a 5° slope for water drainage when installing on a flat roof.**

Sample ordering code without blinds:

<b>VCM</b>	<b>-</b>	<b>2246</b>	<b>-</b>	<b>04</b>
model number (A)		size code (B)		glass code (C)

Sample ordering code for flashing:

<b>ECL</b>	<b>-</b>	<b>2246</b>
flashing code (D)		size code (B)



For more information about Energy Star and performance values see pages 41-43.

## Step 1 & 2: Pick your size & glass



**NOTE:** If condensation and humidity are a concern, install above 14°.

VCM size code	2222	2234	2246	3030	3046	3434	4646
Inside curb/rough opening (W" x H")	22 ½ x 22 ½	22 ½ x 34 ½	22 ½ x 46 ½	30 ½ x 30 ½	30 ½ x 46 ½	34 ½ x 34 ½	46 ½ x 46 ½
Outside curb (W" x H")	25 ½ x 25 ½	25 ½ x 37 ½	25 ½ x 49 ½	33 ½ x 33 ½	33 ½ x 49 ½	37 ½ x 37 ½	49 ½ x 49 ½
Maximum Skylight Clearance (W" x H")	26 ¾ x 26 ¾	26 ¾ x 38 ¾	26 ¾ x 50 ¾	34 ¾ x 34 ¾	34 ¾ x 50 ¾	38 ¾ x 38 ¾	50 ¾ x 50 ¾
Glass options	Glass code	\$	\$	\$	\$	\$	\$
CleanComfortPlus	04	<b>734</b>	<b>818</b>	<b>894</b>	<b>954</b>	<b>1102</b>	<b>1316</b>
Energy i89	89	<b>CALL</b>	<b>CALL</b>	<b>CALL</b>	<b>CALL</b>	<b>CALL</b>	<b>CALL</b>

## Step 3: Pick your flashing

VCM size code	2222	2234	2246	3030	3046	3434	4646
Flashing systems	Flashing code	\$	\$	\$	\$	\$	\$
Step flashing (10° - 60° roof pitch)*	ECL		<b>119</b>		<b>144</b>	<b>146</b>	<b>151</b>
High profile flashing (14° - 60° roof pitch)	ECW		<b>281</b>		<b>337</b>	<b>351</b>	<b>396</b>
Roofing underlayment (12"x21")	ZOZ 211		<b>31</b>		<b>31</b>	<b>31</b>	<b>31**</b>
Extra step pieces (11 pieces)	ZZZ 200C		<b>31</b>		<b>31</b>	<b>31</b>	<b>31</b>

## Step 4: Pick your blind - Free installation on factory installed blinds<sup>S</sup>

Available for all VCM sizes	In stock blind (white only)*	Special order blind colours
Blind options	\$	\$
Solar powered blind†	<b>467</b>	<b>536</b>



For blind type and colour codes see page 34.

## Step 5: Select your accessories

Additional accessories	Code	\$
6'-10' Telescopic rod	ZCT 300	<b>70</b>
Angle adaptors	ZZZ 203	<b>49</b>
2' Manual rod	ZOZ 032	<b>45</b>
3' Rod extension	ZCT 100	<b>21</b>
VCM replacement handle	ZZZ 212	<b>36</b>
VCM replacement hook	ZZZ 211	<b>44</b>

\*One (1) adhesive underlayment ZOZ 211 required per skylight, not included in ECL flashing kit. †Includes simple remote. ††Control rod required for out-of-reach operation, see optional accessories on page 37. ‡Lead time is an additional 3-5 days for factory installed blinds and must be requested when ordered. \$Factory installation available for in stock blinds only when Skylight and blind are purchased on the same purchase order. †† Recommended to purchase two ZOZ 211 per skylight.



# FCM - Fixed Curb Mounted Skylight

The **No Leak** Curb Mounted Skylight



## Key Features

- Ideal for visually expanding areas and delivering abundant natural light.
- Dual functioning condensation gasket system that seals skylight to the curb preventing water and air infiltration. No need for wet seals i.e. caulking.
- Condensation weepage system on all four corners.
- **VELUX recommends a 5° slope for water drainage when installing on a flat roof.**

**GSM SkyMax**  
custom series up to  
**32 sq. ft.**  
See page 30 for details

Sample ordering code without blinds:

<b>FCM</b>	-	<b>2246</b>	-	<b>04</b>
model number (A)		size code (B)		glass code (C)

Sample ordering code for flashing:

<b>ECL</b>	-	<b>2246</b>
flashing code (D)		size code (B)



For more information about Energy Star and performance values see pages 41-43.

## Step 1 & 2: Pick your size & glass - Can be installed sideways for additional size options. Call for blind options.



**NOTE:** If condensation and humidity are a concern, install above 14°.



FCM size code	1430	1446	2222	2230	2234	2246	2270	3030	3046	3434	3446	4646	3055	3072	4672	
Inside curb/rough opening (W" x H")	14 ½ x 30 ½	14 ½ x 46 ½	22 ½ x 22 ½	22 ½ x 30 ½	22 ½ x 34 ½	22 ½ x 46 ½	22 ½ x 70 ½	30 ½ x 30 ½	30 ½ x 46 ½	34 ½ x 34 ½	34 ½ x 46 ½	46 ½ x 46 ½	30 ½ x 54 ¾	30 ½ x 72 ¼	46 ½ x 72 ¼	
Outside curb (W" x H")	17 ½ x 33 ½	17 ½ x 49 ½	25 ½ x 25 ½	25 ½ x 33 ½	25 ½ x 37 ½	25 ½ x 49 ½	25 ½ x 73 ½	33 ½ x 33 ½	33 ½ x 49 ½	37 ½ x 37 ½	37 ½ x 49 ½	49 ½ x 49 ½	33 ½ x 57 ¾	33 ½ x 75 ¼	49 ½ x 75 ¼	
Maximum Skylight Clearance (W" x H")	18 ½ x 34 ¾	18 ½ x 50 ¾	26 ¾ x 26 ¾	26 ¾ x 34 ¾	26 ¾ x 38 ¾	26 ¾ x 50 ¾	26 ¾ x 74 ¾	34 ¾ x 34 ¾	34 ¾ x 50 ¾	38 ¾ x 38 ¾	38 ¾ x 50 ¾	50 ¾ x 50 ¾	34 ¾ x 59	34 ¾ x 76 ½	50 ¾ x 76 ½	
Overhead glass options	Glass code	\$	\$	\$	\$	\$	\$	\$	\$	\$	\$	\$	\$	\$	\$	
CleanComfortPlus <b>VR</b>	04	<b>267</b>	<b>283</b>	<b>250</b>	<b>259</b>	<b>274</b>	<b>268</b>	<b>515</b>	<b>342</b>	<b>476</b>	<b>448</b>	<b>515</b>	<b>560</b>	<b>937</b>	<b>1030</b>	<b>1266</b>
Triple Pane Laminated	29	<b>CALL</b>	<b>CALL</b>	<b>401</b>	<b>CALL</b>	<b>CALL</b>	<b>437</b>	<b>CALL</b>	<b>CALL</b>	<b>CALL</b>	<b>CALL</b>	<b>CALL</b>	<b>925</b>	<b>CALL</b>	<b>CALL</b>	<b>CALL</b>
Triple Pane	30	<b>CALL</b>	<b>CALL</b>	<b>333</b>	<b>CALL</b>	<b>CALL</b>	<b>373</b>	<b>CALL</b>	<b>CALL</b>	<b>CALL</b>	<b>CALL</b>	<b>CALL</b>	<b>777</b>	<b>CALL</b>	<b>CALL</b>	<b>CALL</b>
In-reach glass option	Glass code	\$	\$	\$	\$	\$	\$	\$	\$	\$	\$	\$	\$	\$	\$	
Comfort	05	<b>230</b>	<b>246</b>	<b>222</b>	<b>231</b>	<b>246</b>	<b>241</b>	<b>487</b>	<b>291</b>	<b>431</b>	<b>376</b>	<b>461</b>	<b>486</b>	<b>CALL</b>	<b>CALL</b>	<b>CALL</b>

Measurements provided allows for a 1" tolerance between outside curb and maximum skylight frame. Laminated glass (04 code and triple pane 29 or 30 codes) is recommended for overhead applications. Product is not be available, please call for an alternate product recommendation.

## Step 3: Pick your flashing - Flashing determined by horizontal size if turned sideways

FCM size code	1430	1446	2222	2230	2234	2246	2270	3030	3046	3434	3446	4646	3055	3072	4672
Flashing systems	Flashing code	\$	\$	\$	\$	\$	\$	\$	\$	\$	\$	\$	\$	\$	\$
Step flashing (10° - 60° roof pitch)*	<b>ECL</b> <b>VR</b>	<b>121</b>			<b>119</b>		<b>146</b>	<b>144</b>		<b>146</b>		<b>151</b>	<b>175</b>		<b>182</b>
High profile flashing (14° - 60° roof pitch)	<b>ECW</b>	<b>273</b>			<b>281</b>		<b>354</b>	<b>337</b>		<b>351</b>		<b>396</b>		<b>N/A</b>	
Roofing underlayment (12"x21")	<b>ZOZ 211</b> <b>VR</b>	<b>31</b>			<b>31</b>		<b>31**</b>	<b>31</b>		<b>31</b>	<b>31**</b>	<b>31**</b>		<b>31**</b>	
Extra step pieces (11 pieces)	<b>ZZZ 200C</b>	<b>31</b>			<b>31</b>			<b>31</b>		<b>31</b>		<b>31</b>		<b>31</b>	

## Step 4: Pick your blind - Free installation on factory installed blinds<sup>5</sup>

	In stock blind (white only) <sup>†</sup>	Special order blind colours	Model 2270	NOT available for
Blind options	\$	\$	\$	Size codes
Solar powered blind with tray <sup>†</sup>	<b>521</b>	<b>590</b>	<b>819</b>	<b>1430, 1446, 3055, 3072, 4672, 3014, 4614, 4634, 5530, 7230 &amp; 7246</b>
Manual blind with tray <sup>††</sup>	<b>373</b>	<b>442</b>	<b>570</b>	



For blind type, colour codes and pitch requirements see page 34.

**VR** VELUX Recommended

\*One (1) adhesive underlayment ZOZ 211 required per skylight, not included in ECL flashing kit. \*\*VELUX recommends 5° slope for drainage. †Includes simple remote. ††Control rod required for out-of-reach operation, see optional accessories on page 37. ‡Lead time is an additional 3-5 days for factory installed blinds and must be requested when ordered. §Factory installation available for in stock blinds only when Skylight and blind are purchased on the same purchase order. †† Recommended to purchase two ZOZ 211 per skylight. \*Product may not be available, please call for an alternate product recommendation. Limited Quantities.

# In Stock Custom FCM - Fixed Curb Mounted

The **No Leak** Curb Mounted Skylight

Looking for a custom made FCM skylight shipped to you within **1 WEEK?**

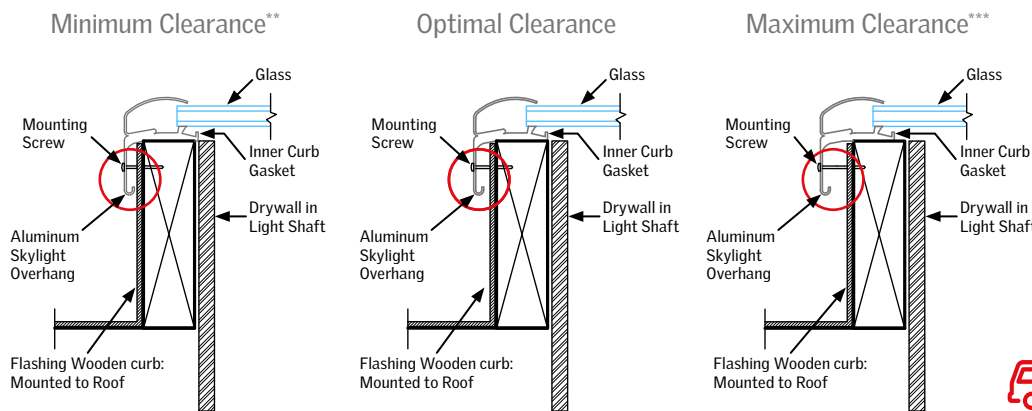
VELUX now stocks the **20** most ordered custom sized FCM skylights in our warehouse, ready to ship to site just like our standard sized products.

**DID YOU KNOW:** VELUX has built flexibility into every FCM skylight. This allows one size skylight to fit up to 28" different curb sizes. **That's 560 custom curbs that these new 20 sizes can fit!**

**Note:** Custom size flashing kits and custom size blinds are not available. Call for coil stock options.

How it works and the range of dimensions possible:

- Think shoebox and shoebox lid.
- The flashed curb mounted to the roof is the shoebox and our FCM skylight with the aluminum overhang is like the shoebox lid.
- The lid just needs to fit, but the edge can be within 1/8" to the flashed curb, or looser up to 3/4".
- This gives us the minimum and maximum clearance range, but still allows contact of the FCM's inner gasket to seal with the curb.



## CleanComfortPlus - Laminated glass (04 code - recommended for overhead applications)

Size code	190365	190435	210455	225225	225470	245245	245470	245490	260540	280525
Inside Curb Range (W" x H")	19 - 20 1/2 x 36 1/2 - 38	19 - 20 1/2 x 43 1/2 - 45	21 - 22 1/2 x 45 1/2 - 47	22 1/2 - 24 x 22 1/2 - 24	22 1/2 - 24 x 47 - 48 1/2	24 1/2 - 26 x 24 1/2 - 26	24 1/2 - 26 x 47 - 48 1/2	24 1/2 - 26 x 49 - 50 1/2	26 - 27 1/2 x 54 - 55 1/2	28 - 29 1/2 x 52 1/2 - 54
Flashed Outside Curb Range (W" or H")	22 - 23 1/2 x 39 1/2 - 41	22 - 23 1/2 x 46 1/2 - 48	24 - 25 1/2 x 48 1/2 - 50	25 1/2 - 27 x 25 1/2 - 27	25 1/2 - 27 x 50 - 51 1/2	27 1/2 - 29 x 27 1/2 - 29	27 1/2 - 29 x 50 - 51 1/2	27 1/2 - 29 x 52 - 53 1/2	29 - 30 1/2 x 57 - 58 1/2	31 - 32 1/2 x 55 1/2 - 57
Maximum Skylight Clearance (W" or H")	23 5/8 x 41 1/8	23 5/8 x 48 5/8	25 5/8 x 50 5/8	27 1/8 x 27 1/8	27 1/8 x 51 5/8	29 1/8 x 29 1/8	29 1/8 x 51 5/8	29 1/8 x 53 5/8	30 5/8 x 58 5/8	32 5/8 x 57 1/8
Glass options										
CleanComfortPlus	04	632	665	665	569	782	569	782	782	807

Size code	315315	315470	315700	315715	365365	385385	385540	420435	460470	460700
Inside Curb Range (W" x H")	31 1/2 - 33 x 31 1/2 - 33	31 1/2 - 33 x 47 - 48 1/2	31 1/2 - 33 x 70 - 71 1/2	31 1/2 - 33 x 71 1/2 - 73	36 1/2 - 38 x 36 1/2 - 38	38 1/2 - 40 x 38 1/2 - 40	38 1/2 - 40 x 54 - 55 1/2	42 - 43 1/2 x 43 1/2 - 45	46 - 47 1/2 x 47 - 48 1/2	46 - 47 1/2 x 70 - 71 1/2
Flashed Outside Curb Range (W" or H")	34 1/2 - 36 x 34 1/2 - 36	34 1/2 - 36 x 50 - 51 1/2	34 1/2 - 36 x 73 - 74 1/2	34 1/2 - 36 x 74 1/2 - 76	39 1/2 - 41 x 39 1/2 - 41	41 1/2 - 43 x 41 1/2 - 43	41 1/2 - 43 x 57 - 58 1/2	45 - 46 1/2 x 46 1/2 - 48	49 - 50 1/2 x 50 - 51 1/2	49 - 50 1/2 x 73 - 74 1/2
Maximum Skylight Clearance (W" or H")	36 5/8 x 36 5/8	36 5/8 x 51 5/8	36 5/8 x 74 5/8	36 5/8 x 76 5/8	41 1/8 x 41 1/8	43 1/8 x 43 1/8	43 1/8 x 58 5/8	46 5/8 x 48 5/8	50 5/8 x 51 5/8	50 5/8 x 74 5/8
Glass options										
CleanComfortPlus	04	679	826	950	979	807	807	931	873	950

- Most regions of Canada \* Based on curb sizes at 1/4" increments between the acceptable minimum clearance and maximum clearance ranges. \*\* Minimal Clearance: Please ensure your curb is square and your measurements are precise \*\*\* Maximum Clearance: Please ensure you do not overtighten the mounting screw, bending the overhang. A foam backer rod (not included) can be used to fill in the gap where necessary.



# Custom FCM - Fixed Curb Mounted

The **No Leak** Curb Mounted Skylight

GSM Skymax



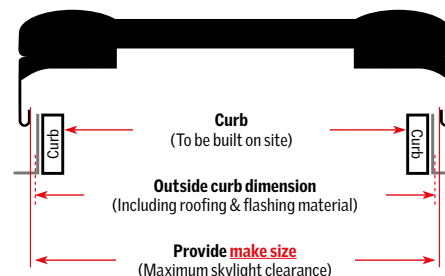
## Features

- Skylights available to fit curbs that including flashing have maximum clearance dimensions of up to 50¾" x 76½".
- We require maximum skylight clearance (MSC) dimensions in ¼" increments (¼, ½, ¾) for width and height. MSC is measured bay taking the outside measurement of the box the skylight will rest on, plus your desired tolerance.
- Any tolerance required must be built into the ordered dimensions.
- Can be installed sideways for more size options, flashing determined by horizontal dimensions.
- Maintenance-free exterior.
- Installation under 14° is not recommended where humidity or condensation is a concern.
- For flat roof applications see insulated wooden skylight curb on page 37.
- Condensation weepage system on all four corners
- VELUX recommends a 5° slope for water drainage when installing on a flat roof
- **2-4 week** lead time on custom skylights up to 72" depending on location.
- **3-5 week** lead time on custom skylights greater than 72".

**Note:** Custom size flashing kits and custom size blinds are not available. Call for coil stock options.

**Note:** Some specialty glass options require longer lead times. Call for price and availability.

**Note:** No returns or refunds on custom sized FCMs.



Faster delivery to **Western Canada**. Call for ETA. 

## CleanComfortPlus - Laminated glass (04 code - recommended for overhead applications)



Maximum skylight clearance	18 ¾	19 - 26 ½	26 ¾	27 - 34 ½	34 ¾	35 - 38 ½	38 ¾	39 - 44 ¾	45 - 50 ½	50 ¾
Inches	\$	\$	\$	\$	\$	\$	\$	\$	\$	\$
18 ¾ - 26 ½	605	605	605	688	717	749	774	830	874	898
26 ¾	605	605	FCM 2222	688	FCM 3022	749	FCM 3422	830	874	FCM 4622
27 - 34 ½	679	688	688	749	799	825	843	893	955	980
34 ¾	FCM 1430	719	FCM 2230	799	FCM 3030	874	893	955	999	FCM 4630
35 - 38 ½	742	749	749	825	874	893	923	980	1029	1062
38 ¾	774	774	FCM 2234	843	893	923	FCM 3434	999	1062	FCM 4634
39 - 44 ¾	825	830	830	893	955	980	999	1062	1115	1129
45 - 50 ½	863	874	874	955	999	1029	1062	1115	1148	1192
50 ¾	FCM 1446	893	FCM 2246	980	FCM 3046	1062	FCM 3446	1129	1192	FCM 4646
51 - 55 ¼	923	930	930	1029	1062	1086	1115	1148	1249	1272
55 ½ - 60 ¾	980	986	986	1062	1115	1129	1148	1225	1279	1312
61 - 72	1062	1068	1068	1129	1148	1224	1249	1312	1348	1379
72 ¼ - 74 ½	1086	1086	1086	1148	1175	1249	1272	1323	1373	1404
74 ¾	1112	1112	FCM 2270	1175	1198	1272	1298	1348	1398	1423
75 - 76 ½	1137	1137	1137	1198	1225	1287	1323	1373	1411	1448

 VELUX Recommended

All dimensions are maximum skylight clearance. Some building codes require use of CleanComfortPlus please check with your local building code. For pricing & additional sizing please call 1 800-888-3589.

# Curb Mounted GSM - SkyMax Custom Series

---



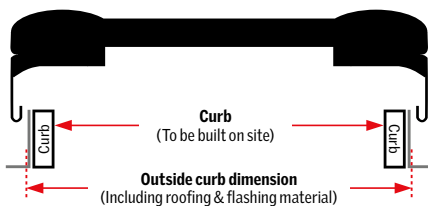


### Features

- One-piece extruded vinyl curb incorporates a condensation channel.
- Single unit up to 35 square feet - ten feet at the longest dimension.
- Vinyl frame is structurally reinforced with aluminum.
- Elimination of weep holes increases thermal performance.
- Available in 11 designer colours.
- For use with site-built curb and flashing minimum 3 ½" curb.

### Step 1: Choose your size

Up to 32 sq ft | Min OCD: 17 1/2" W or H | Max OCD: 120" W or H  
We require exact outside curb dimensions (OCD) for width and height



### Step 2: Choose your glass - Standard glass<sup>1</sup>

1. Solarban 70XL Clear<sup>2</sup>
2. Solarban 70XL Grey
3. Solarban 70XL Bronze



<sup>1</sup> Optional Energy Advantage - Room side Low-E, <sup>2</sup> Also available in white laminated

### Step 3: Choose your frame colour

Available in a broad range of colours and finishes. GSM SkyMax comes standard in VELUX Neutral Grey finish and 11 custom designer colours, including copper cladding.

#### GSM SkyMax Custom Finish Colours



### Ready to Order?

Confirm your order components by filling out the below:

#### 1. Outside Curb Dimensions:

\_\_\_\_\_ width (dimensions parallel to ridge) \_\_\_\_\_ height

2. Glass: \_\_\_\_\_


3. Frame Colour: \_\_\_\_\_

4. Call 1 800-888-3589 (for pricing)

# Flat Roof Skylights

## Curved Glass Skylight – **NEW** CFU + CurveTech

The new generation VELUX curved glass skylight is a revolution in flat roof skylight design. The unique design with a slim frame and invisible sash provides maximum daylight, triple glass base unit for **excellent energy efficiency** and a beautiful glass-to-edge view from inside the home. In addition, the curved-shaped glass top allows rainwater to easily drain off the surface – even on 0° roof pitches.



- 1 Triple pane glazed unit with laminated inner pane for additional safety
- 2 Glass-to-edge top unit secured with sealants
- 3 Thin "sash"-like aluminum
- 4 Thin and elegant PU frame, more heat resistant than PVC
- 5 ThermoTechnology, heat resistant, UV-stable, contributes to energy-efficiency
- 6 PVC loose triangle/elephant foot for easy installation
- 7 Drywall groove for interior finishTechnology

## CFU – New Generation Curved Glass Flat Roof Skylights



### Features

- Triple glazed fixed base unit for excellent energy performance.
- Clear view and drainage with CurveTech.
- Thin frame and sash for clear view to the sky.
- Excellent sound reduction.
- Skylight and protective cover will be shipped in 2 pieces.



Size code	6060	6090	8080	9090	90120	100100	100150	120120	150150		
Rough opening (WxH) cm	60 x 60	60 x 90	80 x 80	90 x 90	90 x 120	100 x 100	100 x 150	120 x 120	150 x 150		
Rough opening (WxH) inches	23 5/8 x 23 5/8	23 5/8 x 35 7/16	31 1/2 x 31 1/2	35 7/16 x 35 7/16	35 7/16 x 47 1/4	39 3/8 x 39 3/8	39 3/8 x 59	47 1/4 x 47 1/4	59 x 59		
Exterior frame (WxH) inches	30 11/16 x 30 11/16	30 11/16 x 42 1/2	38 9/16 x 38 9/16	42 1/2 x 42 1/2	42 1/2 x 54 5/16	46 7/16 x 46 7/16	46 7/16 x 66 1/8	54 5/16 x 54 5/16	66 1/8 x 66 1/8		
Model	Glass options	Codes	\$	\$	\$	\$	\$	\$	\$		
CFU + CurveTech ISU*	ComfortPlus	0025 + 1093	<b>1060</b>	<b>1198</b>	<b>1276</b>	<b>1417</b>	<b>1663</b>	<b>1589</b>	<b>2134</b>	<b>1853</b>	<b>2726</b>
Optional		Code	\$	\$	\$	\$	\$	\$	\$	\$	
Curb base extension (15 cm or 5.9")	ZCU 0015		<b>325</b>	<b>344</b>	<b>348</b>	<b>363</b>	<b>378</b>	<b>374</b>	<b>434</b>	<b>419</b>	<b>520</b>

\*Protective exterior cover shipped as second piece.






# CFP, CXP, CVP – Flat Roof Skylights


## Features

- Highly energy efficient, direct roof mount that brings large amounts of sunlight through a flat roof
- Protective polycarbonate dome cover keeps inner pane warmer reducing likelihood of condensation and minimizing sound from rain and hail
- Maintenance- free PVC curb with polystyrene insulation
- Skylight and protective cover will be shipped in 2 pieces
- **Solar blinds available for CFP. See page 35.**

1. Curved-shaped glass cover (shown) or polycarbonate cover for water drainage
2. Double glazed unit with laminated inner pane for additional safety
3. PVC curb with polystyrene insulation
4. Drywall groove for interior finish




## CFP - Fixed flat roof skylight



CurveTech protective cover


Polycarbonate protective cover

## CVP - Manual venting flat roof skylight



Polycarbonate protective cover

## CXP - Flat roof exit skylight



Polycarbonate protective cover



Size code	6060	6090	8080	9090	90120	100100	100150	120120	150150		
Rough opening (WxH) cm	60 x 60	60 x 90	80 x 80	90 x 90	90 x 120	100 x 100	100 x 150	120 x 120	150 x 150		
Rough opening (WxH) inches	23 5/8 x 23 5/8	23 5/8 x 35 7/16	31 1/2 x 31 1/2	35 7/16 x 35 7/16	35 7/16 x 47 1/4	39 3/8 x 39 3/8	39 3/8 x 59	47 1/4 x 47 1/4	59 x 59		
Exterior frame (WxH) inches	30 11/16 x 30 11/16	30 11/16 x 42 1/2	38 9/16 x 38 9/16	42 1/2 x 42 1/2	42 1/2 x 54 5/16	46 7/16 x 46 7/16	46 7/16 x 66 1/8	54 5/16 x 54 5/16	66 1/8 x 66 1/8		
Model	Glass options	Codes	\$	\$	\$	\$	\$	\$	\$		
CFP + CurveTech ISD*	ComfortPlus	73 + 1093	<b>942</b>	<b>1039</b>	<b>1122</b>	<b>1246</b>	<b>1412</b>	<b>1385</b>	<b>1897</b>	<b>1634</b>	<b>N/A</b>
CFP + Polycarbonate ISD*	ComfortPlus	73 + 0010	<b>707</b>	<b>781</b>	<b>843</b>	<b>936</b>	<b>1061</b>	<b>1040</b>	<b>1425</b>	<b>1227</b>	<b>1846</b>
CVP + Polycarbonate ISD*	ComfortPlus	73 + 0010	<b>899</b>	<b>992</b>	<b>1071</b>	<b>1190</b>	<b>1349</b>	<b>1322</b>	<b>1811</b>	<b>1560</b>	<b>N/A</b>
CXP + Polycarbonate ISD*	ComfortPlus	73 + 0010	<b>N/A</b>	<b>N/A</b>	<b>N/A</b>	<b>N/A</b>	<b>1939</b>	<b>1900</b>	<b>N/A</b>	<b>2242</b>	<b>N/A</b>
Optional	Code	\$	\$	\$	\$	\$	\$	\$	\$		
Curb base extension (15 cm or 5.9")	ZCE 0015	<b>325</b>	<b>344</b>	<b>348</b>	<b>363</b>	<b>378</b>	<b>374</b>	<b>434</b>	<b>419</b>	<b>520</b>	
Blind options for CFP	Code	\$	\$	\$	\$	\$	\$	\$	\$		
Solar room darkening - double pleated**	Special FSCH	<b>536</b>	<b>536</b>	<b>536</b>	<b>536</b>	<b>536</b>	<b>536</b>	<b>536</b>	<b>536</b>	<b>N/A</b>	
Solar light filtering - single pleated**	Special FSLH	<b>536</b>	<b>536</b>	<b>536</b>	<b>536</b>	<b>536</b>	<b>536</b>	<b>536</b>	<b>536</b>	<b>N/A</b>	

VELUX Energy Series \*Protective exterior cover shipped as second piece. \*\*Only in stock blind colour options available - white only. Limited Quantities.

Blinds

# VELUX Blind Collection

VELUX Blinds are a great way to control the amount of light in the room while adding additional energy efficiency. Help your customers achieve their desired amount of daylight, soften the afternoon sun or block out the light for privacy and comfort. VELUX also has blind options for skylights older than 2010 - call VELUX for pricing.

## Blind Options



### VELUX Solar Powered Blinds

- For overhead or out-of-reach skylights.
- Solar blinds are powered by an internal battery, which is charged by the sun and does not require wiring at installation.
- The blinds operate with a simple touchpad or upgrade to VELUX ACTIVE for automatic control.



### Manual Blinds

- For in-reach applications.



## Blind Types

### Room Darkening Blind (Double pleated)



Recommended for room type:



- A unique double pleated honeycomb structure adds an extra layer of fabric to block most incoming light.
- Energy efficient, highly insulated design.
- Solar powered or manual operation.

### Light Filtering Blind (Single pleated)



Recommended for room type:



- Single pleated fabric softens and diffuses incoming light, helping to prevent glare.
- Provides privacy and light control.
- Solar powered or manual operation.

### Venetian Blind (Roof windows only)



Recommended for room type:



- Control both direction and amount of incoming light.
- Maintain view of outdoors.
- Moisture resistant.

### Duo Blind (Roof windows only)



Recommended for room type:



- Combination blackout and single pleated blind.
- Combines total blackout with light diffusing in any ratio at any level on the window.

## Step 1: Pick your blind type

### Deck Mounted Skylights

Skylight models	Venting "Fresh-Air" Skylights (Codes: VSS/VSE/VS)			Fixed Skylights (Code: FS)		
	Blind type	In stock <sup>†</sup>	Special order	In stock <sup>†</sup>	Special order	
Available blind options**	Blind code	\$	\$	Blind code	\$	\$
Solar room darkening - double pleated <sup>†</sup>	<b>FSCH</b>	<b>467</b>	<b>536</b>	<b>FSCD</b>	<b>467</b>	<b>536</b>
Solar light filtering - single pleated <sup>†</sup>	<b>FSLH</b>	<b>467</b>	<b>536</b>	<b>FSLD</b>	<b>467</b>	<b>536</b>
Manual room darkening - double pleated <sup>††</sup>	<b>N/A</b>	<b>N/A</b>	<b>N/A</b>	<b>FHCD</b>	<b>218</b>	<b>287</b>
Manual light filtering - single pleated <sup>††</sup>	<b>N/A</b>	<b>N/A</b>	<b>N/A</b>	<b>FHLD</b>	<b>218</b>	<b>287</b>

<sup>†</sup>Lead time is an additional 3-5 days for factory installed in stock (white only) blinds and must be requested when ordered. ■ Limited Quantities.

## Curb Mounted Skylights\*

Skylight models	Venting "Fresh-Air" Skylights (Codes: VCS/VCE/VCM)			Fixed Skylights (Code: FCM)			
Blind type		In stock <sup>‡</sup>	Special order		In stock <sup>‡</sup>	Special order	Model 2270
Available blind options**	Blind code	\$	\$	Blind code	\$	\$	\$
Solar room darkening - double pleated <sup>†</sup>	<b>FSCC</b>	<b>467</b>	<b>536</b>	<b>ZZZ + FSCC</b>	<b>521</b>	<b>590</b>	<b>819</b>
Solar light filtering - single pleated <sup>†</sup>	<b>FSLC</b>	<b>467</b>	<b>536</b>	<b>ZZZ + FSLC</b>	<b>521</b>	<b>590</b>	<b>819</b>
Manual room darkening - double pleated <sup>††</sup>	<b>FHCC</b>	<b>218</b>	<b>287</b>	<b>ZZZ + FHCC</b>	<b>373</b>	<b>442</b>	<b>570</b>
Manual light filtering - single pleated <sup>††</sup>	<b>FHLC</b>	<b>218</b>	<b>287</b>	<b>ZZZ + FHLC</b>	<b>373</b>	<b>442</b>	<b>570</b>

■ Insect screen must be removed to operate manual blind. ■ Blind & blind tray (ZZZ) shipped and invoiced individually, unless pre-install requested.

## Deck Mounted Roof Windows

Skylight models	GGL/GPL/GXL			GDL		
Blind type		In stock (white only)	Special order		In stock (white only)	Special order
Available blind options**	Blind code	\$	\$	Blind code	\$	\$
Solar room darkening - double pleated <sup>†</sup>	<b>Special FSCH</b>	<b>536<sup>‡</sup></b>	<b>536<sup>‡</sup></b>	<b>Special FSCH</b>	<b>N/A</b>	<b>N/A</b>
Solar light filtering - single pleated <sup>†</sup>	<b>Special FSLH</b>	<b>536<sup>‡</sup></b>	<b>536<sup>‡</sup></b>	<b>Special FSLH</b>	<b>N/A</b>	<b>N/A</b>
Manual room darkening blind- double pleated <sup>†</sup>	<b>FHC</b>	<b>218</b>	<b>287</b>	<b>FHC</b>	<b>436</b>	<b>574</b>
Manual light filtering blind- single pleated <sup>†</sup>	<b>FHL</b>	<b>218</b>	<b>287</b>	<b>FHL</b>	<b>436</b>	<b>574</b>
Manual duo blind- beige/ white <sup>†</sup>	<b>DFD</b>	<b>305</b>	<b>374</b>	<b>DFD</b>	<b>610</b>	<b>748</b>
Manual venetian blind <sup>†</sup>	<b>PAL</b>	<b>218</b>	<b>287</b>	<b>PAL</b>	<b>436</b>	<b>574</b>


































\*No pre-installs available for Roof Windows. ‡4-6 week lead time.

## Flat Roof CFP Skylights

Skylight models/Blind type	CFP	In stock blind colours
Available blind options**	Blind code	\$
Solar room darkening - double pleated <sup>***†</sup>	<b>Special FSCH</b>	<b>536</b> (4-6 week lead time)
Solar light-filtering - single pleated <sup>***†</sup>	<b>Special FSCH</b>	<b>536</b> (4-6 week lead time)

\*\*\*Brackets required for blind (code 835107). No pre-installs available for flat roof skylights.

### Step 2: Pick your colour\*\* - Pre-install available for in stock white blinds only.

	In stock blind (white only) <sup>‡</sup>	Special order blind colours									
Room Darkening	 1045 White	 1047 Charcoal	 1049 Golden Beige	 1155 Beige	 1156 Blue	 1163 Grey	 1164 Grey Melange	 1165 Light Brown	 1166 Ivory	 1167 Orange	
		 1168 Dusty Green	 1169 Light Blue	 1170 Dark Taupe	 1171 Dark Sand	 1172 Light Grey	 1173 Petrol				
Light Filtering	 1016 White	 1256 Classic White	 1259 Classic Sand	 1274 Charcoal	 1275 Natural	 1276 Dusty Brown	 1277 Dusty Sand	 1278 Beige	 1279 Red Wine	 1280 Forest Green	
		 1281 Mint Green	 1282 Dark Grey	 1283 Light Beige	 1284 Grey	 1285 Soft Blue	 1286 Blue Jeans				
Venetian	 7001 White										

\*\*Actual colours may vary slightly from print brochures and colours shown on a monitor.

**Request your free factory installation of white blind when skylight & blind are purchased together**

Sample ordering code for blinds:

<b>FSCH</b>	<b>- C06</b>	<b>- 1045</b>
blind code (E)	size code (B)	colour code (F)

\*Room darkening and light filtering blinds can be installed at 0°. †Includes simple remote. ††Control rod required for out-of-reach operation, see optional accessories on page 37. ‡Lead time is an additional 3-5 days for factory installed in stock (white only) blinds and must be requested when ordered. ■ Limited Quantities.

# Skylight Accessories

## Smart Home Automation



### KIX 300 – VELUX Active Indoor Climate Control Starter Kit

Kit includes: Climate sensor, departure switch and internet gateway. For Solar and Electric Venting skylights. Download app on smartphone to control skylight.

Models: VSS, VCS, VSE, VCE - manufactured after 2010.

Price: **\$412**

### Benefits



#### Daily ventilation

Smart sensors (temperature, humidity, CO<sub>2</sub>) control your VELUX skylights to ensure a healthier indoor climate by automatically ventilating 2-3 times a day.



#### 3 times a day keeps the doctor away

Depending on local weather conditions, the system will air out three times a day, for a healthier home.



#### Smart heat protection

Pro-actively closes VELUX blinds based on local weather forecast information.



#### Stay in control

Operate your VELUX skylights and blinds from your smart phone.



#### Say the word

Use voice control assistants to operate your VELUX skylights and blinds.



#### Easy departure

Put your VELUX ACTIVE products in safe mode with just one tap.



### KLA 300 – VELUX Active Indoor Climate Sensor

Purchase an additional sensor for other rooms with VELUX operable skylights. For Solar and Electric Venting skylights.

Models: VSS, VCS, VSE, VCE

Price: **\$138**



### KIG 300 – VELUX Active Internet Gateway

Purchase an additional internet gateway to improve connectivity. For Solar and Electric Venting skylights.

Models: VSS, VCS, VSE, VCE

Price: **\$222**



### KLN 300 – VELUX Active Departure Switch

Purchase an additional departure switch for added convenience. For Solar and Electric Venting skylights.

Models: VSS, VCS, VSE, VCE

Price: **\$67**



### KLF 200 – Home Automation Integration Kit

Provides two advanced functions: it acts as a repeater that extends the RF range for large spaces as well as an interface unit which allows operation via external systems in your home. For Solar and Electric Venting skylights.

Models: VSS, VSE, VCS, VCE

Price: **\$501**

## Remotes and Electric



### NEW KLR 300 – VELUX Touch Remote Control

Simple control of all VELUX skylights and blinds with one remote.

Models: VSS, VCS, VSE, VCE

Price: **\$245**



### KLI 310 – RF keypad\*

Simple operation of skylights or blinds. Operates wirelessly and can be wall mounted. Included with solar blinds for manual or fixed skylights and with solar and electric venting skylights.

Price: **\$44**



### KLB 100 – Battery backup

Allows limited operation of electric skylights during a power failure. One needed per skylight. For Electric Venting skylights.

Models: VSE, VCE

Price: **\$354**

\*Included in purchase of solar powered blind or powered skylight

## Installation Accessories



**ZZZ 213B** – Trim kit  
Must be installed prior to skylight installation. Fills drywall groove to provide a clean interior finish on replacement projects preventing the need for interior trim work. Two kits are needed for sizes C12 and S06.  
Models: VSS, VSE, VS, FS  
Price: **\$45**



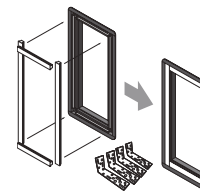
**ZZZ 199** – FCM accessory tray\*\*  
Accessory tray needed for fixed curb mounted skylights  
Models: Select FCM blinds  
Price: **\$155**



**ZCE 0015** – Insulated PVC Curb Extension base  
15cm or 5.9" insulated PVC frame extension that can be used to increase the curb height for CVP or CFP windows. If more height is required call VELUX for curb extension.  
Models: CVP, CFP  
Price: **\$325 to \$520**



**ZCU 0015** – Insulated PVC Curb Extension base  
15cm or 5.9" insulated PVC frame extension that can be used to increase the curb height for new CFU windows. If more height is required call VELUX for curb extension.  
Model: CFU  
Price: **\$325 to \$520**



**ZZZ 238** – Replacement Kit  
Replacement kit is ideal for replacing old VELUX or non-VELUX skylights. It allows the installer to have greater flexibility for larger cuts while minimizing the amount of interior trim work needed.  
Models: Deck Mount skylights (Specify size when ordering. Not available for A06 or C12.)  
Price: **\$92**

## Manual skylight operation



**VS/VCM Crank Replacement Handle**  
Operate in-reach manual skylight.  
**ZZZ 201 (VS): \$12**  
**ZZZ 212 (VCM): \$36**



**VS/VCM Angle Adaptor**  
Angle adaptor allows an easier operation on a steeper pitch.  
**ZZZ 203: \$49**



**VS/VCM Replacement Hook**  
Replacement hook to operate manual skylight with a chain operator that is installed overhead.  
**ZZZ 202 (VS): \$21**  
**ZZZ 211 (VCM): \$44**



**VS/VCM Extension Chain Operator**  
Extension for manual crank handle or manual angle adaptor to make skylights easier to operate.  
**ZZZ 208: \$28**

## Manual operation



**Telescopic Rod 6'-10' Manual Skylights<sup>††</sup>**  
A telescopic rod to operate manual venting skylights with a smooth-turning operation. 3' extension available (ZCT 100).  
**ZCT 300: \$70**



**2' Manual rod**  
A rod to operate manual venting skylights with a smooth-turning operation. 3' extension available (ZCT 100).  
**ZOZ 032 \$45**



**Telescopic Rod 3'-6' Manual Blinds<sup>†</sup>**  
A telescopic rod for operation of out-of-reach manual blinds. 3' extension available (ZCT 100).  
**ZXT 200: \$62**



**Universal Extension 3'<sup>†††</sup>**  
Universal extension piece for telescopic rods, works with the ZCT 300, ZXT 200 and ZOZ 032.  
**ZCT 100: \$21**




**Telescopic Rod 3'-6' GGL Roof Window**  
A telescopic rod for operation of out-of-reach GGL Deck Mounted Roof Window only. For operation of Manual blind will need an Adaptor (ZOZ 085)  
**ZCT 200K: \$61**  
**ZOZ 085: \$17**

<sup>††</sup>Manual rod or crank handle required to operate manual skylight. <sup>†††</sup>Rod required for manual out-of-reach operation of blinds. <sup>\*\*</sup>Accessory trays are size specific and do not come with skylight. Included on factory installed or ZZZ + blind and FCM are ordered together - see page 35. Please contact VELUX for additional information.

SUN TUNNEL<sup>®</sup> Skylights

# SUN TUNNEL® Skylights



## Key Features

- Ideal for spaces where traditional skylights won't fit; top of stairs, hallways, bathrooms, walk-in closets, etc.
- Quick and easy install due to unique Flexi-Loc™ system.
- Energy Kit is designed for the Canadian climate to increase energy efficiency and thermal break at the ceiling level.

## How a SUN TUNNEL® Works

- 1 Sunlight is captured
- 2 Light travels through highly reflective tube
- 3 Light is distributed in room

Sample ordering code:

**TMR - 014**  
model number (A) size code (B)

Sample SUN TUNNEL® extension code:

**ZTR - 014 - 6**  
model number (A) size code (B) extension length (G)



TCR only  
 Package includes dome, flashing, tube and redesigned ceiling ring. Two adjustable elbows are included for rigid models.



For more information about Energy Star and performance values see pages 41-43.

## SUN TUNNEL® Models

### Rigid SUN TUNNEL® Models

**Maximum light output and easy to install.**

Ideal for straight runs with some flexibility, up to 90°. Comes with 4' tube in box including 2 elbows. Tube can run up to **20'** for **10"** and **25'** for **14"**



**TMR**

**Pitched flashing**  
 Highest light output, most versatile and commonly used model.



**TGR**

**Low profile flashing**  
 Lower exterior profile designed for south facing exposures.



**TLR**

**Low profile flat glass**  
 Creates a sleek appearance on the roof and is ideal for south facing exposures.



**TCR\***

**Flat roof flashing**  
 Designed for flat roofs providing a balanced light output.

### Flexible SUN TUNNEL® Models

For attics with many obstructions. Comes with 8' of tube in the box. Tube runs up to **12'** for **14"** and **22"** models.



**TMF**

**Pitched flashing**  
 Flexible tube for attics with many obstructions.

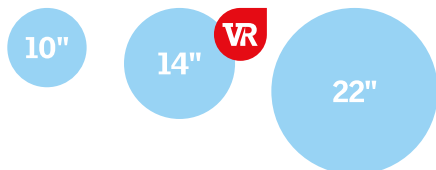


**TGF**

**Low profile flashing**  
 Flexible tube for attics with many obstructions and south facing exposures.

## Step 1: Pick your SUN TUNNEL® model by size and roofing orientation

### Available sizes




### Roofing orientation

Roof exposure	Light coverage		
	< 150 sq. ft	150 - 200 sq. ft	200 - 325 sq. ft
All exposures	TMR 010 TMF 014	TMR 010/014 TMF 014	TMR 014
South exposures	TGR 010 TGF 014 TLR 014	TGR 010 TLR 014 TGF 014/022	TGR 014/022
Flat roof	TCR 014 TCC 022 (up to 400 sq. ft.)		

\*Also for specialty roofing with ECW, see page 40.

**VR** VELUX Recommended

## Step 2: Determine quantity of SUN TUNNEL® Skylights needed



### A. Small/ square spaces

- If < 150 sq. ft 1 unit required
- If 200 sq. ft + consider rigid or multiple units

### B. Narrow/rectangular spaces

- Consider multiple units



## Pricing your SUN TUNNEL®

Tube type	Rigid VR							Flexible				
	● ●		● ● ●			● ●		●	● ●			
Model	TMR		TGR			TLR	TCR	TMF	TGF			
Size code	010	014	010	014	022	014	014	014	014	022		
Diameter (in inches)	10	14	10	14	22	14	14	14	14	22		
Tubing length with kit (in feet)*	4	4	4	4	4	4	4	8	8	8		
Maximum recommended installation length (in feet)	20	25	20	25	30	25	25	8	8	12		
Dome/flashing	Energy Star		\$	\$	\$	\$	\$	\$	\$	\$		
Model price + Energy kit ZTC VR			448	633	448	633	1348	CALL	733	633	633	843
Model price			397	567	397	567	1259	731	667	567	567	754

## Pricing your accessories

Tube type	Model code	Rigid			Flexible	
		●	●	●	●	●
Size code		010	014	022	014	022
Accessories		\$	\$	\$	\$	\$
2 ft Rigid tube extension	ZTR 2'	72	82	CALL	N/A	N/A
4 ft Rigid tube extension	ZTR 4'	126	139	CALL	N/A	N/A
6 ft Rigid tube extension	ZTR 6'	173	194	CALL	N/A	N/A
12 ft Rigid tube extension	ZTR 12'	317	356	CALL	N/A	N/A
12 ft Flexible tube replacement	ZTF 12'	N/A	N/A	N/A	82	126

VR VELUX Recommended \*Flashing height and overlaps should be considered when ordering tube length.

Energy Star, Warr. & Performance Values

# SUN TUNNEL® Accessories

## Lighting Upgrades



**ZTL – Electric night light kit**  
Allows you to use the SUN TUNNEL® skylight as a night time light source. Compatible with 26 watt CFL and LED bulbs. Available for all models.  
10" & 14" Model Price: **\$81**  
22" Model Price: **\$86**



**ZTZ 213 – Universal solar powered night light**  
Provides constant low level light when the sun sets. Ensures SUN TUNNEL® skylights provide light all day everyday. Available for Rigid SUN TUNNEL® skylights.  
Price: **\$44**

## Enhance Energy Efficiency




**ZTC 051 - Energy Kit**  
Contains a clear lower tube cap that increases the energy efficiency of the daylighting system, provides additional layer of protection. Required to meet Energy Star®.  
10" Model Price: **\$51**  
14" Model Price: **\$66**  
22" Model Price: **\$89**




## Decorative diffuser upgrade options



**ZTB 4004**  
Micro Fresnel  
10" Model Price: **\$23**  
14" Model Price: **\$37**



**ZTB 4005**  
Triple Wave  
10" Model Price: **\$23**  
14" Model Price: **\$37**



**ZTB 4006**  
Brushed Metal  
10" Model Price: **\$23**  
14" Model Price: **\$37**



**ZTB 4007**  
Prismatic  
10" Model Price: **\$23**  
14" Model Price: **\$37**



**ZTB 4008**  
Bubbles  
10" Model Price: **\$23**  
14" Model Price: **\$37**



**ZTB 4009**  
Neutral Light  
Converts daylight to appear more like a traditional household light bulb with a warm yellow bias  
10" Model Price: **\$31**  
14" Model Price: **\$60**

## Optional accessories



**ZTR – Rigid tube extensions**  
Rigid extension pieces for longer tube runs. Comes in 2 foot extensions, purchased as 2', 4', 6' or 12'. Available for 10" and 14" models.  
See page 39 for pricing.



**ZTE – Elbow**  
A durable and easy to operate double gore elbow that can be used to manoeuvre around obstacles.  
10" Model Price: **\$86**  
14" Model Price: **\$94**  
22" Model Price: **\$187**



**ZTA 12" & 36" – Turret extender**  
Available for 14" and 22" models.  
ZTA 014 0012 Price: **\$222**  
ZTA 014 0036 Price: **\$301**  
ZTA 022 0012 Price: **\$233**  
ZTA 022 0036 Price: **\$520**



**ZTZ 211 – Rotating Coupler**  
Rotating coupler is required to join two elbows together  
10" Model Price: **\$69**  
14" Model Price: **\$74**  
22" Model Price: **\$85**

## Install Accessories



**ZOZ 211 – Roofing underlayment**  
(12" x 21')  
Recommended for watertight installation.  
Price: **\$31**



**ECW – Tile flashing for curb mount SUN TUNNEL® skylights**  
Designed for tile roofing material. For 14" TCR model only.  
Price: **\$227**



**ZTY – Vapour barrier**  
For new construction only.  
10" Model Price: **\$76**  
14" Model Price: **\$81**  
22" Model Price: **\$84**




# Energy Star® and Limited Warranty

## Energy Star® for skylights

Canada has adopted a simple, single zone criteria for Energy Star rating.

VELUX has the best selection of Energy Star certified skylights and SUN TUNNEL® skylights. Not only do we have products that meet Energy Star to save your clients money but they are all rigorously tested to perform in the harshest and most extreme climates. See pages 42-43 for specific Energy Star by product.

All Energy Star® certified skylights are required to have a maximum U-factor value of 2.29 (metric) or 0.40 (imperial) and meet factory inspections. Energy Star® certified skylights are more energy efficient than what most local building codes require.

VELUX also has the **VELUX Energy Series**  with products that have extremely low performance U-values.



For more information on Energy Star visit [www.nrcan.gc.ca/energy](http://www.nrcan.gc.ca/energy)

## Certifications

VELUX Skylights and SUN TUNNEL® Skylights, including VSS, VSE, VS, FS, VCS, VCE, VCM, FCM, TMR, TGR, TCR, TMF and TGF have been tested to the following standards and the results have been third party certified.

- **AAMA/WDMA/CSA 101/I.S.2/A440-08** NAFS – North American Fenestration Standard/Specification for Windows, Doors, and Skylights
- **A440S1-09** Canadian Supplement to AAMA/WDMA/CSA 101/I.S.2/A440, NAFS
- **NFRC 100** Procedure for determining fenestration product U-factors.



WDMA  
Hallmark Certified

## Limited Warranty Summary

This Warranty applies to products manufactured as of January 1st, 2010. Please contact VELUX for warranty information for product manufactured prior to 2010.

### VELUX Skylights & Roof Windows

- 20 YEARS:** Parts on seal failure (moisture between glass panes).
- 10 YEARS:** Parts for defective skylights, roof windows and flashings.
- 10 YEARS:** Laminated glass with Neat® coating and triple pane products on cracking or breakage due to hail.

### VELUX SUN TUNNEL® Skylights

- 20 YEARS:** Parts for Rigid Tube reflection-enhanced material (surface deterioration).
- 10 YEARS:** Parts (corrosion and deterioration).

### VELUX Electrical Systems & Sunscreening Accessories

- 5 YEARS:** Parts for electrical systems and sunscreening accessories.

### VELUX Commercial Warranty

See [velux.ca](http://velux.ca) for full warranty details

Limited labour warranty included. See [velux.ca](http://velux.ca) or call for full warranty details.

## Notice

All glass may be subject to unexpected and spontaneous breakage in rare circumstances due to imperfections in the glass that are undetectable during the manufacturing and inspection process by the manufacturer of the glass and VELUX. VELUX offers the choice of laminated or tempered glass skylights. Laminated glass is a combination of two or more glass sheets with one or more interlayers of plastic (PVB) or resin. In case of breakage, the interlayer is designed to hold the fragments together. Tempered glass does not contain an interlayer to hold the fragments together. Instead, tempered glass is designed to break into small, pebble-like pieces. When tempered glass breaks, pieces of glass come loose and may strike an individual. Consult local regulations and/or building material consultants to determine which type of glass is right for you or if laminated glass is required in your application.

The pricing listed is suggested retail, dealer may sell for more or less. Shipping to the dealer is included on all skylight, SUN TUNNEL® Skylight and roof window orders. Shipping is excluded on commercial skylight orders. All other orders are subject to a \$15 freight charge.

# Product Performance Values

## What you get with a VELUX

All VELUX Skylights are tested to meet the harshest weather climates around the world. Our entire product program endures rigorous VELUX testing to ensure quality and performance in every box. All products manufactured in North America are not just tested for performance, but also third party certified with unannounced factory inspections.

## Testing Data

VELUX residential skylights & SUN TUNNEL® skylights are rated at 20° slope and labelled with NFRC – certified product values and NAFS testing.

## Certified Energy Performance Value (NFRC) - Definitions

**U-value** is the thermal transmittance, the rate of heat transfer through the skylight due to temperature difference. The lower the number the more energy efficient. (U-value is the inverse of R-value)

**Solar heat gain coefficient (SHGC)**, the fraction of incident solar radiation from the sun that gets through the skylight and into the building at a 0° incident angle.

**Visual transmittance**, the fraction of visual light that gets through the skylight from outside into the building.

**FACT:** VELUX is Canada's leading manufacturer with the most Energy Star® certified skylights as verified by Natural Resources Canada.




## Deck Mounted Skylights


Model	VSS/VSE/VS <sup>†</sup>		FS <sup>†</sup>	
Glass	04	i89	04	i89
Energy Star®	-	Yes	-	Yes
U-Value* metric (imperial)	<b>2.44 (0.43)</b>	<b>2.16 (0.38)</b>	<b>2.50 (0.44)</b>	<b>2.16 (0.38)</b>
SHGC**	<b>0.23</b>	<b>0.23</b>	<b>0.26</b>	<b>0.25</b>
VT***	<b>0.53</b>	<b>0.52</b>	<b>0.60</b>	<b>0.59</b>
Class	<b>SKG-PG65 (SKG-PG105)</b>	<b>SKG-PG65 (SKG-PG105)</b>	<b>SKG-PG70 (SKG-PG105)</b>	<b>SKG-PG70 (SKG-PG105)</b>
Size Tested	<b>S06 (M08)</b>	<b>S06 (M08)</b>	<b>S06 (M08)</b>	<b>S06 (M08)</b>
Design Pressure (Pa)	<b>+11252/-2394 (+12012/-3830)</b>	<b>+11252/-2394 (+12012/-3830)</b>	<b>+6224/-2633 (+10790/-3830)</b>	<b>+6224/-2633 (+10790/-3830)</b>
Water Penetration Resistance Test Pressure (Pa)	<b>720</b>	<b>720</b>	<b>720</b>	<b>720</b>
Canadian Air Infiltration/Exfiltration	<b>A3</b>	<b>A3</b>	<b>Fixed</b>	<b>Fixed</b>

\*U-Value - W/m²K (BTU/h ft² F) \*\* SHGC - Solar Heat Gain Coefficient \*\*\* Visible Transmittance †Tested up to size S06 and (M08) ††Tested up to size 4646 †††Tested up to size 4646 and (2270) ‡‡ Tested, but not certified


## Curb Mounted Skylights

Model	VCS/VCE/VCM††	VCS††	FCM†††	FCM†††	FCM††
<b>Glass</b>	<b>04</b>	<b>10</b>	<b>04</b>	<b>05</b>	<b>29 / 30</b>
Energy Star* 	-	-	-	-	Yes
U-Value* metric (imperial)	<b>2.98 (0.52)</b>	<b>2.75 (0.49)</b>	<b>2.73 (0.48)</b>	<b>2.56 (0.45)</b>	<b>2.16 (0.38)</b>
SHGC**	<b>0.24</b>	<b>0.24</b>	<b>0.27</b>	<b>0.28</b>	<b>0.25</b>
VT***	<b>0.55</b>	<b>0.55</b>	<b>0.64</b>	<b>0.64</b>	<b>0.58</b>
Class	<b>SKG-PG45</b>	<b>SKG-PG40 (SKG-PG65)</b>	<b>SKG-PG120 (SKG-PG100) {SKG-PG70}</b>	<b>CW-PG100</b>	<b>SKG-PG60</b>
Size Tested	<b>4646</b>	<b>4646 (2246)</b>	<b>4646 (2270){4672}</b>	<b>4646</b>	<b>4646</b>
Design Pressure (Pa)	<b>+7920/ -1915</b>	<b>+17237/ -1430 (+29750/ -2390)</b>	<b>+8390/-4309 (+7190/-3591) {+3360/-2880}</b>	<b>+4788/ -5027</b>	<b>+3600/ -2160</b>
Water Penetration Resistance Test Pressure (Pa)	<b>720</b>	<b>720</b>	<b>720</b>	<b>720</b>	<b>720</b>
Canadian Air Infiltration/ Exfiltration	<b>A3</b>	<b>A3</b>	<b>Fixed</b>	<b>Fixed</b>	<b>Fixed</b>


## Deck Mounted Roof Windows

Model	GGL**	GPL**
<b>Glass</b>	<b>66</b>	<b>66</b>
Energy Star* 	<b>N/A</b>	<b>N/A</b>
U-Value* metric (imperial)	<b>1.23 (0.22)</b>	<b>1.36 (0.24)</b>
SHGC**	<b>0.36</b>	<b>0.36</b>
VT***	<b>0.51</b>	<b>0.51</b>
Class	<b>RWG-PG30</b>	<b>RWG-PG40</b>
Size Tested	<b>1340x1400 frame UK08</b>	<b>1340x1400 frame UK08</b>
Design Pressure (Pa)	<b>+1440/ -1440</b>	<b>+1920/ -1920</b>
Water Penetration Resistance Test Pressure (Pa)	<b>720</b>	<b>720</b>
Canadian Air Infiltration/ Exfiltration	<b>A3</b>	<b>A3</b>

## Flat Roof Skylights

Model	CFP**
<b>Glass</b>	<b>73</b>
Energy Star* 	<b>N/A</b>
U-Value* metric (imperial)	<b>1.30 (0.23)</b>
SHGC**	<b>0.5</b>
VT***	<b>0.6</b>
Class	<b>SKG-PG100</b>
Size Tested	<b>1685x1685 frame (150150)</b>
Design Pressure (Pa)	<b>+4800/ -4800</b>
Water Penetration Resistance Test Pressure (Pa)	<b>720</b>
Canadian Air Infiltration/ Exfiltration	<b>Fixed</b>

## SUN TUNNEL® Skylights with Energy Kit ZTC 51†

Model	TGF/TMF	TGR/TMR/THR	TLR	TCR
Energy Star* 	<b>Yes</b>	<b>Yes</b>	<b>N/A</b>	<b>Yes</b>
U-Value* metric (imperial)	<b>1.93* (0.34)</b>	<b>2.10* (0.37)</b>	<b>2.33* (0.41)</b>	<b>2.10* (0.37)</b>
SHGC**	<b>0.19*</b>	<b>0.33*</b>	<b>0.41*</b>	<b>0.33*</b>
VT	<b>0.26</b>	<b>0.30</b>	<b>0.37</b>	<b>0.30</b>
Class***	<b>TDDCC-PG125</b>	<b>TDDCC-PG125</b>	<b>TDDCC-PG150</b>	<b>TDDCC-PG165</b>
Size Tested	<b>559mm (022)</b>	<b>559mm (022)</b>	<b>356mm (014)</b>	<b>356mm (014)</b>
Design Pressure (Pa)	<b>+9476/-4549</b>	<b>+9476/-4549</b>	<b>+7182/ -8140 G34</b>	<b>+9576/ -5985</b>
Water Penetration Resistance Test Pressure (Pa)	<b>720</b>	<b>720</b>	<b>720</b>	<b>720</b>
Canadian Air Infiltration/ Exfiltration	<b>Fixed</b>	<b>Fixed</b>	<b>Fixed</b>	<b>A3</b>

\*U-Value - W/m<sup>2</sup>K (BTU/ h ft<sup>2</sup> F) \*\* SHGC - Solar Heat Gain Coefficient \*\*\* Visible Transmittance †Tested up to size S06 and (M08)

††Tested up to size 4646 †††Tested up to size 4646 and (2270) ‡ Tested with Canadian Energy Kit installed, ZTC 51 ‡‡ Tested, but not certified.

# Commercial Skylights - Dynamic Dome

## Cast light longer with the Dynamic Dome

The VELUX Dynamic Dome has once again revolutionized the commercial skylight market with new features that are innovative and can meet energy, structural and safety requirements for most non-residential applications.

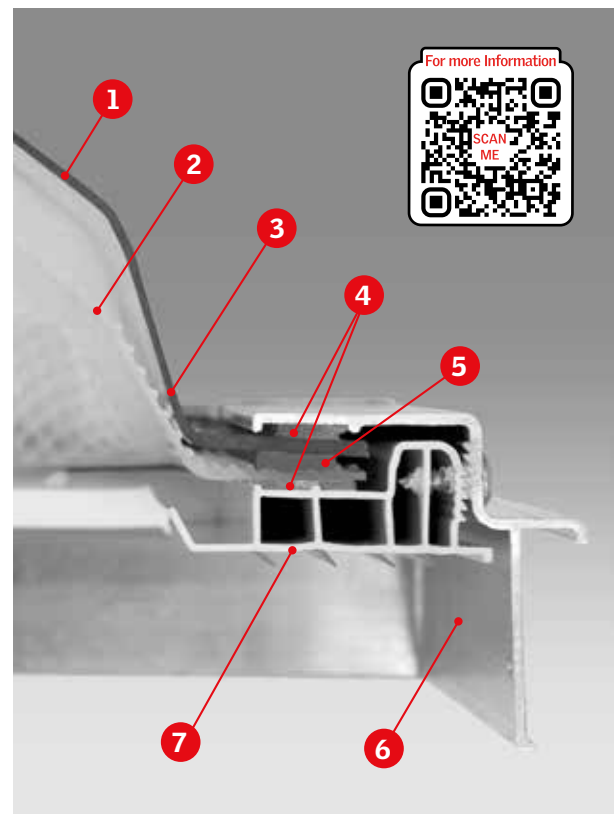
**15 Year  
Warranty**  
on LuxGuard options  
including hail  
breakage\*

## New and Upgraded Dynamic Dome Features

- 1 Smooth Outer Dome** – While keeping to its uncompromising strength and revolutionary engineering, the increased height and prismatic inner dome design of the Dynamic Dome transmits 20% more light into spaces.
- 2 White Prismatic Inner Dome** – The smooth inner dome achieves 100% light diffusion and is available for larger size needs or to meet HVHZ code requirements.
- 3 Sidewall of Dome** – Masterfully designed to match the angles of the sun in the morning and afternoon hours (lower light periods) to improve light transmittance.


## New and Upgraded Dynamic Dome and Commercial Frame Features

- 4 Impenetrable Water Protection** – The combination of two layers of InstantGlaze sealant ensures a fully watertight design.
- 5 Glazing Spacer** - Clear evacuation path for any moisture that may form in between the domes.
- 6 One-Piece Aluminum Frame** – Improved frame strength and thermal performance from previous two-piece frame design.
- 7 PVC Thermal Break** – The unique two-way function of the PVC inner frame provides a 100% thermal break, as well as a water management system, evacuating all moisture to the exterior.
  - Dry Installation - no curb sealants or tape needed
  - Combined Wicking System: Absorbs moisture from the inner frame to evacuate to the exterior



\*15 year warranty on LuxGuard options including hail breakage up to 2" diameter. See full warranty at velux.ca.

## IMPROVED! Energy Series Skylight CMD3/CMD4



Triple dome and Energy dome Delivers abundant daylight while providing a thermal barrier to exterior elements. CMD4 models feature Lumira Aerogel and multi wall polycarbonate.

### Benefits

- Energy series skylight options.
- Competitive pricing.
- Compact nestling allows for shipping of more skylights per truckload.
- 15-year warranty on LuxGuard options including hail breakage\*.
- Fall protection and security screens available.
- Additional curb options available.


### Features

- 100% thermal break.
- Light harvesting design to maximize low angle sunlight to capture more daylight, reducing electrical usage.
- Enhanced water management with multifunctional condensation gasket and mid-points on each side of the frame to evacuate water outside at all four corners.
- Airtight seal to curb with dry installation.
- Available in double, triple, and high energy domes.

## Custom Dome Skylights


A wide variety of custom dome skylights, glazing options and accessories are available with short lead times. Manufactured to fit outside curb sizes to the nearest ¼" with a ½" clearance on all sides. Frame colour is also available in mill finish or neutral grey.

### Model CMT - Traditional Dome




- Available in ¼" increments.
- Acrylic available up to 102" x 150" outside curb.
- Also available in smooth and prismatic LuxGuard polycarbonate. Call for sizing.
- Skylight curb and fall protection accessories available.
- No minimum order quantity.

### Model CMP - Hip Ridge Dome



- Available in ¼" increments.
- Acrylic available up to 102" x 150" outside curb.
- Also available in smooth and prismatic LuxGuard polycarbonate. Call for sizing.
- Skylight curb and fall protection accessories available.
- No minimum order quantity.

### Model CMP - Pyramid Dome



- Available in ¼" increments.
- Acrylic available up to 99" x 99".
- Also available in smooth and prismatic LuxGuard polycarbonate. Call for sizing.
- Skylight curb and fall protection accessories available.
- No minimum order quantity.



**Model CCAM** - Factory insulated attached aluminum curb. 9", 12" and 16" heights available

# How to Configure Commercial Skylights

## Step 1: Select your Dynamic Dome or Custom Dome skylight model

### Dynamic Dome skylight models

Model	Skylight Description
CMD2	Double dome, curb mount
CMD3	Triple dome, curb mount
CMD4	Energy dome, curb mount
DMD2	Double dome, deck mount (curb included)
DMD3	Triple dome, deck mount (curb included)
DMD4	Energy dome, deck mount (curb included)

### Custom Dome skylight models

Model	Skylight Description
CMT2	Double dome traditional round, curb mount
CMT3	Triple dome, tradition round, curb mount
CMP2	Double dome, pyramid, curb mount
CMP3	Triple dome, pyramid, curb mount
DMT2	Double dome traditional round, deck mount (curb included)
DMT3	Triple dome, tradition round, deck mount (curb included)
DMP2	Double dome, pyramid, deck mount (curb included)
DMP3	Triple dome, pyramid, deck mount (curb included)

## Step 2: Select your Dynamic Dome size, or note your Custom Dome size

Dome Sizes	2448	2496	2412	30120	3636	3660	3672	3696	36120	4783	4848	4860	4872	4896	48120	5060	6060	6072	6096	60120	7272
Outside Curb Size	27" x 51"	27" x 99"	27" x 123"	33" x 123"	39" x 39"	39" x 63"	39" x 75"	39" x 99"	39" x 123"	50" x 86"	51" x 51"	51" x 63"	51" x 75"	51" x 99"	51" x 123"	53" x 63"	63" x 63"	63" x 75"	63" x 99"	63" x 123"	75" x 75"
Maximum Skylight Clearance	28 1/4" x 52 1/4"	28 1/4" x 100 1/4"	28 1/4" x 124 1/4"	34 1/4" x 124 1/4"	40 1/4" x 40 1/4"	40 1/4" x 64 1/4"	40 1/4" x 76 1/4"	40 1/4" x 100 1/4"	40 1/4" x 124 1/4"	51 1/4" x 87 1/4"	52 1/4" x 52 1/4"	52 1/4" x 64 1/4"	52 1/4" x 76 1/4"	52 1/4" x 100 1/4"	52 1/4" x 124 1/4"	54 1/4" x 64 1/4"	64 1/4" x 64 1/4"	64 1/4" x 76 1/4"	64 1/4" x 100 1/4"	64 1/4" x 124 1/4"	76 1/4" x 76 1/4"

■ Stocked CMD2 Sizes: 2448, 4783, 4848, 4896, 6060

## Step 3: Select your Dynamic and Custom Dome glazing options


Dynamic Domes	Code	Outer Dome	Middle Dome	Inner Dome	Warranty
LuxGuard polycarbonate, double or triple dome	PIC2	Clear smooth polycarbonate	Clear smooth polycarbonate (triple only)	Prismatic white polycarbonate	15 years
LuxGuard polycarbonate + Lumira Laylight	P1L2	Clear smooth polycarbonate	N/A	10mm multiwall polycarbonate with Lumira Aerogel	15 years
EcoSky acrylic, double or triple dome	E2A1	Satin Sky 2	Clear smooth acrylic (triple only)	Clear smooth acrylic	5 years
EcoSky acrylic + Lumira Laylight	E2L2	Satin Sky 2	N/A	10mm multiwall polycarbonate with Lumira Aerogel	5 years
Custom Domes, double acrylic dome	Code	Outer Dome	Middle Dome	Inner Dome	Warranty
Clear over clear	A1A1	Clear smooth acrylic	N/A	Clear smooth acrylic	5 years
Clear over white	A1A2	Clear smooth acrylic	N/A	White smooth acrylic	5 years
White over clear	A2A1	White smooth acrylic	N/A	Clear smooth acrylic	5 years
Bronze over clear	A4A1	bronze smooth acrylic	N/A	Clear smooth acrylic	5 years
Custom Domes, double/triple dome in LuxGuard or EcoSky	Code	Outer Dome	Middle Dome	Inner Dome	Warranty
Clear polycarbonate over clear polycarbonate	PIP1	Clear smooth polycarbonate	Clear smooth polycarbonate (triple only)	Clear smooth polycarbonate	15 years
EcoSky acrylic over clear acrylic	E2A1	Satin Sky 2	Clear smooth acrylic (triple only)	Clear smooth acrylic	5 years

Additional options available. ■ Stocked Glazings: **2-4 days lead time East. 1-2 weeks West.** Made on Demand: **2-5 week lead time.**


## Dynamic Dome and Custom Dome fall protection & security



Exterior safety screen (CAE)



Interior safety screens (CRGA ICD)



Interior burglar bars (CRGA BB)



\*15 year warranty on LuxGuard options including hail breakage up to 2" diameter. See full warranty at velux.ca.

# VMS - VELUX Modular Skylights

VMS (VELUX Modular Skylights) is a high-performance skylight system that greatly reduces the installation time and risk of larger sloped glazing projects. Prefabricated in our factory, there is no on-site glazing or fabrication of flashing. With its impressive thermal performance and quality, VMS is optimized for customers looking for larger skylight openings on flat roofs. Units are available in fixed or venting, along with interior blinds to maximize the fresh air and light control.

## Features

- Available in fixed or venting modules.
- Width size range- 26 <sup>9</sup>/<sub>16</sub>" - 39 <sup>3</sup>/<sub>8</sub>".
- Fixed height size range 23 <sup>5</sup>/<sub>8</sub>" - 118 <sup>1</sup>/<sub>8</sub>".
- Venting height size range 31 <sup>1</sup>/<sub>2</sub>" - 94 <sup>1</sup>/<sub>2</sub>".
- Rain and wind sensor available on venting modules.
- Roller blinds and venting modules compatible with building automation.
- Pultruded fibreglass frame.
- U-values as low as 1.31 W/m<sup>2</sup>°C.
- NAFS tested.


For more information contact your local VELUX representative [velux.ca/vms](http://velux.ca/vms).



The **VELUX Energy Series** are the most energy efficient skylights on the market

## One modular skylight, many installation options!

Longlight



Northlight



Wall Mounted Long Light



Ridgelight





The No Leak Skylight™

## TRANSFORMING SPACES – INTO FAVOURITE PLACES



Not a member of the **VELUX Installers Program**?  
Register today at [vipmembers.ca](http://vipmembers.ca) to partner with us and grow your business.

### Head Office

VELUX Canada Inc.  
2740 Sherwood Heights Dr.  
Oakville, Ontario  
L6J 7V5

Phone: 1 800-888-3589  
Fax: 1 800-898-3589

### Western Office

VELUX Canada Inc.  
#2130 - 550 Sherling Place  
Port Coquitlam, BC  
V3B 0J6

Web: [velux.ca](http://velux.ca)  
Email: [velux-cdn@velux.com](mailto:velux-cdn@velux.com)



SUITABILITY: Determining the suitability and compliance with local or other applicable building codes or standards, of all building components, including the use of any VELUX products, and the design and installation of any flashing, is the responsibility of the buyer, user, architect, contractor, installer, and/or other construction professional. VELUX will not be liable for any problem or damage relating to inappropriate or faulty building design or construction, maintenance, installation, or selection of products. Skylights, Roof Windows and SUN TUNNEL® are only one element of a structure; VELUX does not warrant that third party certification of a building or project to any specific standard will be achieved through the use of any VELUX product.

Contact VELUX to discuss the best suited skylight for your application at 1 800-888-3589.

V-CDN-0423 XCA M PPG ©2023 VELUX GROUP ©VELUX, VELUX LOGO ARE REGISTERED TRADEMARKS USED UNDER LICENSE BY THE VELUX GROUP. SUN TUNNEL® IS A REGISTERED TRADEMARK USED UNDER LICENSE BY THE VELUX GROUP.

