



The mission of SafeHouse KY is to help veterans, children, & families regain stability in society through health, housing, & educational resources. We take pride in being a veteran-led organization that recognizes the sacrifices made by our heroes to uphold our freedom, liberty, & pursuit of happiness.

FOCUS AREAS:



WE ARE CURRENTLY SEEKING NEW BOARD MEMBERS FROM ALL WALKS OF LIFE & PROFESSIONAL BACKGROUNDS TO HELP SUPPORT THE GOVERNING OF OUR ORGANIZATION. IN THIS ROLE YOU WILL BE ABLE TO ENSURE THAT ALL PROJECTS, FUNDS, & ALLOCATED RESOURCES ARE BUILDING SOLUTIONS TO THE ISSUES WE WISH TO ADDRESS.



SUPPORTING VETERANS IN KENTUCKY



KY'S
VETERANS



250,427

Veterans in Kentucky

7.2%

of Kentucky's adult population are veterans of the U.S. military

SERVICE ERA*

	1.8% World War II
	5.2% Korea
	36.1% Vietnam
	22.9% Gulf War I
	20.6% Iraq & Afghanistan
	22.9% Between Conflicts

Source: Housing Assistance Council tabulations of the 2017-2021 American Community Survey (ACS PUMs used for certain estimates)
*Totals may exceed 100%. Some veterans served in multiple eras.



LOCATION

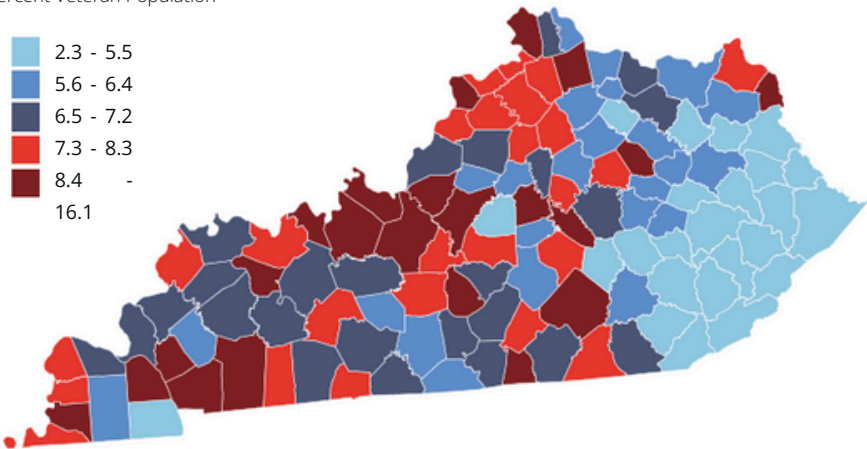



Veterans by County

Veterans as a percent of the adult population

Counties

Percent Veteran Population



SUPPORTING VETERANS IN KENTUCKY



ECONOMIC WELL BEING



4.6%

Unemployment rate for Kentucky's veterans. The overall unemployment rate for Kentucky is 5.3%. Younger persons have the highest rates of unemployment among veterans



8.5%

of Kentucky's veterans live in poverty



\$59,463
26.4%

Median household income of Kentucky veterans. The median income of all Kentucky households is \$54,472.



of Kentucky's veterans have a service connected disability rating (66,212 Veterans).

Source: Housing Assistance Council tabulations of the 2017-2021 American Community Survey (ACS PUMs used for certain estimates)



HOUSING & HOMES

VETERAN OCCUPIED HOMES

159,612



Approximately 159,612, or 9.1 percent, of Kentucky's homes are occupied by veterans.

HOME- OWNERSHIP

77.6%



Homeownership rate of Kentucky's veterans

HOME VALU E

\$150,000



The median value of Kentucky veterans' homes is \$150,000. The state's overall median home value is \$150,000.

HOUSING PROBLEMS

33,634



Approximately 33,634 Kentucky veterans live in homes with one or more major problems of quality, crowding, or cost. Housing affordability is the greatest housing problem among veterans. Roughly 20.2 percent of Kentucky veterans pay too much for their housing.

VA MORTGAGE LOANS

13,962



In 2021, 13,962 VA home loan guarantees were made in Kentucky to support veteran homeowners. VA loans represented 8.4 percent of Kentucky's home mortgage originations in 2021.

HOME- LESSNESS

328



HUD estimates that approximately 328 Kentucky veterans are homeless.

Source: Housing Assistance Council tabulations of the 2017-2021 American Community Survey (ACS PUMs used for certain estimates), 2021 Home Mortgage Disclosure Act (HMDA) Data, 2022 HUD Point in Time Homeless Estimate (PIT)





Supporting our
Veterans


**PURCHASING OF OVER 10 ACRES
OF LAND FOR HOUSING
DEVELOPMENT**

**SUPPORT FOR OVER 2000
VETERANS TO RENTER SOCIETY**

**FOOD SECURITY FOR OVER 2000
VETERANS**

**EMPLOYMENT & HEALTHCARE
ASSISTANCE**

WERE PUTTING AMERICA FIRST



Honoring Veterans — Restoring Lives

