



CHI ENERGY PRODUCTS

PENDULUM DOWSING

Using Energies to Find Your Answer

VIBRATIONS OF LIFE

You live in a world of vibrations, energies, or frequencies-- your body, your plants, and your home are all part of this environment



Through dowsing you will learn to **identify, locate and transform energies** as you connect with these subtle energy fields

CONNECTING YOU WITH YOUR WORLD

Identify and locate energies

Seek Truth

Access your intuition

Get stimulated by ideas


Turn on your creativity

Move "in the flow"

Expand your mind

Discover new possibilities

Experience amazing success



TAPPING INTO THE ENERGY

CREATE YOUR PENDULUM

A pendulum is one of the tools used in dowsing/bio-detection. Place a ring or crystal on a string/chain about 4 to 6 inches long-- this is your pendulum.

PROGRAM THE PENDULUM

- Hold the string/chain, between your thumb and first finger of your dominate hand
- Draw a 3' x 3" + on a piece of paper
- N/S is YES and E/W is NO
- Swing the pendulum along the N/S axis and say, "this is my YES". Replicate with E/W - NO axis
- This will program your response for future questions. You may need to do this a few times.

BUILDING RELIANCE & TRUST

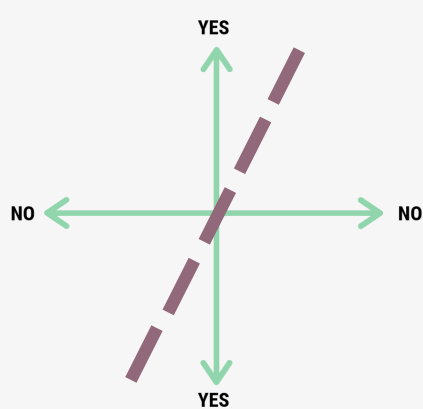
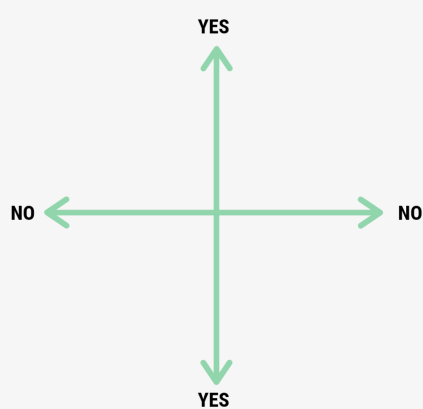
Begin with questions where you know the answer, this will verify your Yes/NO. This is the process of building trust in your pendulum and your answer. Continue asking questions and allow the pendulum to swing over the + grid for answers. Once you have verified your Y/N you are ready to begin exploring.

BUILDING RELIANCE & TRUST

To start your questioning, swing the pendulum from 2 to 7 o'clock across the +. This will get your pendulum in motion.

Now ask a question with a YES or NO answer.

Example: Is this "___" plant food the best for my plants for the next 5 months?



HAVE A SPECIFIC QUESTION?

CONTACT ME AT SUETRUMP@ATT.NET