HH1 Controller Sensor Connection Schematics

☞ Service Variable 51 – Sensor Configuration: choose between configurations 0 – 4



Configuration 0

6 x PT100 3-wire with share sense resistors

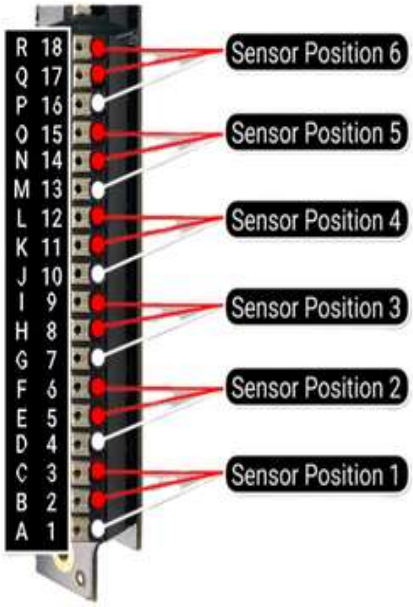

Configuration 1

4 x PT100 4-wire with dedicated sense resistors and external ground

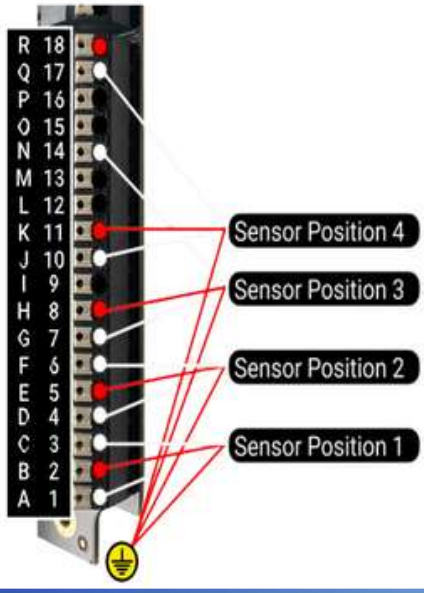

Configuration 2

4 x PT100 4-wire with shared sense resistors and current source rotation

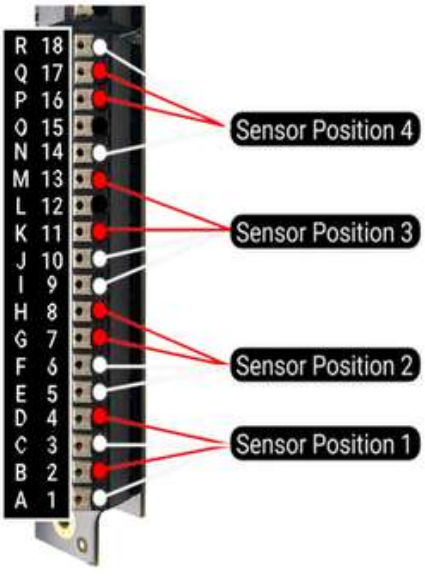

Configuration 3

4 x PT100 4-wire with shared sense resistors and without current source rotation

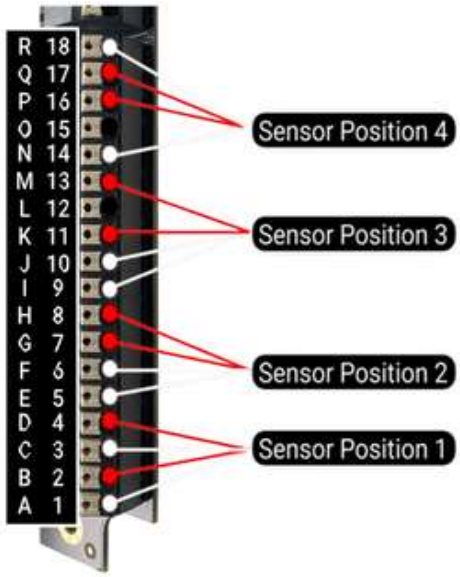

Configuration 4

4 x PT100 4-wire with shared sense resistors (version 2.3 and onwards)

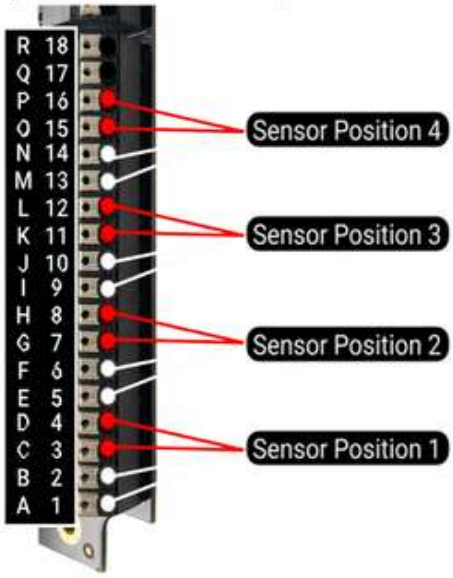

0 = 6 x PT100 three-wire

1 = 4 x PT100 four-wire A

2 = 4 x PT100 four-wire B

3 = 4 x PT100 four-wire C

4 = 4 x PT100 four-wire D