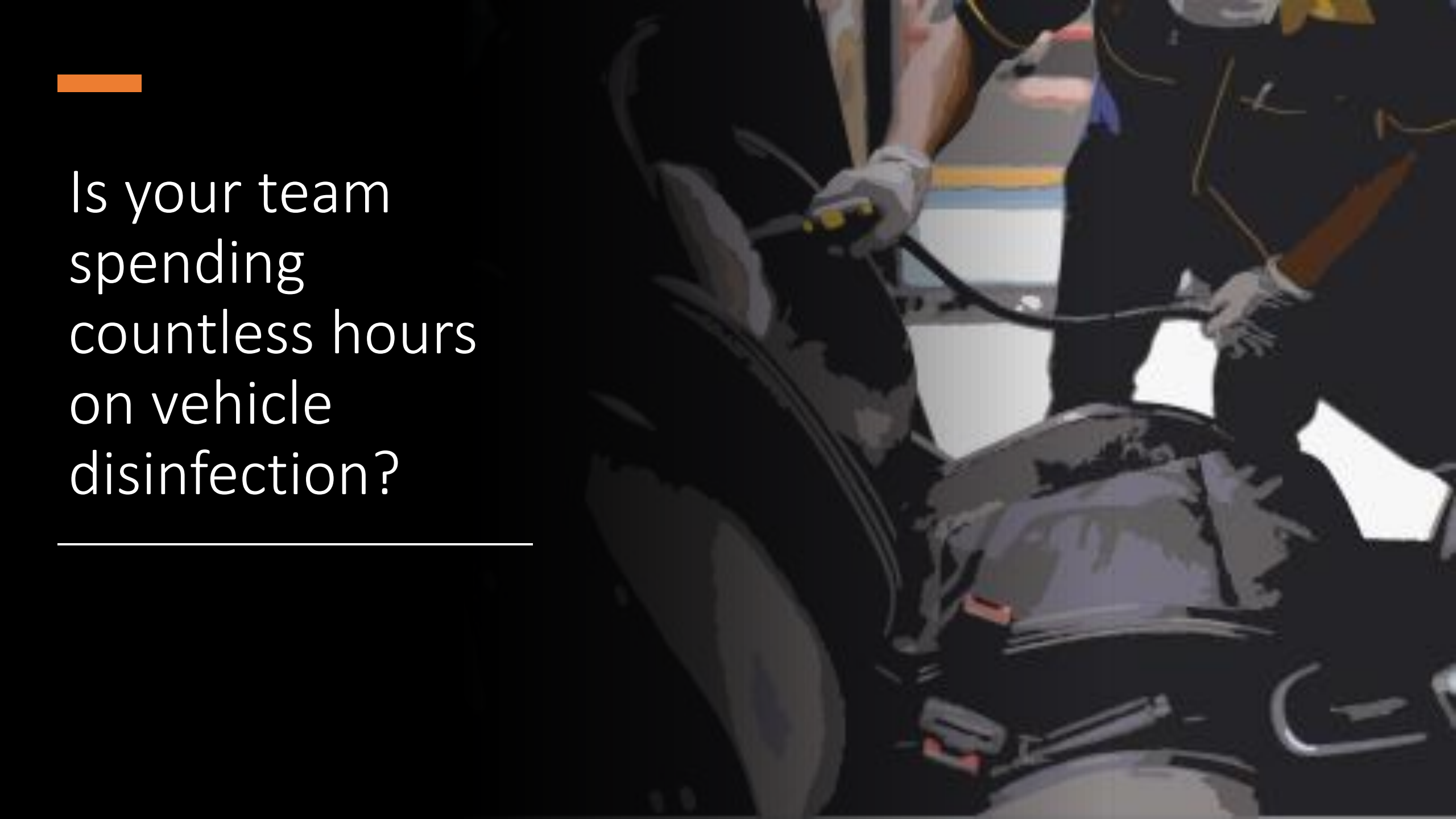





Ultra 254 UVC Light Disinfection Tool for Fleet Vehicles

Use Case Example - Sedan



Is your team
spending
countless hours
on vehicle
disinfection?



Increase your
team's
productivity
while
maintaining a
safe work
environment
with the
Ultra254
Disinfection
Tool

- Place tool in desired section of the vehicle
- Press the 'On' button to start the process
- Use the straps to lift the tool once the vehicle doors are closed

(1 minute)






A treatment cycle is
only 12 minutes

Two tools or a second
cycle is needed for the
back seat


(12-24 minutes)



A photograph of a person's hands, wearing white gloves, sanitizing the center console of a car. The car's interior is visible, including the air vents and the center console. The image is overlaid with a semi-transparent dark blue diagonal shape. The text is white and positioned on the left side of the image.

The remaining
Hi-touch areas that
are shaded from the
UV light will need to
be sanitized after the
cycle is complete

(1-3 minutes)

A person wearing a white long-sleeved shirt and a brown belt is holding a black tablet computer with both hands. The background is a blurred, light-colored surface. An orange horizontal bar is located at the top left of the page.

We're here to help make your team more efficient, eliminate unneeded downtime, improve productivity, and maintain a safe work environment for your employees, community, and family.

3-4 minutes of labor
14-28 minutes total time