


I'm not robot  reCAPTCHA

**I'm not robot!**

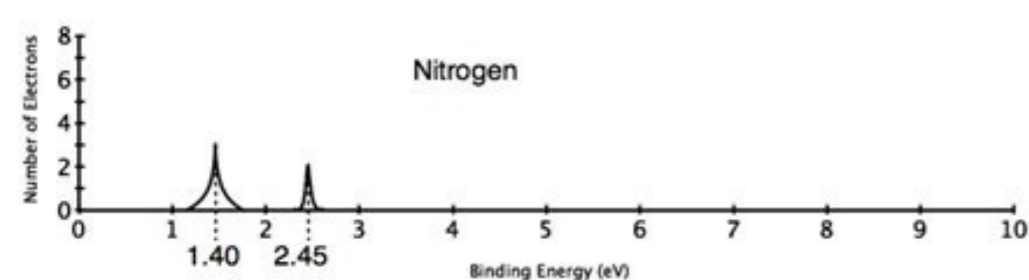
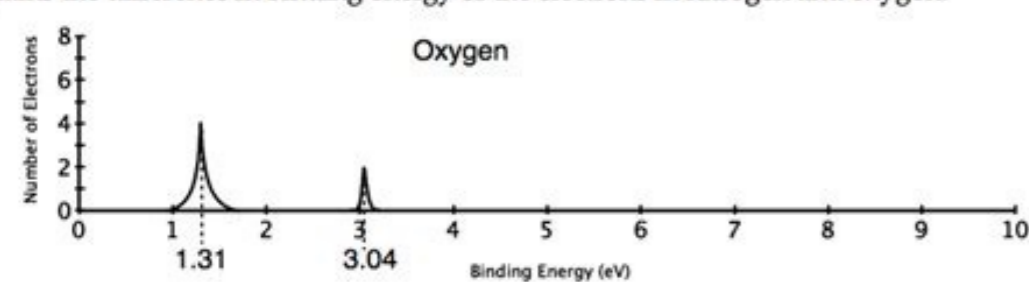
# Mole ratios pogil answer key pdf

## Mole ratios pogil answers. Mole ratios pogil worksheet answer key.

Pogila Mole Ratios Worksheet Download Gmbar.co for free from gmbar.co Chemistry is a fascinating subject that deals with the study of matter and its properties. One of the basic concepts of chemistry is the molar ratio. Understanding molar ratios is essential in stoichiometry, a branch of chemistry that calculates the amounts of reactants and products of chemical reactions. In this article, we will examine the molar ratio in detail and give answers to the Pogil mole ratio worksheet. What is the molar ratio? The mole ratio is a conversion factor that relates the number of moles of two substances involved in a chemical reaction. It is a mathematical relationship between the number of moles of reactants and the number of products in a chemical equation. In other words, molar ratios allow you to balance chemical equations and determine the amount of required reactants or products formed in a chemical reaction. Example: Consider the chemical equation:  $2\text{H}_2 + \text{O}_2 \rightarrow 2\text{H}_2\text{O}$  The molar ratio of hydrogen to oxygen is 2:1, which means that for every two moles of hydrogen, one mole of oxygen and two moles of water are consumed, done How to calculate the molar ratio? To calculate the molar ratio, it is necessary to balance the chemical equation and determine the number of moles of each substance. The mole ratio is then calculated by dividing the moles of one substance by the moles of the other substance. Example: Consider the following equation:  $\text{Fe} + 2\text{HCl} \rightarrow \text{FeCl}_2 + \text{H}_2$  To determine the molar ratio of iron to hydrochloric acid, we need to balance the equation and find the number of moles of each substance.  $\text{Fe} + 2\text{HCl} \rightarrow \text{FeCl}_2 + \text{H}_2$  1 mol + 2 moles = 1 mol + 1 mol The molar ratio of iron to hydrochloric acid is 1:2, which means that for every mole of iron used, there are two moles of hydrochloric acid, the acid is consumed, one mole of iron(II) chloride and one mole of hydrogen are produced. Pogil Molar Ratio Worksheet The Pogil Molar Ratio Worksheet contains several Pogil Molar Ratios Worksheet Gmbar.co Download free from gmbar.co Chemistry is a fascinating subject that deals with the study of matter and its properties. One of the basic concepts of chemistry is the molar ratio. Understanding molar ratios is crucial in stoichiometry, the branch of chemistry concerned with the calculation of reactants and products in chemical reactions. In this article, we take a detailed look at molar ratios and provide answers to the Pogil's Molar Ratios worksheet. What is the molar ratio? A molar ratio is a conversion factor that refers to the molar amount of two substances involved in a chemical reaction. It is a mathematical relationship between the number of moles of reactants and products in a chemical equation. In other words, molar ratios allow you to balance chemical equations and determine the amount of reactants or products required for a chemical reaction. Example: Consider the chemical equation:  $2\text{H}_2 + \text{O}_2 \rightarrow 2\text{H}_2\text{O}$  The molar ratio of hydrogen to oxygen is 2:1, which means that for every two moles of hydrogen, there is one mole of oxygen and two moles of water needed. Product. How do you calculate molar ratios? To calculate molar ratios, balance the chemical equation and find the number of moles of each substance. The molar ratio is then calculated by dividing the moles of one substance by the moles of the other substance. Example: Consider the following equation:  $\text{Fe} + 2\text{HCl} \rightarrow \text{FeCl}_2 + \text{H}_2$  To find the molar ratio of iron to hydrochloric acid, we need to balance the equation and find the number of moles of each substance.  $\text{Fe} + 2\text{HCl} \rightarrow \text{FeCl}_2 + \text{H}_2$  1 mol + 2 mol = 1 mol + 1 mol The molar ratio of iron to hydrochloric acid is 1:2, which means that for every mole of iron it consumes two moles of hydrochloric acid formed to produce one mole of ferrous chloride and one mole of hydrogen.

### Question:

Below are shown the photoelectron spectra of the electrons in the second energy level for nitrogen and oxygen. Based on the spectra below which of the following best explains the difference in binding energy of the electrons in nitrogen and oxygen.



- The oxygen electrons have more binding energy because oxygen has more protons in its nucleus than nitrogen does.
- The oxygen electrons in the 2s orbital have higher binding energy because oxygen has more protons, while oxygen's 2p electrons have a lower binding energy due to greater electron-electron repulsion.
- The nitrogen electrons in the 2s orbital are closer to the nucleus and experience a stronger attractive force giving them a higher binding energy.
- The nitrogen electrons have more binding energy because nitrogen has less electron-electron repulsion.

©2013, Aaron Glimme, LearnAPChemistry.com

### Answer:

The correct answer is "b". Oxygen has more protons than nitrogen which in general increases the attractive force on the electrons, but oxygen also has 4 electrons in the 2p orbitals. With 4 electrons two of the electrons must share the same orbital causing an increase in electron-electron repulsion which off sets the attractive force of the added proton.

Pogil's worksheet on Pogil's mole ratios: Answer: The mole ratio of ammonia to water is 4:6 or 2:3. Question 3. Consider the following chemical equation:  $2\text{Na} + 2\text{H}_2\text{O} \rightarrow 2\text{NaOH} + \text{H}_2$  What is the mole ratio of sodium to water in the reaction?

3. Refer to the data table in Question 2.

- What do the different ratios in the last column correspond to the coefficients in the reaction above? Model the ratio as the coefficient in front of the reactant.  
The ratio is 2:2:2:1.
- Use mathematical concepts to explain how your answer in part a is possible.  
The coefficient ratio of sodium to the water is 2:2:2:1. The ratio is 2:2:2:1.

4. From the table, what is the mole ratio of sodium to water in the reaction? Model the ratio as the coefficient in front of the reactant. How many moles of each substance are consumed and produced in the reaction above? Model the ratio as the coefficient in front of the reactant.  
a. Calculate the amount of sodium consumed and produced.  
b. Based on the ratio of  $\text{Na}$  to  $\text{H}_2\text{O}$ , balance the ratio in the boxes which number possible.

	$\text{Na}$ Consumed	$\text{H}_2\text{O}$ Consumed	$\text{NaOH}$ Produced	Ratio $\text{Na}_2\text{H}_2\text{O}_2\text{Na}$
If the reaction consumed 4.02 x 10 <sup>23</sup> atoms, how many molecules would be consumed or produced?	$4.02 \times 10^{23}$	$1.01 \times 10^{23}$	$1.01 \times 10^{23}$	1 : 1 : 1 : 2
How many moles of each substance would be consumed or produced in the previous situation?	1	3	2	1 : 3 : 2

5. Refer to the data table in Question 4.

- What do the different ratios in the last column correspond to the coefficients in the reaction above? Model the ratio as the coefficient in front of the reactant.  
The ratio is 2:2:2:1.
- Use mathematical concepts to explain how your answer in part a is possible.  
The coefficient ratio of sodium to the water is 2:2:2:1. The ratio is 2:2:2:1.

6. The ratio obtained from the coefficients in a balanced chemical equation is called the mole ratio.

- What is the mole ratio for the reaction in Model 1?  
1 : 3 : 2
- Explain why this ratio is called the mole ratio.  
It is the ratio of the coefficients in the balanced chemical equation.

Answer: The mole ratio of sodium to water is 2:2 or 1:1. Conclusion In conclusion, mole ratios are essential in chemistry because they help determine the amount of reactants and products in a chemical reaction. Understanding molar ratios is essential in stoichiometry, an essential tool in chemical analysis and synthesis. Use Pogil's Mole Ratios Worksheet to test your knowledge of molar ratios and their application to chemical reactions. reaction.