



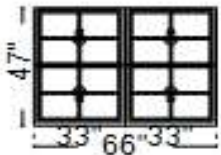
## Contract - Detailed

Pella Window and Door Showroom of Roslyn  
79 Powerhouse Rd  
Roslyn Heights, NY 11577

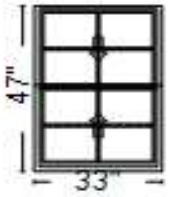
**Sales Rep Name:** Arleo, Pete  
**Sales Rep Phone:** (631) 926-5049  
**Sales Rep Fax:**  
**Sales Rep E-Mail:** parleo@pellactny.com

Customer Information	Project/Delivery Address	Order Information
<b>Mp Construction</b> 6 Cammerer Ave  EAST ROCKAWAY, NY 11518 <b>Primary Phone:</b> (516) 5269813 <b>Mobile Phone:</b> <b>Fax Number:</b> <b>E-Mail:</b> MPCONSTRUCTIOND@GMAIL.COM <b>Contact Name:</b>  <b>Great Plains #:</b> 1000568218 <b>Customer Number:</b> 1003060786 <b>Customer Account:</b> 1000568218	<b>1075 LAWRENCE STREET FRANKLIN SQUARE</b> 1075 LAWRENCE STREET  <b>Lot #</b> FRANKLIN SQUARE, NY 11010 <b>County:</b> <b>Owner Name:</b> Mp Construction <b>Owner Phone:</b> (516) 5269813	<b>Quote Name:</b> LS BLACK/WHITE 11.27.24  <b>Order Number:</b> 250 <b>Quote Number:</b> TBD <b>Order Type:</b> Non-Installed Sales <b>Wall Depth:</b> <b>Payment Terms:</b> Deposit/C.O.D. <b>Tax Code:</b> NASSAU <b>Cust Delivery Date:</b> None <b>Quoted Date:</b> 12/17/2024 <b>Contracted Date:</b> <b>Booked Date:</b> <b>Customer PO #:</b>
Accessories Managed / Delivery Date		
Door Handles	1/1/0001	Hinge & Sliding Door Screens 1/1/0001 Window Screens 1/1/0001 Window Hardware 1/1/0001

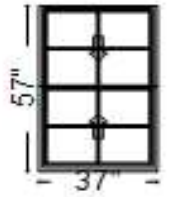
Line #	Location:	Attributes	Qty
10	1ST FL	FIRST FLOOR	1

Line #	Location:	Attributes	
15	LR L SIDE	<b>Lifestyle, 2-Wide Double Hung, 66 X 47, Without HGP, Black</b>	<b>Qty</b> 1
 <p>PK # 2180</p> <p>Viewed From Exterior</p>			
<p><b>1: 3347 Double Hung, Equal</b>  <b>Frame Size:</b> 33 X 47  <b>Unit Type:</b> No Program  <b>General Information:</b> No Package, Without Hinged Glass Panel, Clad, Pine, 5", 3 11/16", Jambliner Color: <b>Gray</b>  <b>Exterior Color / Finish:</b> <b>Standard Enduraclad, Black</b>  <b>Interior Color / Finish:</b> <b>Prefinished White Paint Interior</b>  <b>Glass:</b> <b>Insulated Low-E Advanced Low-E Insulating Glass Argon Non High Altitude</b>  <b>Hardware Options:</b> <b>Cam-Action Lock, 1 Lock, White, No Limited Opening Hardware, Order Sash Lift, 1 Lift, No Integrated Sensor</b>  <b>Screen:</b> <b>Full Screen, Black, InView™</b>  <b>Performance Information:</b> <b>U-Factor 0.30, SHGC 0.27, VLT 0.50, CPD PEL-N-35-00515-00001, Performance Class LC, PG 50, Calculated Positive DP Rating 50, Calculated Negative DP Rating 50, STC 27, OITC 23, Egress Does not meet typical United States egress, but may comply with local code requirements</b>  <b>Grille:</b> <b>GBG, No Custom Grille, 3/4" Contour, Traditional (2W2H / 2W2H), White, Black</b></p> <p><b>2: 3347 Double Hung, Equal</b>  <b>Frame Size:</b> 33 X 47  <b>Unit Type:</b> <b>No Program</b>  <b>General Information:</b> <b>No Package, Without Hinged Glass Panel, Clad, Pine, 5", 3 11/16", Jambliner Color:</b> Gray  <b>Exterior Color / Finish:</b> Standard Enduraclad, Black  <b>Interior Color / Finish:</b> Prefinished White Paint Interior  <b>Glass:</b> Insulated Low-E Advanced Low-E Insulating Glass Argon Non High Altitude  <b>Hardware Options:</b> Cam-Action Lock, 1 Lock, White, No Limited Opening Hardware, Order Sash Lift, 1 Lift, No Integrated Sensor  <b>Screen:</b> Full Screen, Black, InView™  <b>Performance Information:</b> U-Factor 0.30, SHGC 0.27, VLT 0.50, CPD PEL-N-35-00515-00001, Performance Class LC, PG 50, Calculated Positive DP Rating 50, Calculated Negative DP Rating 50, STC 27, OITC 23, Egress Does not meet typical United States egress, but may comply with local code requirements  <b>Grille:</b> GBG, No Custom Grille, 3/4" Contour, Traditional (2W2H / 2W2H), White, Black  <b>Vertical Mull 1:</b> FactoryMull, Standard Joining Mullion, Mull Design Pressure- 20, Overall Thru Direction- Vertical  <b>Wrapping Information:</b> Foldout Fins, Factory Applied, No Head Drip Cap, No Exterior Trim, 4 13/16", 6 1/8", Standard Four Sided Jamb Extension, Factory Applied, Manufacturer Recommended Clearance, Perimeter Length = 226".</p>			


**Rough Opening:** 66 - 3/4" X 47 - 3/4"

Line #	Location:	Attributes	
16	LR L SIDE	<b>Lifestyle, Double Hung, 33 X 47, Without HGP, Black</b>	<b>Qty</b> 1
 <p>Viewed From Exterior</p> <p>PK # 2180</p>			
<p><b>1: 3347 Double Hung, Equal</b>  <b>Frame Size:</b> 33 X 47  <b>Unit Type:</b> No Program  <b>General Information:</b> No Package, Without Hinged Glass Panel, Clad, Pine, 5", 3 11/16", Jambliner Color: <b>Gray</b>  <b>Exterior Color / Finish:</b> <b>Standard Enduraclad, Black</b>  <b>Interior Color / Finish:</b> <b>Prefinished White Paint Interior</b>  <b>Glass:</b> <b>Insulated Low-E Advanced Low-E Insulating Glass Argon Non High Altitude</b>  <b>Hardware Options:</b> <b>Cam-Action Lock, 1 Lock, White, No Limited Opening Hardware, Order Sash Lift, 1 Lift, No Integrated Sensor</b>  <b>Screen:</b> <b>Full Screen, Black, InView™</b>  <b>Performance Information:</b> <b>U-Factor 0.30, SHGC 0.27, VLT 0.50, CPD PEL-N-35-00515-00001, Performance Class LC, PG 50, Calculated Positive DP Rating 50, Calculated Negative DP Rating 50, STC 27, OITC 23, Clear Opening Width 29.812, Clear Opening Height 20.25, Clear Opening Area 4.192313, Egress Does not meet typical United States egress, but may comply with local code requirements</b>  <b>Grille:</b> <b>GBG, No Custom Grille, 3/4" Contour, Traditional (2W2H / 2W2H), White, Black</b>  <b>Wrapping Information:</b> <b>Foldout Fins, Factory Applied, No Exterior Trim, 4 13/16", 6 1/8", Standard Four Sided Jamb Extension, Factory Applied, Manufacturer Recommended Clearance, Perimeter Length = 160".</b></p>			

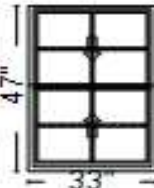
Rough Opening: 33 - 3/4" X 47 - 3/4"

Line #	Location:	Attributes	
20	LR FRONT	<b>Lifestyle, Double Hung, 37 X 57, Without HGP, Black</b>	<b>Qty</b> 1
 <p>Viewed From Exterior</p> <p>PK # 2180</p>			
<p><b>1: 3757 Double Hung, Equal</b>  <b>Frame Size:</b> 37 X 57  <b>Unit Type:</b> No Program  <b>General Information:</b> No Package, Without Hinged Glass Panel, Clad, Pine, 5", 3 11/16", Jambliner Color: <b>Gray</b>  <b>Exterior Color / Finish:</b> <b>Standard Enduraclad, Black</b>  <b>Interior Color / Finish:</b> <b>Prefinished White Paint Interior</b>  <b>Glass:</b> <b>Insulated Low-E Advanced Low-E Insulating Glass Argon Non High Altitude</b>  <b>Hardware Options:</b> <b>Cam-Action Lock, 2 Locks, White, No Limited Opening Hardware, Order Sash Lift, 2 Lifts, No Integrated Sensor</b>  <b>Screen:</b> <b>Full Screen, Black, InView™</b>  <b>Performance Information:</b> <b>U-Factor 0.30, SHGC 0.27, VLT 0.50, CPD PEL-N-35-00515-00001, Performance Class LC, PG 35, Calculated Positive DP Rating 35, Calculated Negative DP Rating 35, STC 27, OITC 23, Clear Opening Width 33.812, Clear Opening Height 25.25, Clear Opening Area 5.92884, Egress Meets Typical 5.7 sqft (E) (United States Only)</b>  <b>Grille:</b> <b>GBG, No Custom Grille, 3/4" Contour, Traditional (2W2H / 2W2H), White, Black</b>  <b>Wrapping Information:</b> <b>Foldout Fins, Factory Applied, No Exterior Trim, 4 13/16", 6 1/8", Standard Four Sided Jamb Extension, Factory Applied, Manufacturer Recommended Clearance, Perimeter Length = 188".</b></p>			

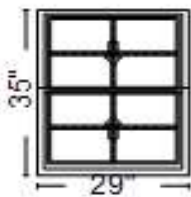
Rough Opening: 37 - 3/4" X 57 - 3/4"

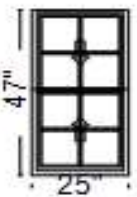
Line #	Location:	Attributes	
21	DR FRONT	<b>Lifestyle, Double Hung, 37 X 57, Without HGP, Black</b>	<b>Qty</b> 1
 <p>Viewed From Exterior</p> <p>PK # 2180</p> <p>1: <b>3757 Double Hung, Equal</b>  <b>Frame Size:</b> 37 X 57  <b>Unit Type:</b> No Program  <b>General Information:</b> No Package, Without Hinged Glass Panel, Clad, Pine, 5", 3 11/16", Jambliner Color: <b>Gray</b>  <b>Exterior Color / Finish:</b> <b>Standard Enduraclad, Black</b>  <b>Interior Color / Finish:</b> <b>Prefinished White Paint Interior</b>  <b>Glass:</b> <b>Insulated Low-E Advanced Low-E Insulating Glass Argon Non High Altitude</b>  <b>Hardware Options:</b> <b>Cam-Action Lock, 2 Locks, White, No Limited Opening Hardware, Order Sash Lift, 2 Lifts, No Integrated Sensor</b>  <b>Screen:</b> <b>Full Screen, Black, InView™</b>  <b>Performance Information:</b> <b>U-Factor 0.30, SHGC 0.27, VLT 0.50, CPD PEL-N-35-00515-00001, Performance Class LC, PG 35, Calculated Positive DP Rating 35, Calculated Negative DP Rating 35, STC 27, OITC 23, Clear Opening Width 33.812, Clear Opening Height 25.25, Clear Opening Area 5.92884, Egress Meets Typical 5.7 sqft (E) (United States Only)</b>  <b>Grille:</b> <b>GBG, No Custom Grille, 3/4" Contour, Traditional (2W2H / 2W2H), White, Black</b>  <b>Wrapping Information:</b> <b>Foldout Fins, Factory Applied, No Exterior Trim, 4 13/16", 6 1/8", Standard Four Sided Jamb Extension, Factory Applied, Manufacturer Recommended Clearance, Perimeter Length = 188".</b></p>			


Rough Opening: 37 - 3/4" X 57 - 3/4"

Line #	Location:	Attributes	
25	DR SIDE	<b>Lifestyle, Double Hung, 33 X 47, Without HGP, Black</b>	<b>Qty</b> 1
 <p>Viewed From Exterior</p> <p>PK # 2180</p> <p>1: <b>3347 Double Hung, Equal</b>  <b>Frame Size:</b> 33 X 47  <b>Unit Type:</b> No Program  <b>General Information:</b> No Package, Without Hinged Glass Panel, Clad, Pine, 5", 3 11/16", Jambliner Color: <b>Gray</b>  <b>Exterior Color / Finish:</b> <b>Standard Enduraclad, Black</b>  <b>Interior Color / Finish:</b> <b>Prefinished White Paint Interior</b>  <b>Glass:</b> <b>Insulated Low-E Advanced Low-E Insulating Glass Argon Non High Altitude</b>  <b>Hardware Options:</b> <b>Cam-Action Lock, 1 Lock, White, No Limited Opening Hardware, Order Sash Lift, 1 Lift, No Integrated Sensor</b>  <b>Screen:</b> <b>Full Screen, Black, InView™</b>  <b>Performance Information:</b> <b>U-Factor 0.30, SHGC 0.27, VLT 0.50, CPD PEL-N-35-00515-00001, Performance Class LC, PG 50, Calculated Positive DP Rating 50, Calculated Negative DP Rating 50, STC 27, OITC 23, Clear Opening Width 29.812, Clear Opening Height 20.25, Clear Opening Area 4.192313, Egress Does not meet typical United States egress, but may comply with local code requirements</b>  <b>Grille:</b> <b>GBG, No Custom Grille, 3/4" Contour, Traditional (2W2H / 2W2H), White, Black</b>  <b>Wrapping Information:</b> <b>Foldout Fins, Factory Applied, No Exterior Trim, 4 13/16", 6 1/8", Standard Four Sided Jamb Extension, Factory Applied, Manufacturer Recommended Clearance, Perimeter Length = 160".</b></p>			

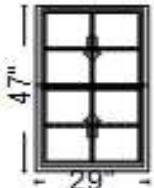
Rough Opening: 33 - 3/4" X 47 - 3/4"

Line #	Location:	Attributes	
30	EXIST BATH	<b>Lifestyle, Double Hung, 29 X 35, Without HGP, Black</b>	<b>Qty</b> 1
 <p>Viewed From Exterior</p> <p>PK # 2180</p>			
<p><b>1: 2935 Double Hung, Equal</b>  <b>Frame Size:</b> 29 X 35  <b>Unit Type:</b> No Program  <b>General Information:</b> No Package, Without Hinged Glass Panel, Clad, Pine, 5", 3 11/16", Jambliner Color: <b>Gray</b>  <b>Exterior Color / Finish:</b> <b>Standard Enduraclad, Black</b>  <b>Interior Color / Finish:</b> <b>Prefinished White Paint Interior</b>  <b>Glass:</b> <b>Insulated Obscure Low-E Frosted Advanced Low-E Insulating Glass Argon Non High Altitude</b>  <b>Hardware Options:</b> <b>Cam-Action Lock, 1 Lock, White, No Limited Opening Hardware, Order Sash Lift, 1 Lift, No Integrated Sensor</b>  <b>Screen:</b> <b>Full Screen, Black, InView™</b>  <b>Performance Information:</b> <b>U-Factor 0.30, SHGC 0.27, VLT 0.50, CPD PEL-N-35-00518-00001, Performance Class LC, PG 50, Calculated Positive DP Rating 50, Calculated Negative DP Rating 50, STC 27, OITC 23, Clear Opening Width 25.812, Clear Opening Height 14.25, Clear Opening Area 2.554312, Egress Does not meet typical United States egress, but may comply with local code requirements</b>  <b>Grille:</b> <b>GBG, No Custom Grille, 3/4" Contour, Traditional (2W2H / 2W2H), White, Black</b>  <b>Wrapping Information:</b> <b>Foldout Fins, Factory Applied, No Exterior Trim, 4 13/16", 6 1/8", Standard Four Sided Jamb Extension, Factory Applied, Manufacturer Recommended Clearance, Perimeter Length = 128".</b></p> <p><b>Obscure Glass Style:</b> Frosted</p>			
<b>Rough Opening:</b> 29 - 3/4" X 35 - 3/4"			

Line #	Location:	Attributes	
35	EXIST BR	<b>Lifestyle, Double Hung, 25 X 47, Without HGP, Black</b>	<b>Qty</b> 1
 <p>Viewed From Exterior</p> <p>PK # 2180</p>			
<p><b>1: 2547 Double Hung, Equal</b>  <b>Frame Size:</b> 25 X 47  <b>Unit Type:</b> No Program  <b>General Information:</b> No Package, Without Hinged Glass Panel, Clad, Pine, 5", 3 11/16", Jambliner Color: <b>Gray</b>  <b>Exterior Color / Finish:</b> <b>Standard Enduraclad, Black</b>  <b>Interior Color / Finish:</b> <b>Prefinished White Paint Interior</b>  <b>Glass:</b> <b>Insulated Low-E Advanced Low-E Insulating Glass Argon Non High Altitude</b>  <b>Hardware Options:</b> <b>Cam-Action Lock, 1 Lock, White, No Limited Opening Hardware, Order Sash Lift, 1 Lift, No Integrated Sensor</b>  <b>Screen:</b> <b>Full Screen, Black, InView™</b>  <b>Performance Information:</b> <b>U-Factor 0.30, SHGC 0.27, VLT 0.50, CPD PEL-N-35-00515-00001, Performance Class LC, PG 50, Calculated Positive DP Rating 50, Calculated Negative DP Rating 50, STC 27, OITC 23, Clear Opening Width 21.812, Clear Opening Height 20.25, Clear Opening Area 3.067312, Egress Does not meet typical United States egress, but may comply with local code requirements</b>  <b>Grille:</b> <b>GBG, No Custom Grille, 3/4" Contour, Traditional (2W2H / 2W2H), White, Black</b>  <b>Wrapping Information:</b> <b>Foldout Fins, Factory Applied, No Exterior Trim, 4 13/16", 6 1/8", Standard Four Sided Jamb Extension, Factory Applied, Manufacturer Recommended Clearance, Perimeter Length = 144".</b></p>			
<b>Rough Opening:</b> 25 - 3/4" X 47 - 3/4"			

Line #	Location:	Attributes	
40	EXIST BR	<b>Lifestyle, Double Hung, 37 X 57, Without HGP, Black</b>	<b>Qty</b> 1
 <p>Viewed From Exterior</p> <p>PK # 2180</p> <p>1: <b>3757 Double Hung, Equal</b>  <b>Frame Size:</b> 37 X 57  <b>Unit Type:</b> No Program  <b>General Information:</b> No Package, Without Hinged Glass Panel, Clad, Pine, 5", 3 11/16", Jambliner Color: <b>Gray</b>  <b>Exterior Color / Finish:</b> <b>Standard Enduraclad, Black</b>  <b>Interior Color / Finish:</b> <b>Prefinished White Paint Interior</b>  <b>Glass:</b> <b>Insulated Low-E Advanced Low-E Insulating Glass Argon Non High Altitude</b>  <b>Hardware Options:</b> <b>Cam-Action Lock, 2 Locks, White, No Limited Opening Hardware, Order Sash Lift, 2 Lifts, No Integrated Sensor</b>  <b>Screen:</b> <b>Full Screen, Black, InView™</b>  <b>Performance Information:</b> <b>U-Factor 0.30, SHGC 0.27, VLT 0.50, CPD PEL-N-35-00515-00001, Performance Class LC, PG 35, Calculated Positive DP Rating 35, Calculated Negative DP Rating 35, STC 27, OITC 23, Clear Opening Width 33.812, Clear Opening Height 25.25, Clear Opening Area 5.92884, Egress Meets Typical 5.7 sqft (E) (United States Only)</b>  <b>Grille:</b> <b>GBG, No Custom Grille, 3/4" Contour, Traditional (2W2H / 2W2H), White, Black</b>  <b>Wrapping Information:</b> <b>Foldout Fins, Factory Applied, No Exterior Trim, 4 13/16", 6 1/8", Standard Four Sided Jamb Extension, Factory Applied, Manufacturer Recommended Clearance, Perimeter Length = 188".</b></p>			

Rough Opening: 37 - 3/4" X 57 - 3/4"

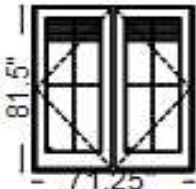
Line #	Location:	Attributes	
45	DEN SIDES	<b>Lifestyle, Double Hung, 29 X 47, Without HGP, Black</b>	<b>Qty</b> 2
 <p>Viewed From Exterior</p> <p>PK # 2180</p> <p>1: <b>2947 Double Hung, Equal</b>  <b>Frame Size:</b> 29 X 47  <b>Unit Type:</b> No Program  <b>General Information:</b> No Package, Without Hinged Glass Panel, Clad, Pine, 5", 3 11/16", Jambliner Color: <b>Gray</b>  <b>Exterior Color / Finish:</b> <b>Standard Enduraclad, Black</b>  <b>Interior Color / Finish:</b> <b>Prefinished White Paint Interior</b>  <b>Glass:</b> <b>Insulated Low-E Advanced Low-E Insulating Glass Argon Non High Altitude</b>  <b>Hardware Options:</b> <b>Cam-Action Lock, 1 Lock, White, No Limited Opening Hardware, Order Sash Lift, 1 Lift, No Integrated Sensor</b>  <b>Screen:</b> <b>Full Screen, Black, InView™</b>  <b>Performance Information:</b> <b>U-Factor 0.30, SHGC 0.27, VLT 0.50, CPD PEL-N-35-00515-00001, Performance Class LC, PG 50, Calculated Positive DP Rating 50, Calculated Negative DP Rating 50, STC 27, OITC 23, Clear Opening Width 25.812, Clear Opening Height 20.25, Clear Opening Area 3.629812, Egress Does not meet typical United States egress, but may comply with local code requirements</b>  <b>Grille:</b> <b>GBG, No Custom Grille, 3/4" Contour, Traditional (2W2H / 2W2H), White, Black</b>  <b>Wrapping Information:</b> <b>Foldout Fins, Factory Applied, No Exterior Trim, 4 13/16", 6 1/8", Standard Four Sided Jamb Extension, Factory Applied, Manufacturer Recommended Clearance, Perimeter Length = 152".</b></p>			

Rough Opening: 29 - 3/4" X 47 - 3/4"

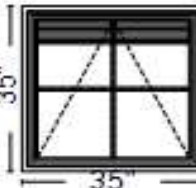
Line #	Location:	Attributes	
46	DEN REAR WALL	<b>Lifestyle, 2-Wide Double Hung, 58 X 47, Without HGP, Black</b>	<b>Qty</b> 1
<p>Viewed From Exterior</p>			
<p><b>PK #</b> 2180</p> <p><b>1: 2947 Double Hung, Equal</b>  <b>Frame Size:</b> 29 X 47  <b>Unit Type:</b> No Program  <b>General Information:</b> No Package, Without Hinged Glass Panel, Clad, Pine, 5", 3 11/16", Jambliner Color: <b>Gray</b>  <b>Exterior Color / Finish:</b> <b>Standard Enduraclad, Black</b>  <b>Interior Color / Finish:</b> <b>Prefinished White Paint Interior</b>  <b>Glass:</b> <b>Insulated Obscure Low-E Frosted Advanced Low-E Insulating Glass Argon Non High Altitude</b>  <b>Hardware Options:</b> <b>Cam-Action Lock, 1 Lock, White, No Limited Opening Hardware, Order Sash Lift, 1 Lift, No Integrated Sensor</b>  <b>Screen:</b> <b>Full Screen, Black, InView™</b>  <b>Performance Information:</b> <b>U-Factor 0.30, SHGC 0.27, VLT 0.50, CPD PEL-N-35-00518-00001, Performance Class LC, PG 50, Calculated Positive DP Rating 50, Calculated Negative DP Rating 50, STC 27, OITC 23, Egress Does not meet typical United States egress, but may comply with local code requirements</b>  <b>Grille:</b> <b>GBG, No Custom Grille, 3/4" Contour, Traditional (2W2H / 2W2H), White, Black</b></p> <p><b>2: 2947 Double Hung, Equal</b>  <b>Frame Size:</b> <b>29 X 47</b>  <b>Unit Type:</b> <b>No Program</b>  <b>General Information:</b> <b>No Package, Without Hinged Glass Panel, Clad, Pine, 5", 3 11/16", Jambliner Color:</b> Gray  <b>Exterior Color / Finish:</b> Standard Enduraclad, Black  <b>Interior Color / Finish:</b> Prefinished White Paint Interior  <b>Glass:</b> Insulated Obscure Low-E Frosted Advanced Low-E Insulating Glass Argon Non High Altitude  <b>Hardware Options:</b> Cam-Action Lock, 1 Lock, White, No Limited Opening Hardware, Order Sash Lift, 1 Lift, No Integrated Sensor  <b>Screen:</b> Full Screen, Black, InView™  <b>Performance Information:</b> U-Factor 0.30, SHGC 0.27, VLT 0.50, CPD PEL-N-35-00518-00001, Performance Class LC, PG 50, Calculated Positive DP Rating 50, Calculated Negative DP Rating 50, STC 27, OITC 23, Egress Does not meet typical United States egress, but may comply with local code requirements  <b>Grille:</b> GBG, No Custom Grille, 3/4" Contour, Traditional (2W2H / 2W2H), White, Black  <b>Vertical Mull 1:</b> FactoryMull, Standard Joining Mullion, Mull Design Pressure- 20, Overall Thru Direction- Vertical  <b>Wrapping Information:</b> Foldout Fins, Factory Applied, No Head Drip Cap, No Exterior Trim, 4 13/16", 6 1/8", Standard Four Sided Jamb Extension, Factory Applied, Manufacturer Recommended Clearance, Perimeter Length = 210".</p> <p><b>Obscure Glass Style:</b> Frosted</p>			

**Rough Opening:** 58 - 3/4" X 47 - 3/4"



Line #	Location:	Attributes	
47	DEN REAR	<b>Lifestyle, Double Inswing Door, Active / Inactive, 71.25 X 81.5, With HGP, Black</b>	<b>Qty</b> 1
 <p>Viewed From Exterior</p> <p>PK # 2180</p>			
<p><b>1: 7282 Active / Inactive Double Inswing Door</b>  <b>Frame Size:</b> 71 1/4 X 81 1/2  <b>General Information:</b> No Package, With Hinged Glass Panel, Clad, Pine, 6 1/8", 4 13/16", Standard Sill, Black Finish Sill  <b>Exterior Color / Finish:</b> Standard Enduraclad, Black  <b>Interior Color / Finish:</b> Prefinished White Paint Interior  <b>Glass:</b> Insulated Tempered Low-E Advanced Low-E Insulating Glass Argon Non High Altitude  <b>Hinge Panel:</b> Clear, Tempered  <b>Hardware Options:</b> Standard, Matte Black, Multipoint Lock, No Integrated Sensor, Order Handle Set, Order Handle Set  <b>Screen:</b> Hinge Screen, Black, Matte Black, InView™  <b>Unit Accessories:</b> Snap-In Between-The-Glass Blind Bottom-Up, White, Manual  <b>Performance Information:</b> U-Factor 0.24, SHGC 0.16, VLT 0.29, CPD PEL-N-247-00169-00001, Performance Class LC, PG 55, Calculated Positive DP Rating 55, Calculated Negative DP Rating 55, STC 34, OITC 29  <b>Grille:</b> GBG, No Custom Grille, 3/4" Contour, Traditional (2W2H / 2W2H), White, Black  <b>Wrapping Information:</b> Foldout Fins, Factory Applied, No Exterior Trim, 4 13/16", 6 1/8", Factory Applied, Manufacturer Recommended Clearance, Perimeter Length = 306".</p>			

Rough Opening: 72" X 82"

Line #	Location:	Attributes	
50	KITCHEN	<b>Lifestyle, Awning, Vent, 35 X 35, With HGP, Black</b>	<b>Qty</b> 1
 <p>Viewed From Exterior</p> <p>PK # 2180</p>			
<p><b>1: 3535 Vent Awning</b>  <b>Frame Size:</b> 35 X 35  <b>General Information:</b> No Package, With Hinged Glass Panel, Clad, Pine, 5", 3 11/16"  <b>Exterior Color / Finish:</b> Standard Enduraclad, Black  <b>Interior Color / Finish:</b> Prefinished White Paint Interior  <b>Glass:</b> Insulated Low-E Advanced Low-E Insulating Glass Argon Non High Altitude  <b>Hinge Panel:</b> Clear, Annealed  <b>Hardware Options:</b> Large Awning Hardware, Fold-Away Crank, White, No Limited Opening Hardware, No Integrated Sensor, Sill  <b>Screen:</b> Full Screen, White, InView™  <b>Unit Accessories:</b> Snap-In Between-The-Glass Blind Bottom-Up, White, Manual  <b>Performance Information:</b> U-Factor 0.24, SHGC 0.21, VLT 0.38, CPD PEL-N-246-00362-00001, Performance Class CW, PG 50, Calculated Positive DP Rating 50, Calculated Negative DP Rating 50, STC 32, OITC 27, Egress Not Applicable  <b>Grille:</b> GBG, No Custom Grille, 3/4" Contour, Traditional (2W2H), White, Black  <b>Wrapping Information:</b> Foldout Fins, Factory Applied, No Exterior Trim, 4 13/16", 6 1/8", Standard Four Sided Jamb Extension, Factory Applied, Manufacturer Recommended Clearance, Perimeter Length = 140".</p>			

Rough Opening: 35 - 3/4" X 35 - 3/4"



Line #	Location:	Attributes	Qty
55	2ND FL	<b>SECOND FLOOR</b>	1

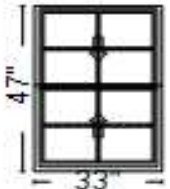
Line #	Location:	Attributes	Qty
60	BR2	<b>Lifestyle, Double Hung, 37 X 57, Without HGP, Black</b>	1



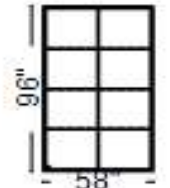
Viewed From Exterior

PK #  
2180

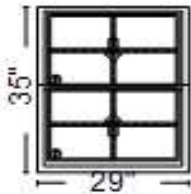
**1: 3757 Double Hung, Equal****Frame Size:** 37 X 57**Unit Type:** No Program**General Information:** No Package, Without Hinged Glass Panel, Clad, Pine, 5", 3 11/16", Jambliner Color: **Gray**Exterior Color / Finish: **Standard Enduraclad, Black**Interior Color / Finish: **Prefinished White Paint Interior**Glass: **Insulated Low-E Advanced Low-E Insulating Glass Argon Non High Altitude**Hardware Options: **Cam-Action Lock, 2 Locks, White, No Limited Opening Hardware, Order Sash Lift, 2 Lifts, No Integrated Sensor**Screen: **Full Screen, Black, InView™**Performance Information: **U-Factor 0.30, SHGC 0.27, VLT 0.50, CPD PEL-N-35-00515-00001, Performance Class LC, PG 35, Calculated Positive DP****Rating 35, Calculated Negative DP Rating 35, STC 27, OITC 23, Clear Opening Width 33.812, Clear Opening Height 25.25, Clear Opening Area****5.92884, Egress Meets Typical 5.7 sqft (E) (United States Only)**Grille: **GBG, No Custom Grille, 3/4" Contour, Traditional (2W2H / 2W2H), White, Black**Wrapping Information: **Foldout Fins, Factory Applied, No Exterior Trim, 4 13/16", 6 1/8", Standard Four Sided Jamb Extension, Factory Applied, Manufacturer Recommended Clearance, Perimeter Length = 188".****Rough Opening:** 37 - 3/4" X 57 - 3/4"

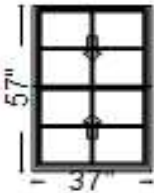
Line #	Location:	Attributes	
61	BR2	<b>Lifestyle, Double Hung, 33 X 47, Without HGP, Black</b>	<b>Qty</b> 1
 <p>Viewed From Exterior</p> <p>PK # 2180</p> <p>1: <b>3347 Double Hung, Equal</b>  <b>Frame Size:</b> 33 X 47  <b>Unit Type:</b> No Program  <b>General Information:</b> No Package, Without Hinged Glass Panel, Clad, Pine, 5", 3 11/16", Jambliner Color: <b>Gray</b>  <b>Exterior Color / Finish:</b> <b>Standard Enduraclad, Black</b>  <b>Interior Color / Finish:</b> <b>Prefinished White Paint Interior</b>  <b>Glass:</b> <b>Insulated Low-E Advanced Low-E Insulating Glass Argon Non High Altitude</b>  <b>Hardware Options:</b> <b>Cam-Action Lock, 1 Lock, White, No Limited Opening Hardware, Order Sash Lift, 1 Lift, No Integrated Sensor</b>  <b>Screen:</b> <b>Full Screen, Black, InView™</b>  <b>Performance Information:</b> <b>U-Factor 0.30, SHGC 0.27, VLT 0.50, CPD PEL-N-35-00515-00001, Performance Class LC, PG 50, Calculated Positive DP Rating 50, Calculated Negative DP Rating 50, STC 27, OITC 23, Clear Opening Width 29.812, Clear Opening Height 20.25, Clear Opening Area 4.192313, Egress Does not meet typical United States egress, but may comply with local code requirements</b>  <b>Grille:</b> <b>GBG, No Custom Grille, 3/4" Contour, Traditional (2W2H / 2W2H), White, Black</b>  <b>Wrapping Information:</b> <b>Foldout Fins, Factory Applied, No Exterior Trim, 4 13/16", 6 1/8", Standard Four Sided Jamb Extension, Factory Applied, Manufacturer Recommended Clearance, Perimeter Length = 160".</b></p>			

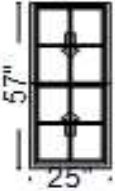
Rough Opening: 33 - 3/4" X 47 - 3/4"

Line #	Location:	Attributes	
65	STAIRS	<b>Lifestyle, Direct Set, Fixed Frame, 58 X 96, Without HGP, Black</b>	<b>Qty</b> 1
 <p>Viewed From Exterior</p> <p>PK # 2180</p> <p>1: <b>Non-Standard SizeNon-Standard Size Fixed Frame Direct Set</b>  <b>Frame Size:</b> 58 X 96  <b>Unit Type:</b> No Program  <b>General Information:</b> No Package, Without Hinged Glass Panel, Interior Glazed, Standard, Clad, Pine, 5", 3 11/16"  <b>Exterior Color / Finish:</b> <b>Standard Enduraclad, Black</b>  <b>Interior Color / Finish:</b> <b>Prefinished White Paint Interior</b>  <b>Glass:</b> <b>Insulated Dual Tempered Obscure Low-E Frosted Advanced Low-E Insulating Glass Argon Non High Altitude</b>  <b>Performance Information:</b> <b>U-Factor 0.28, SHGC 0.29, VLT 0.53, CPD PEL-N-18-04249-00001, Performance Class AW, PG 60, Calculated Positive DP Rating 60, Calculated Negative DP Rating 60, STC 31, OITC 26</b>  <b>Grille:</b> <b>GBG, No Custom Grille, 3/4" Contour, Traditional (2W4H), White, Black</b>  <b>Wrapping Information:</b> <b>Foldout Fins, Factory Applied, No Exterior Trim, 4 13/16", 6 1/8", Standard Four Sided Jamb Extension, Factory Applied, Manufacturer Recommended Clearance, Perimeter Length = 308".</b></p> <p><b>Obscure Glass Style:</b> Frosted</p>			


Rough Opening: 58 - 3/4" X 96 - 3/4"

Line #	Location:	Attributes	
70	NEW BATH 1	<b>Lifestyle, Double Hung, 29 X 35, Without HGP, Black</b>	<b>Qty</b> 2
 <p>Viewed From Exterior</p>			
<p>PK # 2180</p> <p><b>1: 2935 Double Hung, Equal</b>  <b>Frame Size:</b> 29 X 35  <b>Unit Type:</b> No Program  <b>General Information:</b> No Package, Without Hinged Glass Panel, Clad, Pine, 5", 3 11/16", Jambliner Color: <b>Gray</b>  <b>Exterior Color / Finish:</b> <b>Standard Enduraclad, Black</b>  <b>Interior Color / Finish:</b> <b>Prefinished White Paint Interior</b>  <b>Glass:</b> <b>Insulated Tempered Obscure Low-E Frosted Advanced Low-E Insulating Glass Argon Non High Altitude</b>  <b>Hardware Options:</b> <b>Cam-Action Lock, 1 Lock, White, No Limited Opening Hardware, Order Sash Lift, 1 Lift, No Integrated Sensor</b>  <b>Screen:</b> <b>Full Screen, Black, InView™</b>  <b>Performance Information:</b> <b>U-Factor 0.30, SHGC 0.27, VLT 0.50, CPD PEL-N-35-00518-00001, Performance Class LC, PG 50, Calculated Positive DP Rating 50, Calculated Negative DP Rating 50, STC 27, OITC 23, Clear Opening Width 25.812, Clear Opening Height 14.25, Clear Opening Area 2.554312, Egress Does not meet typical United States egress, but may comply with local code requirements</b>  <b>Grille:</b> <b>GBG, No Custom Grille, 3/4" Contour, Traditional (2W2H / 2W2H), White, Black</b>  <b>Wrapping Information:</b> <b>Foldout Fins, Factory Applied, No Exterior Trim, 4 13/16", 6 1/8", Standard Four Sided Jamb Extension, Factory Applied, Manufacturer Recommended Clearance, Perimeter Length = 128".</b></p> <p><b>Obscure Glass Style:</b> Frosted</p>			
<b>Rough Opening:</b> 29 - 3/4" X 35 - 3/4"			

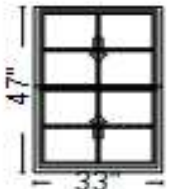
Line #	Location:	Attributes	
75	BR4	<b>Lifestyle, Double Hung, 37 X 57, Without HGP, Black</b>	<b>Qty</b> 1
 <p>Viewed From Exterior</p>			
<p>PK # 2180</p> <p><b>1: 3757 Double Hung, Equal</b>  <b>Frame Size:</b> 37 X 57  <b>Unit Type:</b> No Program  <b>General Information:</b> No Package, Without Hinged Glass Panel, Clad, Pine, 5", 3 11/16", Jambliner Color: <b>Gray</b>  <b>Exterior Color / Finish:</b> <b>Standard Enduraclad, Black</b>  <b>Interior Color / Finish:</b> <b>Prefinished White Paint Interior</b>  <b>Glass:</b> <b>Insulated Low-E Advanced Low-E Insulating Glass Argon Non High Altitude</b>  <b>Hardware Options:</b> <b>Cam-Action Lock, 2 Locks, White, No Limited Opening Hardware, Order Sash Lift, 2 Lifts, No Integrated Sensor</b>  <b>Screen:</b> <b>Full Screen, Black, InView™</b>  <b>Performance Information:</b> <b>U-Factor 0.30, SHGC 0.27, VLT 0.50, CPD PEL-N-35-00515-00001, Performance Class LC, PG 35, Calculated Positive DP Rating 35, Calculated Negative DP Rating 35, STC 27, OITC 23, Clear Opening Width 33.812, Clear Opening Height 25.25, Clear Opening Area 5.92884, Egress Meets Typical 5.7 sqft (E) (United States Only)</b>  <b>Grille:</b> <b>GBG, No Custom Grille, 3/4" Contour, Traditional (2W2H / 2W2H), White, Black</b>  <b>Wrapping Information:</b> <b>Foldout Fins, Factory Applied, No Exterior Trim, 4 13/16", 6 1/8", Standard Four Sided Jamb Extension, Factory Applied, Manufacturer Recommended Clearance, Perimeter Length = 188".</b></p>			
<b>Rough Opening:</b> 37 - 3/4" X 57 - 3/4"			

Line #	Location:	Attributes	
76	BR4	<b>Lifestyle, Double Hung, 25 X 57, Without HGP, Black</b>	<b>Qty</b> 2
 <p>Viewed From Exterior</p>			
<p>PK # 2180</p> <p>1: 2557 Double Hung, Equal  <b>Frame Size:</b> 25 X 57  <b>Unit Type:</b> No Program  <b>General Information:</b> No Package, Without Hinged Glass Panel, Clad, Pine, 5", 3 11/16", Jambliner Color: <b>Gray</b>  <b>Exterior Color / Finish:</b> <b>Standard Enduraclad, Black</b>  <b>Interior Color / Finish:</b> <b>Prefinished White Paint Interior</b>  <b>Glass:</b> <b>Insulated Low-E Advanced Low-E Insulating Glass Argon Non High Altitude</b>  <b>Hardware Options:</b> <b>Cam-Action Lock, 1 Lock, White, No Limited Opening Hardware, Order Sash Lift, 1 Lift, No Integrated Sensor</b>  <b>Screen:</b> <b>Full Screen, Black, InView™</b>  <b>Performance Information:</b> <b>U-Factor 0.30, SHGC 0.27, VLT 0.50, CPD PEL-N-35-00515-00001, Performance Class LC, PG 40, Calculated Positive DP Rating 40, Calculated Negative DP Rating 40, STC 27, OITC 23, Clear Opening Width 21.812, Clear Opening Height 25.25, Clear Opening Area 3.824674, Egress Does not meet typical United States egress, but may comply with local code requirements</b>  <b>Grille:</b> <b>GBG, No Custom Grille, 3/4" Contour, Traditional (2W2H / 2W2H), White, Black</b>  <b>Wrapping Information:</b> <b>Foldout Fins, Factory Applied, No Exterior Trim, 4 13/16", 6 1/8", Standard Four Sided Jamb Extension, Factory Applied, Manufacturer Recommended Clearance, Perimeter Length = 164".</b></p>			

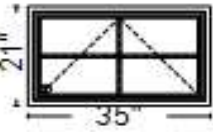
Rough Opening: 25 - 3/4" X 57 - 3/4"

Line #	Location:	Attributes	
80	BR3	<b>Lifestyle, Double Hung, 37 X 57, Without HGP, Black</b>	<b>Qty</b> 1
 <p>Viewed From Exterior</p>			
<p>PK # 2180</p> <p>1: 3757 Double Hung, Equal  <b>Frame Size:</b> 37 X 57  <b>Unit Type:</b> No Program  <b>General Information:</b> No Package, Without Hinged Glass Panel, Clad, Pine, 5", 3 11/16", Jambliner Color: <b>Gray</b>  <b>Exterior Color / Finish:</b> <b>Standard Enduraclad, Black</b>  <b>Interior Color / Finish:</b> <b>Prefinished White Paint Interior</b>  <b>Glass:</b> <b>Insulated Low-E Advanced Low-E Insulating Glass Argon Non High Altitude</b>  <b>Hardware Options:</b> <b>Cam-Action Lock, 2 Locks, White, No Limited Opening Hardware, Order Sash Lift, 2 Lifts, No Integrated Sensor</b>  <b>Screen:</b> <b>Full Screen, Black, InView™</b>  <b>Performance Information:</b> <b>U-Factor 0.30, SHGC 0.27, VLT 0.50, CPD PEL-N-35-00515-00001, Performance Class LC, PG 35, Calculated Positive DP Rating 35, Calculated Negative DP Rating 35, STC 27, OITC 23, Clear Opening Width 33.812, Clear Opening Height 25.25, Clear Opening Area 5.92884, Egress Meets Typical 5.7 sqft (E) (United States Only)</b>  <b>Grille:</b> <b>GBG, No Custom Grille, 3/4" Contour, Traditional (2W2H / 2W2H), White, Black</b>  <b>Wrapping Information:</b> <b>Foldout Fins, Factory Applied, No Exterior Trim, 4 13/16", 6 1/8", Standard Four Sided Jamb Extension, Factory Applied, Manufacturer Recommended Clearance, Perimeter Length = 188".</b></p>			

Rough Opening: 37 - 3/4" X 57 - 3/4"

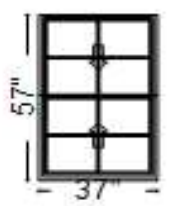
Line #	Location:	Attributes	
81	BR3	<b>Lifestyle, Double Hung, 33 X 47, Without HGP, Black</b>	<b>Qty</b> 1
 <p>Viewed From Exterior</p> <p>PK # 2180</p>			
<p><b>1: 3347 Double Hung, Equal</b>  <b>Frame Size:</b> 33 X 47  <b>Unit Type:</b> No Program  <b>General Information:</b> No Package, Without Hinged Glass Panel, Clad, Pine, 5", 3 11/16", Jambliner Color: <b>Gray</b>  <b>Exterior Color / Finish:</b> <b>Standard Enduraclad, Black</b>  <b>Interior Color / Finish:</b> <b>Prefinished White Paint Interior</b>  <b>Glass:</b> <b>Insulated Low-E Advanced Low-E Insulating Glass Argon Non High Altitude</b>  <b>Hardware Options:</b> <b>Cam-Action Lock, 1 Lock, White, No Limited Opening Hardware, Order Sash Lift, 1 Lift, No Integrated Sensor</b>  <b>Screen:</b> <b>Full Screen, Black, InView™</b>  <b>Performance Information:</b> <b>U-Factor 0.30, SHGC 0.27, VLT 0.50, CPD PEL-N-35-00515-00001, Performance Class LC, PG 50, Calculated Positive DP Rating 50, Calculated Negative DP Rating 50, STC 27, OITC 23, Clear Opening Width 29.812, Clear Opening Height 20.25, Clear Opening Area 4.192313, Egress Does not meet typical United States egress, but may comply with local code requirements</b>  <b>Grille:</b> <b>GBG, No Custom Grille, 3/4" Contour, Traditional (2W2H / 2W2H), White, Black</b>  <b>Wrapping Information:</b> <b>Foldout Fins, Factory Applied, No Exterior Trim, 4 13/16", 6 1/8", Standard Four Sided Jamb Extension, Factory Applied, Manufacturer Recommended Clearance, Perimeter Length = 160".</b></p>			

Rough Opening: 33 - 3/4" X 47 - 3/4"

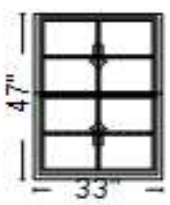
Line #	Location:	Attributes	
85	NEW BATH 2	<b>Lifestyle, Awning, Vent, 35 X 21, Without HGP, Black</b>	<b>Qty</b> 1
 <p>Viewed From Exterior</p> <p>PK # 2180</p>			
<p><b>1: 3521 Vent Awning</b>  <b>Frame Size:</b> 35 X 21  <b>General Information:</b> No Package, Without Hinged Glass Panel, Clad, Pine, 5", 3 11/16"  <b>Exterior Color / Finish:</b> <b>Standard Enduraclad, Black</b>  <b>Interior Color / Finish:</b> <b>Prefinished White Paint Interior</b>  <b>Glass:</b> <b>Insulated Tempered Obscure Low-E Frosted Advanced Low-E Insulating Glass Argon Non High Altitude</b>  <b>Hardware Options:</b> <b>Large Awning Hardware, Fold-Away Crank, White, No Limited Opening Hardware, No Integrated Sensor, Sill</b>  <b>Screen:</b> <b>Full Screen, White, InView™</b>  <b>Performance Information:</b> <b>U-Factor 0.29, SHGC 0.25, VLT 0.46, CPD PEL-N-37-00723-00001, Performance Class LC, PG 30, Calculated Positive DP Rating 30, Calculated Negative DP Rating 30, STC 25, OITC 22, Egress Not Applicable</b>  <b>Grille:</b> <b>GBG, No Custom Grille, 3/4" Contour, Traditional (2W2H), White, Black</b>  <b>Wrapping Information:</b> <b>Foldout Fins, Factory Applied, No Exterior Trim, 4 13/16", 6 1/8", Standard Four Sided Jamb Extension, Factory Applied, Manufacturer Recommended Clearance, Perimeter Length = 112".</b></p>			

**Obscure Glass Style:** Frosted

Rough Opening: 35 - 3/4" X 21 - 3/4"

Line #	Location:	Attributes	
90	BR1	<b>Lifestyle, Double Hung, 37 X 57, Without HGP, Black</b>	<b>Qty</b> 1
 <p>Viewed From Exterior</p> <p>PK # 2180</p> <p>1: <b>3757 Double Hung, Equal</b>  <b>Frame Size:</b> 37 X 57  <b>Unit Type:</b> No Program  <b>General Information:</b> No Package, Without Hinged Glass Panel, Clad, Pine, 5", 3 11/16", Jambliner Color: <b>Gray</b>  <b>Exterior Color / Finish:</b> <b>Standard Enduraclad, Black</b>  <b>Interior Color / Finish:</b> <b>Prefinished White Paint Interior</b>  <b>Glass:</b> <b>Insulated Low-E Advanced Low-E Insulating Glass Argon Non High Altitude</b>  <b>Hardware Options:</b> <b>Cam-Action Lock, 2 Locks, White, No Limited Opening Hardware, Order Sash Lift, 2 Lifts, No Integrated Sensor</b>  <b>Screen:</b> <b>Full Screen, Black, InView™</b>  <b>Performance Information:</b> <b>U-Factor 0.30, SHGC 0.27, VLT 0.50, CPD PEL-N-35-00515-00001, Performance Class LC, PG 35, Calculated Positive DP Rating 35, Calculated Negative DP Rating 35, STC 27, OITC 23, Clear Opening Width 33.812, Clear Opening Height 25.25, Clear Opening Area 5.92884, Egress Meets Typical 5.7 sqft (E) (United States Only)</b>  <b>Grille:</b> <b>GBG, No Custom Grille, 3/4" Contour, Traditional (2W2H / 2W2H), White, Black</b>  <b>Wrapping Information:</b> <b>Foldout Fins, Factory Applied, No Exterior Trim, 4 13/16", 6 1/8", Standard Four Sided Jamb Extension, Factory Applied, Manufacturer Recommended Clearance, Perimeter Length = 188".</b></p>			

Rough Opening: 37 - 3/4" X 57 - 3/4"

Line #	Location:	Attributes	
91	BR1	<b>Lifestyle, Double Hung, 33 X 47, Without HGP, Black</b>	<b>Qty</b> 1
 <p>Viewed From Exterior</p> <p>PK # 2180</p> <p>1: <b>3347 Double Hung, Equal</b>  <b>Frame Size:</b> 33 X 47  <b>Unit Type:</b> No Program  <b>General Information:</b> No Package, Without Hinged Glass Panel, Clad, Pine, 5", 3 11/16", Jambliner Color: <b>Gray</b>  <b>Exterior Color / Finish:</b> <b>Standard Enduraclad, Black</b>  <b>Interior Color / Finish:</b> <b>Prefinished White Paint Interior</b>  <b>Glass:</b> <b>Insulated Low-E Advanced Low-E Insulating Glass Argon Non High Altitude</b>  <b>Hardware Options:</b> <b>Cam-Action Lock, 1 Lock, White, No Limited Opening Hardware, Order Sash Lift, 1 Lift, No Integrated Sensor</b>  <b>Screen:</b> <b>Full Screen, Black, InView™</b>  <b>Performance Information:</b> <b>U-Factor 0.30, SHGC 0.27, VLT 0.50, CPD PEL-N-35-00515-00001, Performance Class LC, PG 50, Calculated Positive DP Rating 50, Calculated Negative DP Rating 50, STC 27, OITC 23, Clear Opening Width 29.812, Clear Opening Height 20.25, Clear Opening Area 4.192313, Egress Does not meet typical United States egress, but may comply with local code requirements</b>  <b>Grille:</b> <b>GBG, No Custom Grille, 3/4" Contour, Traditional (2W2H / 2W2H), White, Black</b>  <b>Wrapping Information:</b> <b>Foldout Fins, Factory Applied, No Exterior Trim, 4 13/16", 6 1/8", Standard Four Sided Jamb Extension, Factory Applied, Manufacturer Recommended Clearance, Perimeter Length = 160".</b></p>			

Rough Opening: 33 - 3/4" X 47 - 3/4"

Line #	Location:	Attributes	Qty
92	None Assigned	<b>0BLTC003 - Pella Wood Patio Door Keyed-Alike Cylinder</b>	<u>1</u>



PK #  
2180

**1: Pella Parts Catalog**

**Pella Parts Selector:** Door Hardware, Hinge Patio Door, Key Cylinders / Keylock Plugs, Pella Lifestyle Series, Stainless Steel, Unhanded, 0BLTC003, Wood Patio Door Keyed-Alike Cylinder, 0BLTC003,

Viewed From Exterior

**Rough Opening:** 10" X 10.5"

Line #	Location:	Attributes	Qty
100	None Assigned	<b>DELIVERY - Delivery</b>	<u>1</u>



## Thank You For Purchasing Pella® Products

### PELLA WARRANTY:

Pella products are covered by Pella's limited warranties in effect at the time of sale. All applicable product warranties are incorporated into and become a part of this contract. Please see the warranties for complete details, taking special note of the two important notice sections regarding installation of Pella products and proper management of moisture within the wall system. Neither Pella Corporation nor the Seller will be bound by any other warranty unless specifically set out in this contract. However, Pella Corporation will not be liable for branch warranties which create obligations in addition to or obligations which are inconsistent with Pella written warranties.

Clear opening (egress) information does not take into consideration the addition of a Rolscreen [or any other accessory] to the product. You should consult your local building code to ensure your Pella products meet local egress requirements.

Per the manufacturer's limited warranty, unfinished mahogany exterior windows and doors must be finished upon receipt prior to installing and refinished annually, thereafter. Variations in wood grain, color, texture or natural characteristics are not covered under the limited warranty.

**INSYNCTIVE PRODUCTS:** In addition, Pella Insynctive Products are covered by the Pella Insynctive Products Software License Agreement and Pella Insynctive Products Privacy Policy in effect at the time of sale, which can be found at [Insynctive.pella.com](https://www.pella.com/insynctive). By installing or using Your Insynctive Products you are acknowledging the Insynctive Software Agreement and Privacy Policy are part of the terms of sale.

**Notice of Collection of Personal Information:** We may collect your personal information when you interact with us. Under the California Consumer Privacy Act (CCPA), California residents have specific rights to request this information, request to delete this information, and opt out of the sharing or sale of this information to third parties. To learn more about our collection practices and your rights under the CCPA please visit our link <https://www.pella.com/california-rights-policy/> at [pella.com](https://www.pella.com).

### ARBITRATION AND CLASS ACTION WAIVER ("ARBITRATION AGREEMENT")

**YOU and Pella and its subsidiaries and the Pella Branded Distributor AGREE TO ARBITRATE DISPUTES ARISING OUT OF OR RELATING TO YOUR PELLA PRODUCTS (INCLUDES PELLA GOODS AND PELLA SERVICES) AND WAIVE THE RIGHT TO HAVE A COURT OR JURY DECIDE DISPUTES. YOU WAIVE ALL RIGHTS TO PROCEED AS A MEMBER OR REPRESENTATIVE OF A CLASS ACTION, INCLUDING CLASS ARBITRATION, REGARDING DISPUTES ARISING OUT OF OR RELATING TO YOUR PELLA PRODUCTS.** You may opt out of this Arbitration Agreement by providing notice to Pella no later than ninety (90) calendar days from the date You purchased or otherwise took ownership of Your Pella Goods. To opt out, You must send notice by e-mail to [pellawebsupport@pella.com](mailto:pellawebsupport@pella.com), with the subject line: "Arbitration Opt Out" or by calling (877) 473-5527. Opting out of the Arbitration Agreement will not affect the coverage provided by any applicable limited warranty pertaining to Your Pella Products. For complete information, including the full terms and conditions of this Arbitration Agreement, which are incorporated herein by reference, please visit [www.pella.com/arbitration](https://www.pella.com/arbitration) or e-mail to [pellawebsupport@pella.com](mailto:pellawebsupport@pella.com), with the subject line: "Arbitration Details" or call (877) 473-5527. D'ARBITRAGE ET RENONCIATION AU RECOURS COLLECTIF ("convention d'arbitrage") EN FRANÇAIS SEE [PELLA.COM/ARBITRATION](https://www.pella.com/arbitration). DE ARBITRAJE Y RENUNCIA COLECTIVA ("acuerdo de arbitraje") EN ESPAÑOL VER [PELLA.COM/ARBITRATION](https://www.pella.com/arbitration).

Seller shall not be held liable for failure or delay in the performance of its obligations under this Agreement, if such performance is hindered or delayed by the occurrence of an act or event beyond the Seller's reasonable control (force majeure event), including but not limited to earthquakes, unusually severe weather and other Acts of God, fire, strikes and labor unrest, epidemics, riots, war, civil unrest, and government interventions. Seller shall give timely notice of a force majeure event and take such reasonable action to mitigate the impacts of such an event.

### Product Performance Information:

U-Factor, Solar Heat Gain Coefficient (SHGC), and Visible Light Transmittance (VLT) are certified by the National Fenestration Rating Council (NFRC).

---

Manufacturer stipulates that these ratings conform to applicable NFRC procedures for determining whole product performance. NFRC ratings are determined for a fixed set of environmental conditions and a specific product size. NFRC does not recommend any products and does not warrant the suitability of any product for any specific use.

Design Pressure (DP), Performance Class, and Performance Grade (PG) are certified by a third party organization, in many cases the Window and Door Manufacturers Association (WDMA). The certification requires the performance of at least one product of the product line to be tested in accordance with the applicable performance standards and verified by an independent party. The certification indicates that the product(s) of the product line passed the applicable tests. The certification does not apply to mulled and/or product combinations unless noted. Actual product results will vary and change over the products life.

For more performance information along with information on Florida Product Approval System (FPAS) Number and Texas Dept. of Insurance (TDI) number go to [www.pella.com/performance](http://www.pella.com/performance).

Including during the construction period, casement windows should never be left open and unlocked for prolong periods or during high wind conditions to avoid sash detachment/damage.

Actual sizes tested for documented STC and OITC ratings may vary from the ASTM E 1425 sizes to better represent Pella product offering.

STC and OITC ratings shown may be conservatively based on products tested with thinner panes of glass.

STC and OITC ratings may be from test results from an equivalent product.

**1. GENERAL**

a) This Proposal / Contract is between the Customer, as indicated herein, (referred to as the "Buyer") and the DHD Windows & Doors LLC. (Referred to as the "Seller").

b) This Proposal / Contract shall remain open for 30 days, after which it shall be void at Seller's option. A Proposal shall become a Contract when it is executed by the Buyer and accepted by the Seller. The Buyer agrees that the product(s) and the conditions set forth herein supersede over all previous representations, specifications, terms or other documents issued by the Seller or its employees, either written or oral and any purchase order, or other documents issued by the Buyer either before or after this contract.

The Buyer agrees not to hold the Seller responsible for incidental damages that may result from the breach of the sale of product(s) pursuant to this Proposal/Contract, & consequential damages will be limited to One Hundred Dollars.

This Proposal Contract will be construed in accordance with the laws of the State of Connecticut. In the case of litigation the Buyer agrees to waive the right to venue and agrees that any such case shall be tried in the appropriate court having jurisdiction in the County of New Haven, State of Connecticut, or the U.S. Federal District Court for the District of Connecticut. The prevailing party in such litigation shall be entitled to recover reasonable attorney's fees including those on appeal.

**2. PAYMENT**

The Buyer agrees that the net due date is a realistic estimate of when the product(s) is to be delivered. On this date the Seller may invoice the Buyer for any outstanding balance, and payment will be due according to the payment terms of this contract.

The Buyer agrees not to withhold payment for any item that is backordered or damaged in shipment, provided the Seller acknowledges such deficiency and provides the Buyer with assurances of its undertaking to remedy the same.

c) All unpaid balances are subject to interest on the outstanding amount due of 1 1/2 % per month, plus attorney's fees if the outstanding balance is forwarded to our attorneys for collection.

d) The buyer agrees that payment discounts do not apply when paying with a credit card.

e) The Buyer agrees that if paying by credit card that authorization is granted to the seller to debit the buyer's credit card by signing this contract.

f) No C.O.D. Deliveries.

**3. CHANGES**

a) The Buyer agrees that the product(s) listed herein are correct and final.

b) The Buyer agrees that the product cannot be changed, returned, or canceled.

IF Buyer requests any changes and Seller in its sole discretion agrees, Buyer shall be liable for all additional charges, expenses and overhead in connection with same. Changes ordered by Buyer after the date hereof may result in significant delays to the delivery schedule for the entire order.

Seller shall endeavor to provide Buyer firm pricing at the time of Buyer's request for changes, provided, however, that Buyer acknowledges that it may not be possible for Seller to do so. Accordingly, all pricing provided by Seller for any Buyer requested change is subject to increase and no event will Buyer be relieved from its obligations hereunder. Any change ordered by Buyer and agreed to by Seller is final, non-cancellable, and non-refundable.

**4. DELIVERY**

The Buyer agrees to accept delivery in such installments as the Seller may make and not to hold the Seller liable for any claims resulting from delays in delivery. Buyer acknowledges and agrees that Seller is not responsible for delivery delays resulting from supply chain disruption, civil unrest, strikes, labor difficulties, war, pandemic, epidemic or other public health emergencies, government imposed moratoriums or curtailments, natural disaster, or any other causes beyond Seller's reasonable control ("Force Majeure"). Buyer acknowledges and agrees that any additional costs or expenses actually incurred by Seller as a result of Force Majeure shall be borne solely by Buyer and Buyer agrees to indemnify and hold Seller harmless from and against any such costs or expenses.

b) The Buyer agrees that the product can be delivered without the Buyer being present and agrees to accept the Seller's shipping documents as proof of delivery.

c) The Seller agrees to deliver the product(s) to a single location on the ground floor at the Ship-To address listed above, provided that the delivery site is accessible by the Seller's delivery vehicle.

Seller shall store product(s) for up to thirty (30) days at no additional charge on Buyer's behalf. Buyer is responsible for arranging to store product(s) at location selected by Buyer for any periods beyond thirty (30) days that Buyer is not ready to accept delivery at the delivery site. Provided that the storage location designated by Buyer is within Seller's trade territory, Seller shall make no charge for delivery of the product(s) to the stored Buyer's designated location at no additional charge to Buyer. Buyer shall ensure that a representative of Buyer is present to offload product(s) at the storage site. Seller shall have no further liability to Buyer following the delivery of product(s) to Buyer's designated storage location subject to the rights of rejection set forth in Paragraph 4(f) below. Without derogating from the generality of the foregoing, Buyer shall be responsible for moving the product(s) from Buyer's designated storage site to the delivery site. Upon such delivery to Buyer's designated storage location, Seller shall have the right to require immediate payment from Buyer of the remaining installments of purchase price with respect to the stored product(s) in accordance with the Contract and same shall be due within ten (10) days following written demand. IF Buyer fails to provide timely notice to Seller for Seller to deliver product(s) prior to the expiration of thirty (30) days from Seller and Buyer's receipt of notice from the manufacturer that all or any portion of the product(s) are available, Seller shall have the right to store such product(s) at location selected by Seller without liability to Buyer and Buyer's sole cost and expense. In addition to the actual out-of-pocket charges incurred by Seller in storing product(s) on Buyer's behalf in accordance herewith, Buyer shall be liable to Seller for all remaining installments of purchase price with respect to the stored product(s) in accordance with the Contract, and (ii) a handling charge equal to the greater of \$5,000 per month or five percent (5%) of the total purchase price of the order, and such amounts described in the foregoing clauses (i) and (ii) shall be due within ten (10) days following written demand. Buyer acknowledges and agrees that such handling charge is a reasonable estimate of the damages that Seller is likely to incur if Buyer defaults on its obligation to arrange for storage of product(s) as set forth in this Paragraph, that the exact damages are difficult or impossible to ascertain, and that such handling charge is intended by the parties as liquidated damages and not as a penalty. Seller shall have the right to apply any deposit paid by Buyer to such charges without notice to Buyer. IF Buyer fails to pay any sums under this Section 4(D) when due Seller may following five (5) business days prior notice to Buyer, treat the product(s) as abandoned, in which case (1) Seller may dispose of the product(s) without liability to Buyer, a Buyer's sole cost and expense, and without relieving Buyer from its obligation to pay all sums due and owing with interest thereon in accordance with this Contract.

e) The Buyer agrees not to hold the Seller responsible for any damage to driveways, sidewalks, trees, and overhead wires caused by the Seller's delivery vehicles.

The Buyer agrees to examine the product(s) upon delivery, and within 7-days after delivery, provide the Seller notice in writing of any discrepancy between the product(s) ordered and the product(s) delivered. If the Buyer does not provide notice within the 7-day period, the Buyer waves any rights of rejection and accepts the product(s) as is.

**5. INSTALLATION**

- a) The Buyer understands that installation is not included unless specifically stated herein.

The Buyer agrees to install the product in accordance with applicable building codes and good construction practices. Detailed installation instructions are available from the Seller upon written request.

**6. FINISHING**

- a) "In home" touch-ups of the finishing are not available.  
b) Pella offers no warranty on the paint finish; only paint manufacturer warranties apply to finish.

**7. WARRANTY**

- a) The Buyer understands that the Product Warranty, if any, is provided by the Product Manufacturer and that a copy of the warranty, if any, will be provided upon written request.  
b) The Buyer understands that the Laminated Glass Warranty, if any, is provided by the Laminated Glass Manufacturer and that a copy, if any, will be provided upon written request.

There are NO Warranties which extend beyond the description on the face hereof. This Exclusion includes, but is not limited to, implied warranties of merchantability or fitness for a particular purpose.

Order Totals	
Taxable Subtotal	\$34,328.07
Sales Tax @ 8.625%	\$2,960.80
Non-taxable Subtotal	\$0.00
<b>Total</b>	<b>\$37,288.87</b>
<b>Deposit Received</b>	<b>\$0.00</b>
<b>Amount Due</b>	<b>\$37,288.87</b>

Customer Name (Please print)

Pella Sales Rep Name (Please print)

Customer Signature

Pella Sales Rep Signature

Date

Date

Credit Card Approval Signature