

Community Health Needs Assessment 2016

F.W. Huston Medical Center, Jefferson County Health Department,
Jefferson County Wellness Coalition

Introduction

- This is a public document.
- This Community Health Needs Assessment (CHNA) fulfills the requirements of the Patient Protection and Affordable Care Act (PPACA) IRS Code Section 501 (r).
- A copy of this document is available at www.fwhuston.com
- Copies will be available upon request.

Collaboration

- F.W. Huston Medical Center, Jefferson County Health Department, and the Jefferson County Wellness Coalition collaborated in performing this Community Health Needs Assessment throughout the summer and fall of 2016.
- These partners will continue to collaborate in improvement efforts in the future.

Community

- The community selected for this CHNA includes Jefferson County, Kansas.
- Jefferson County is located in Northeast Kansas.
- Jefferson County has approximately 18,930 residents across over greater than 530 square miles.

<http://www.census.gov/quickfacts/table/PST045215/20087>



<http://www.jfcountyks.com/DocumentCenter/Home/View/36>

CHNA Data Collection

- Primary Data: Survey to Jefferson County Citizens
- Secondary Data: Kansas Health Matters, County Health Rankings, US Census

CHNA Survey Design

- A 27 question survey was developed by the collaborating parties to include demographic data in addition to information regarding media utilization, workplace sites, and access to healthcare services.
- Respondents were also asked to mark all areas of concern within his/her/their household and within the county along with participation in health promoting or potentially unhealthy behaviors and activities.
- Areas of concern were listed based upon areas identified with increased prevalence via secondary data sources in addition to Healthy People 2020 guidance.

CHNA Survey Methods

- The survey was made available online via [surveymonkey.com](https://www.surveymonkey.com).
- Paper copies of the survey were made available at multiple neutral locations within the community served (grocery stores, gas stations, banks, diners, the health department and medical center). The survey could then be mailed to the medical center or health department OR placed in a ballot box.
- The survey was made available to the public from mid-August 2016 until late November 2016.

CHNA Survey Response

Total N = 566

N via online survey = 350

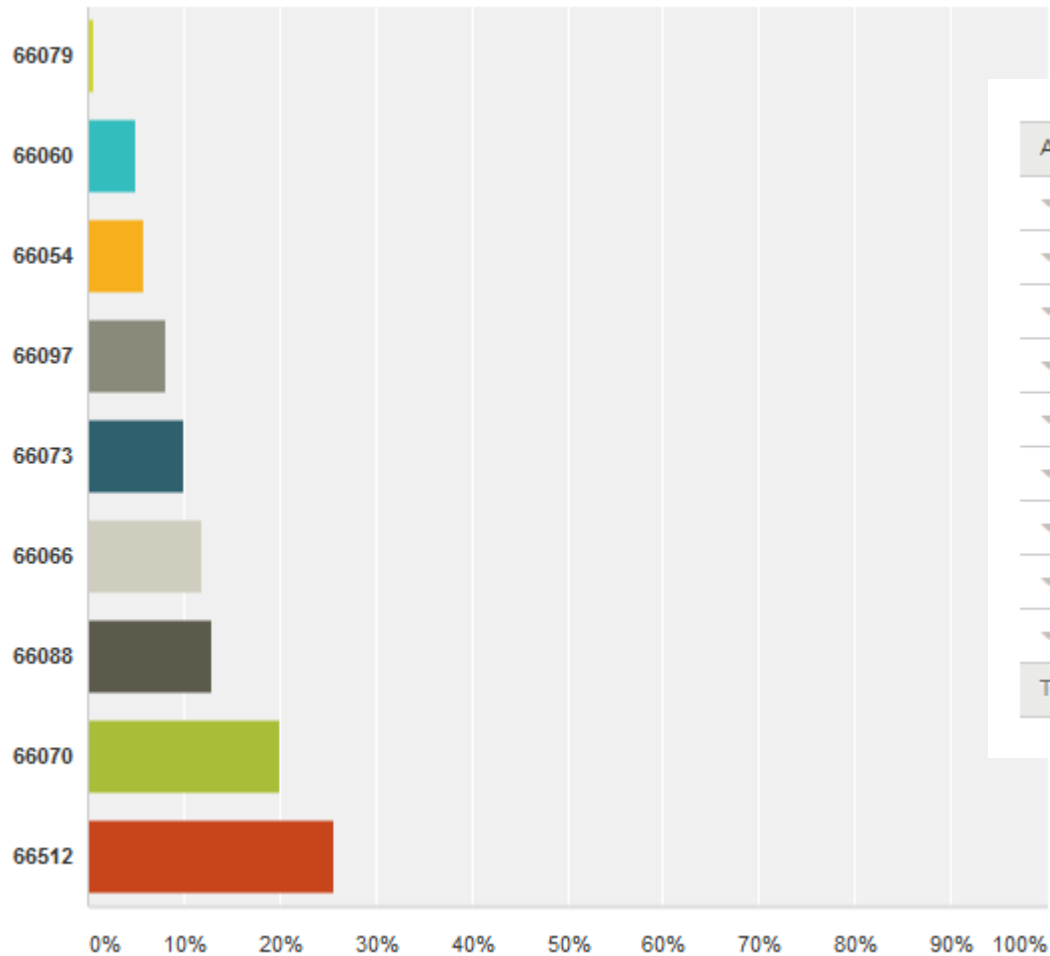
N via paper survey = 216

Jefferson County Kansas CHNA 2016

Primary Data Survey Results

****Only pertinent data included.****

In what zip code is your place of residence?



Answer Choices	Responses
66079	0.71% 4
66060	4.95% 28
66054	5.83% 33
66097	8.13% 46
66073	10.07% 57
66066	11.84% 67
66088	12.90% 73
66070	19.96% 113
66512	25.62% 145
Total	566

According to the 2000 census, Jefferson County had 6830 households. Today, according to the updated United States Postal Service, there are 5981 registered households. The survey assumed one individual submitted results for the entire household. With that information, below is the breakdown of each city and their percentage of involvement.

66512 : 1239 households : 145 survey participants : 11.7% involvement

66070 : 1033 households : 113 survey participants : 10.9% involvement

66088 : 658 households : 73 survey participants : 11.1% involvement

66066 : 934 households : 67 survey participants : 7.1% involvement

66073 : 712 households : 57 survey participants : 8% involvement

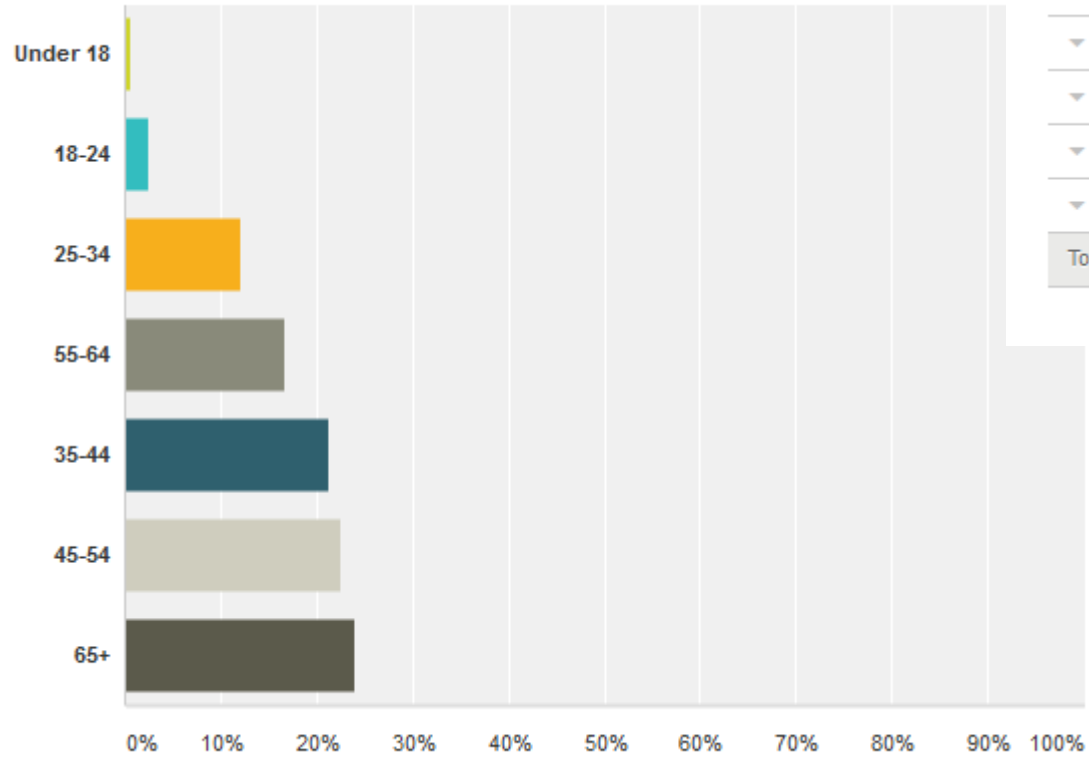
66097 : 153 households : 46 survey participants : 30% involvement

66054 : 919 households : 33 survey participants : 3.6% involvement

66060 : 333 households : 28 survey participants : 8.4% involvement

66079 (This was put on the survey in error. This zip code is not located in Jefferson County.)

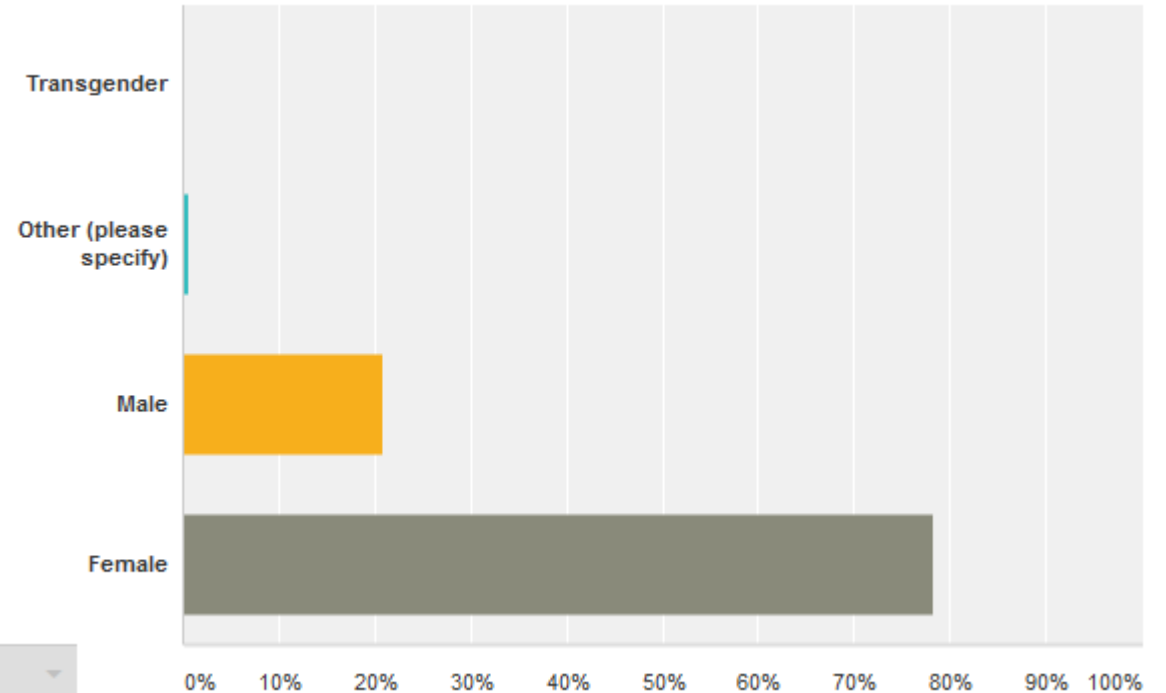
What is your age?



Answer Choices	Responses
Under 18	0.53% 3
18-24	2.47% 14
25-34	12.19% 69
55-64	16.78% 95
35-44	21.38% 121
45-54	22.61% 128
65+	24.03% 136
Total	566

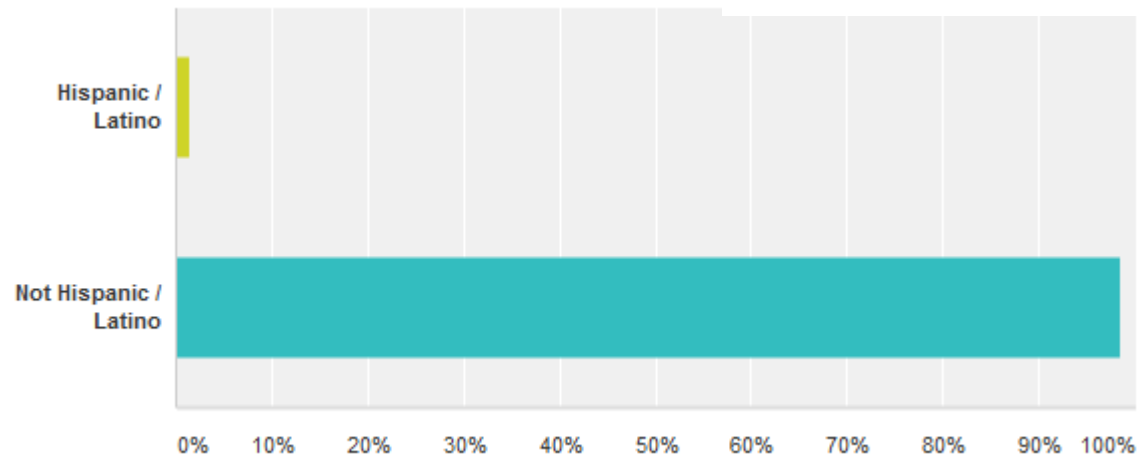
What is your identifying gender?

Answer Choices	Responses
Transgender	0.00% 0
Other (please specify)	0.71% 4
Male	20.92% 118
Female	78.37% 442
Total	564



What is your ethnic identity?

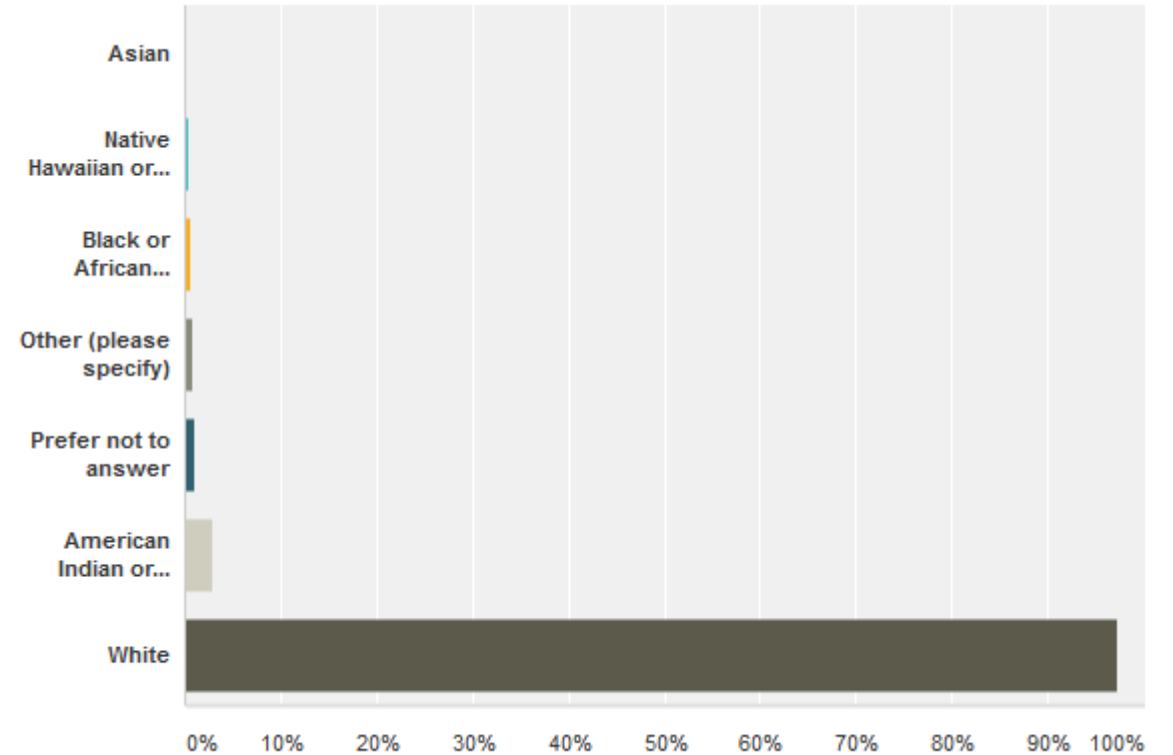
Answer Choices	Responses	
Hispanic / Latino	1.43%	8
Not Hispanic / Latino	98.57%	550
Total		558



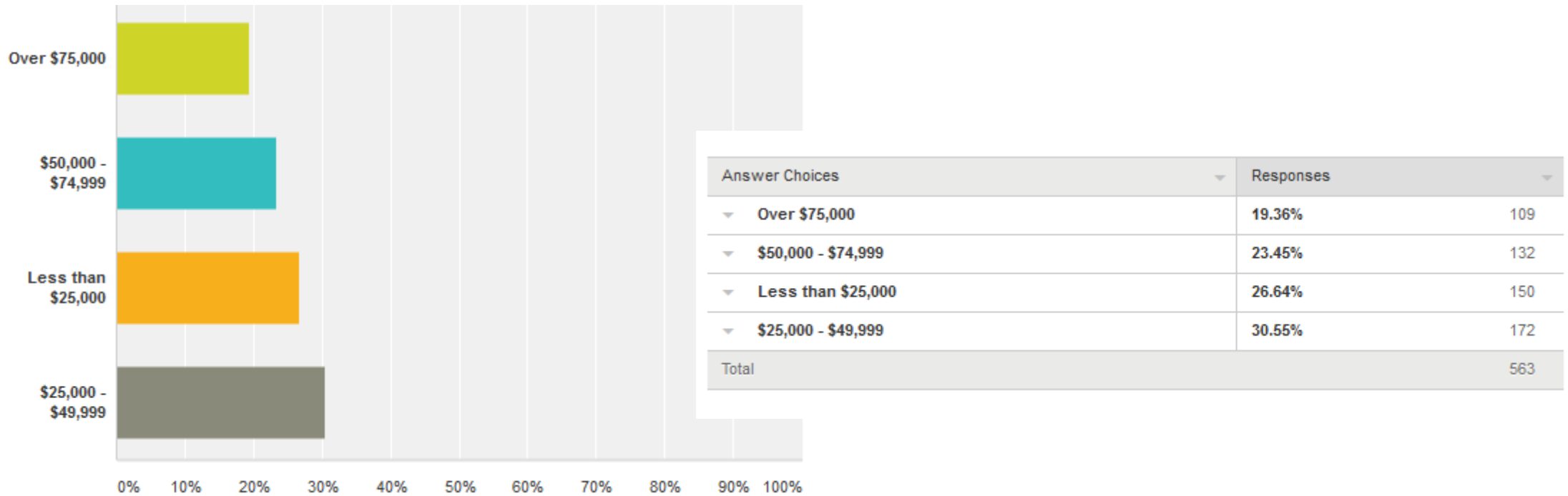
What is your racial identity?

Answer Choices	Responses
▼ Asian	0.00% 0
▼ Native Hawaiian or other Pacific Islander	0.35% 2
▼ Black or African American	0.53% 3
▼ Other (please specify) Responses	0.88% 5
▼ Prefer not to answer	1.06% 6
▼ American Indian or Alaskan Native	3.00% 17
▼ White	97.35% 552

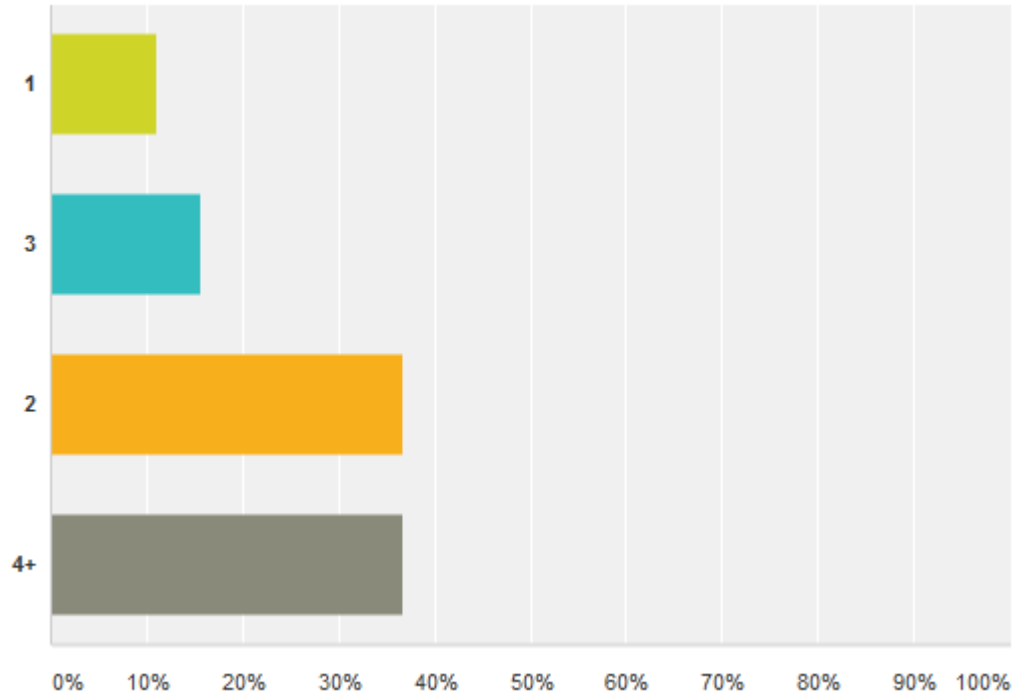
Total Respondents: 567



What is your annual take home pay range?

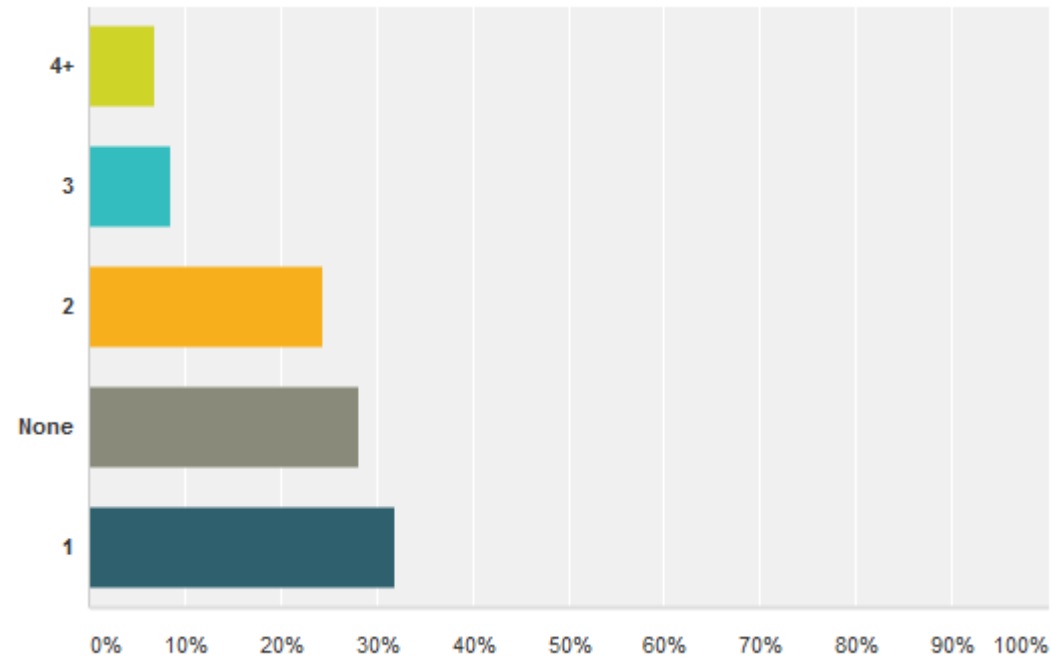


How many people live in our household?



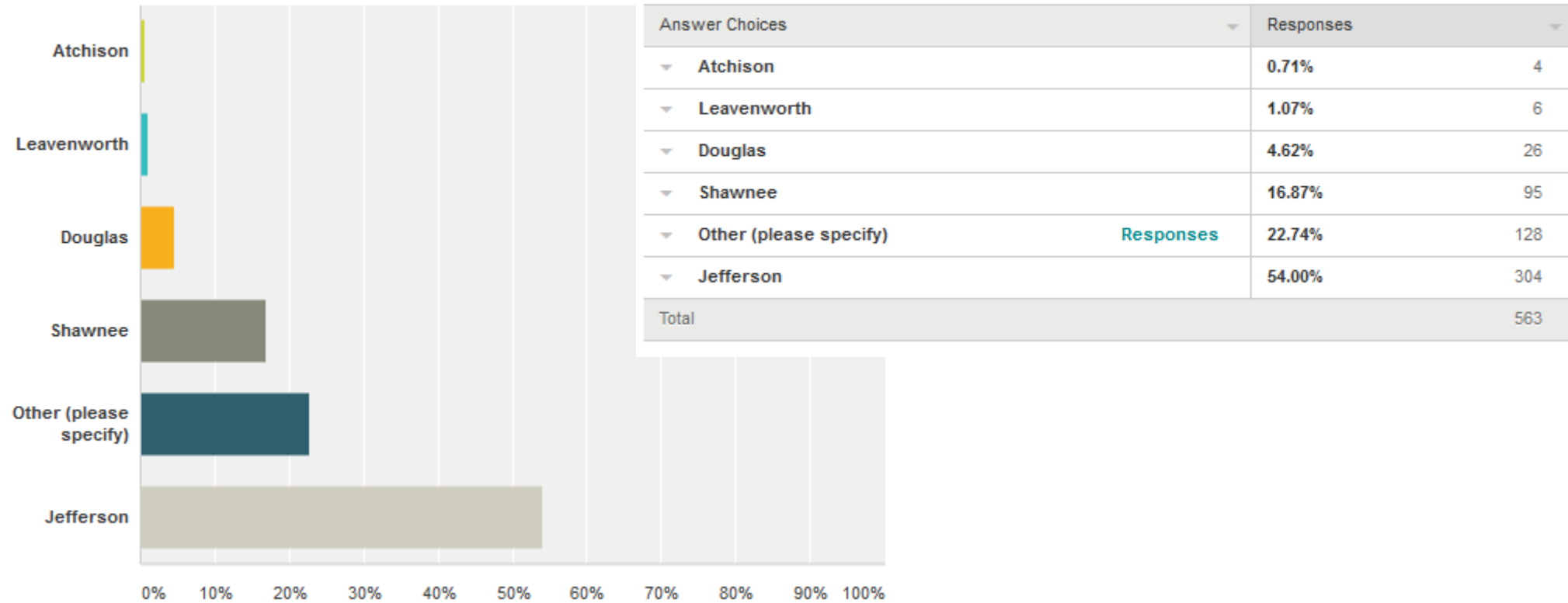
Answer Choices	Responses
▼ 1	11.05% 63
▼ 3	15.61% 89
▼ 2	36.67% 209
▼ 4+	36.67% 209
Total	570

How many dependents do you claim?

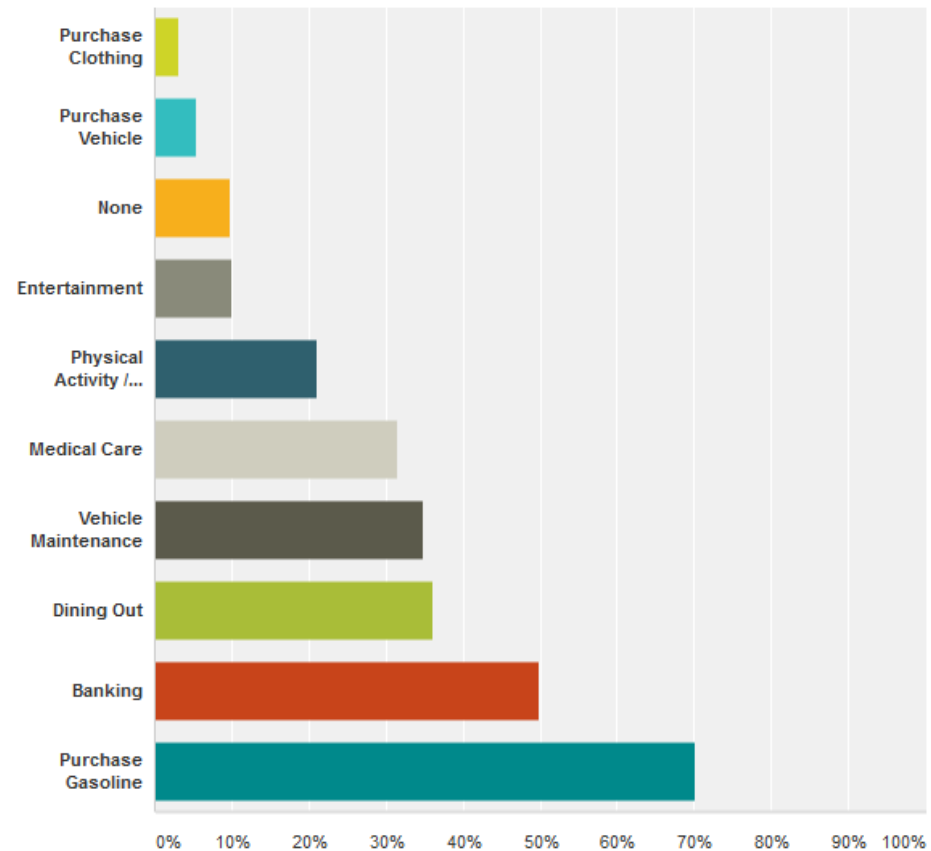


Answer Choices	Responses
4+	6.91% 38
3	8.55% 47
2	24.36% 134
None	28.18% 155
1	32.00% 176
Total	550

In which county do you work?



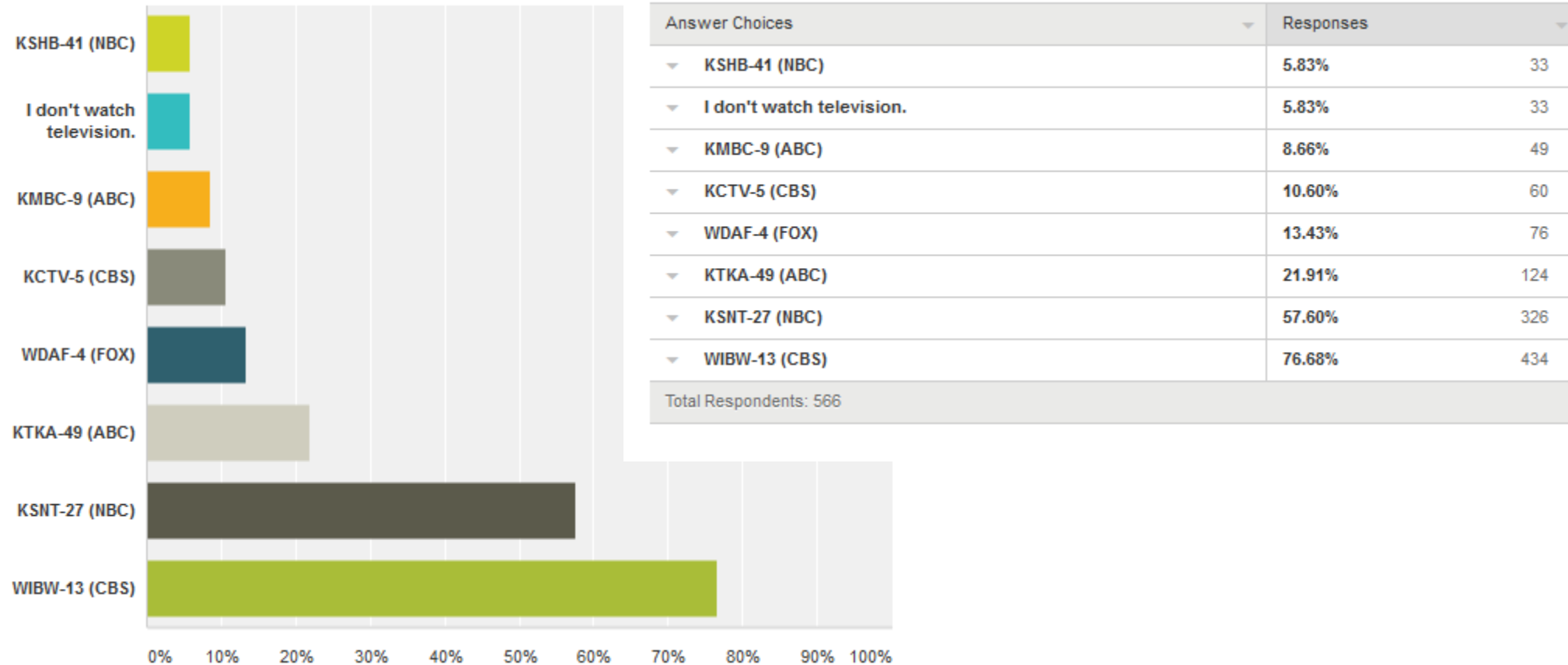
Which services do you use within Jefferson County more than 50% of the time?



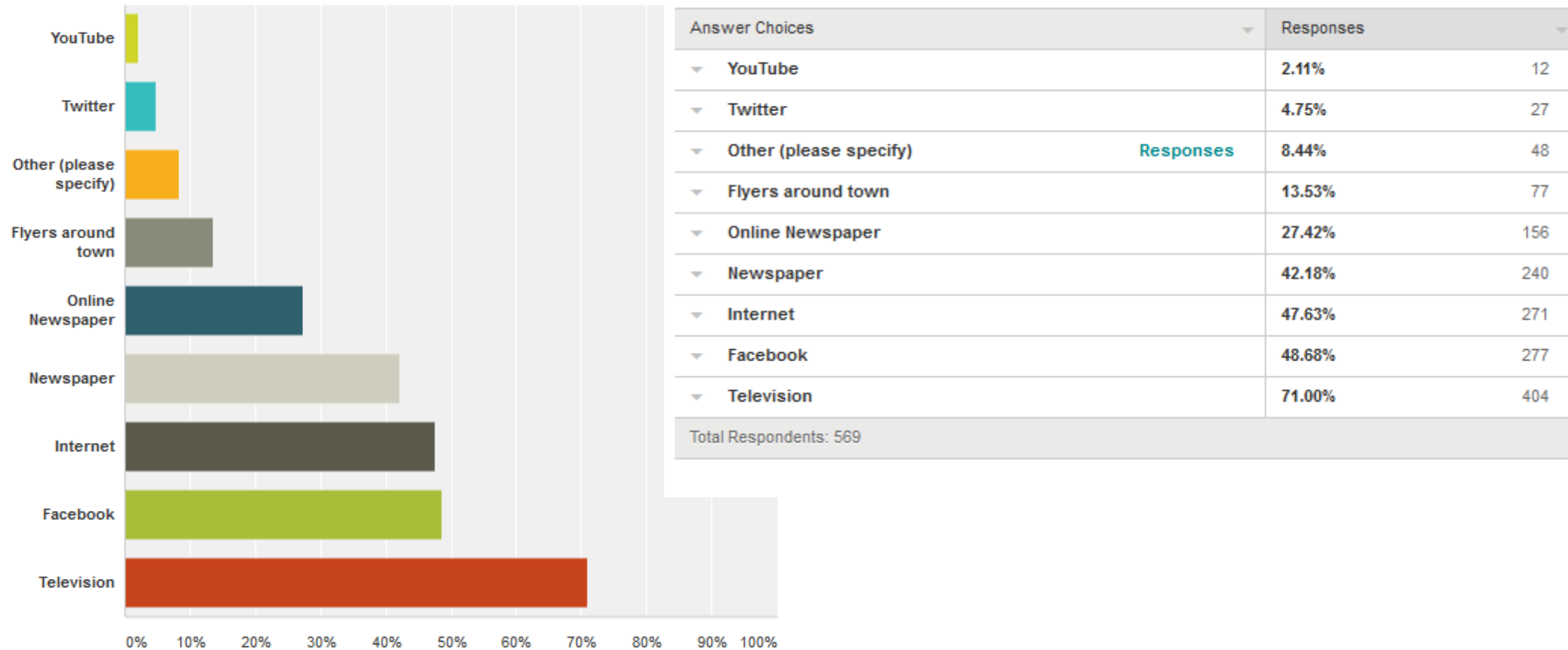
Answer Choices	Responses
▼ Purchase Clothing	3.18% 18
▼ Purchase Vehicle	5.48% 31
▼ None	9.72% 55
▼ Entertainment	10.07% 57
▼ Physical Activity / Recreation Center	21.02% 119
▼ Medical Care	31.63% 179
▼ Vehicle Maintenance	34.81% 197
▼ Dining Out	36.04% 204
▼ Banking	49.82% 282
▼ Purchase Gasoline	70.14% 397

Total Respondents: 566

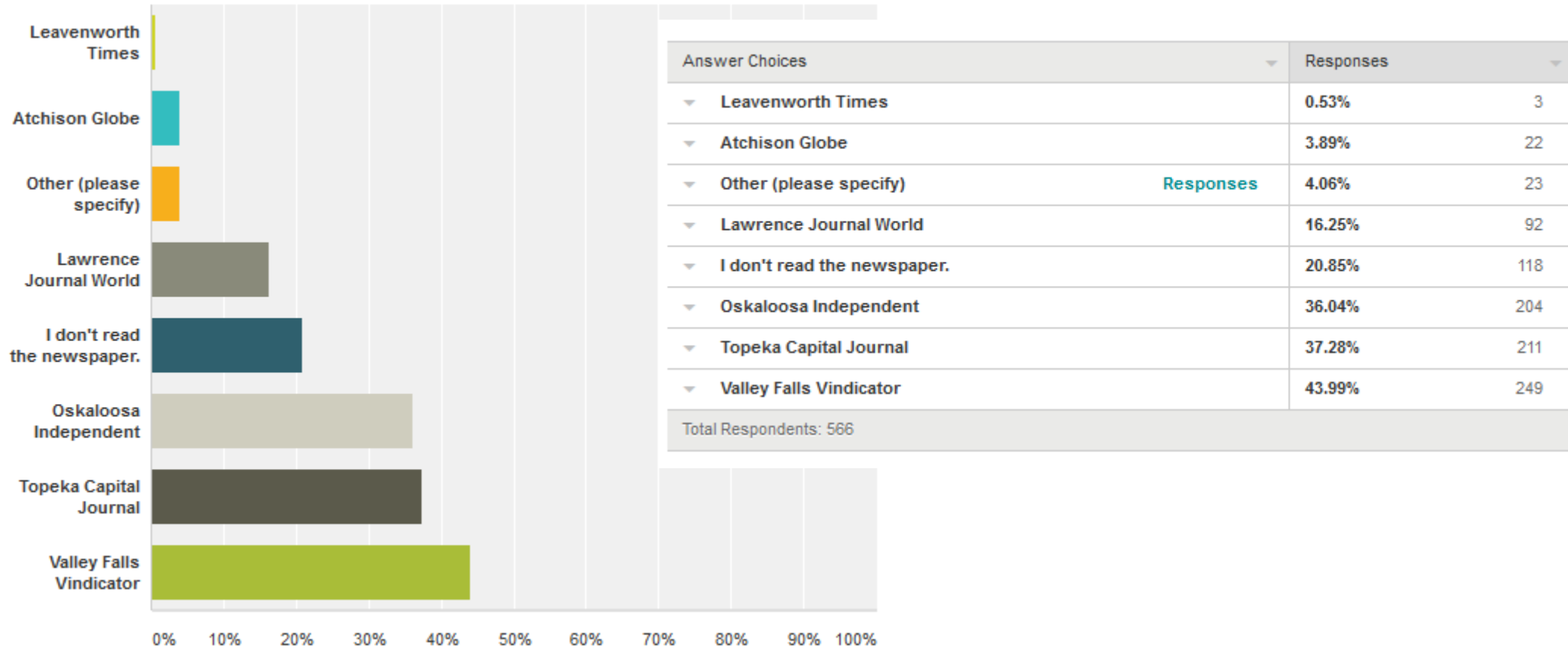
What television station(s) do you get your news from?



How do you stay up to date with current events and news?



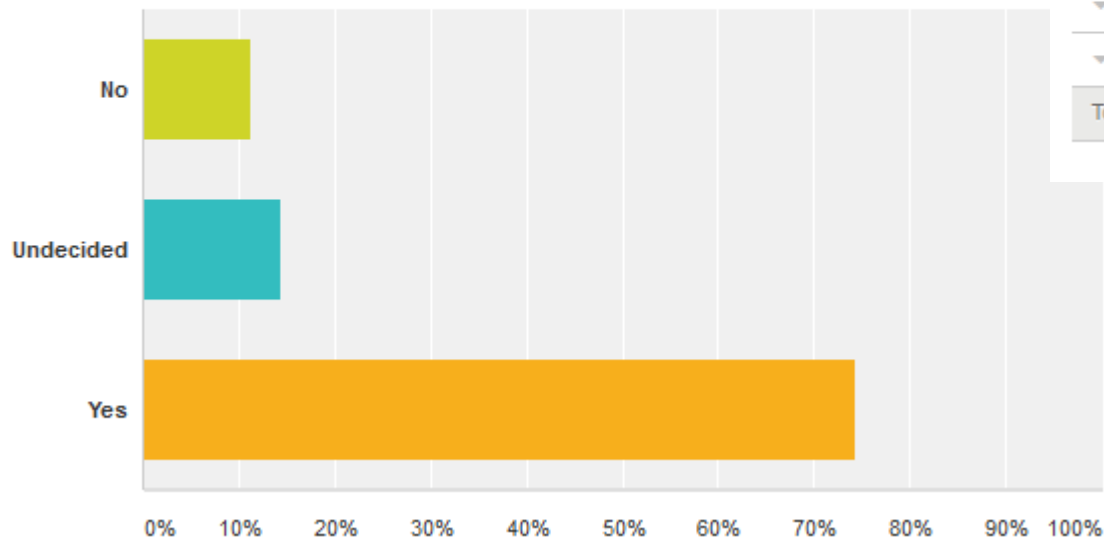
What newspaper(s) do you read?



If jobs were available in Jefferson County, would you work in Jefferson County?

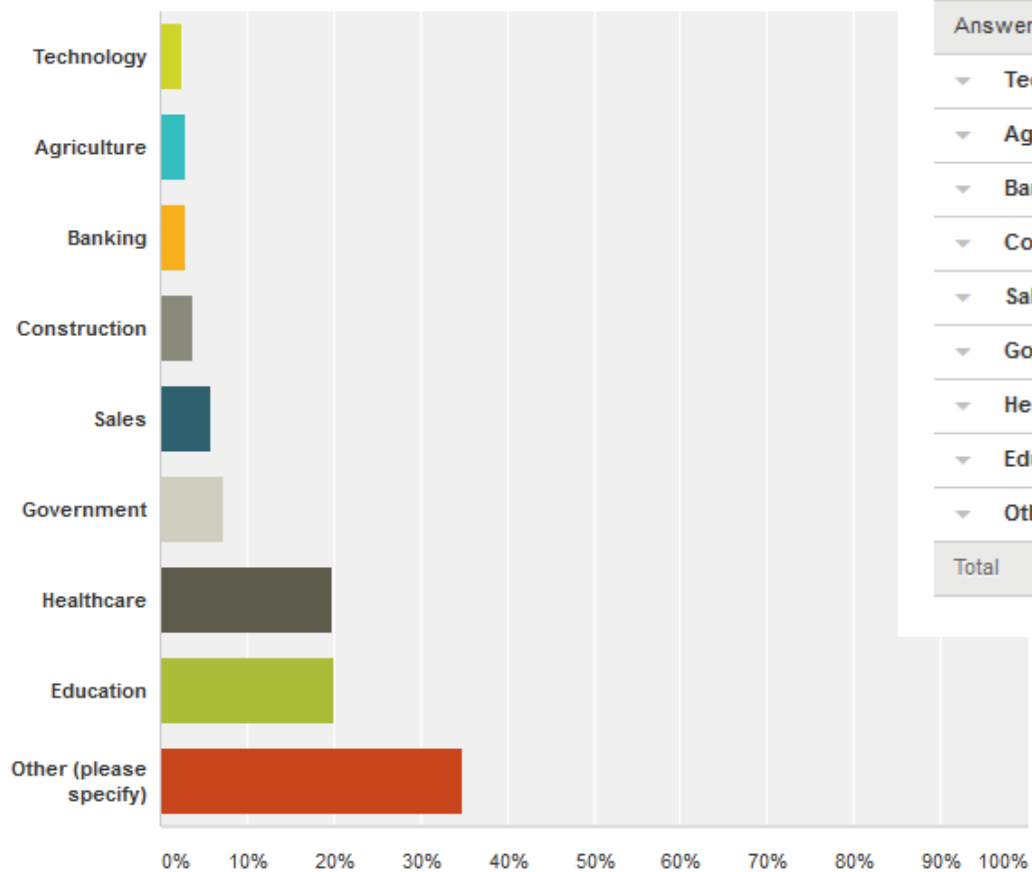
If jobs were available in Jefferson County, would you work in Jefferson County?

Answered: 557 Skipped: 14



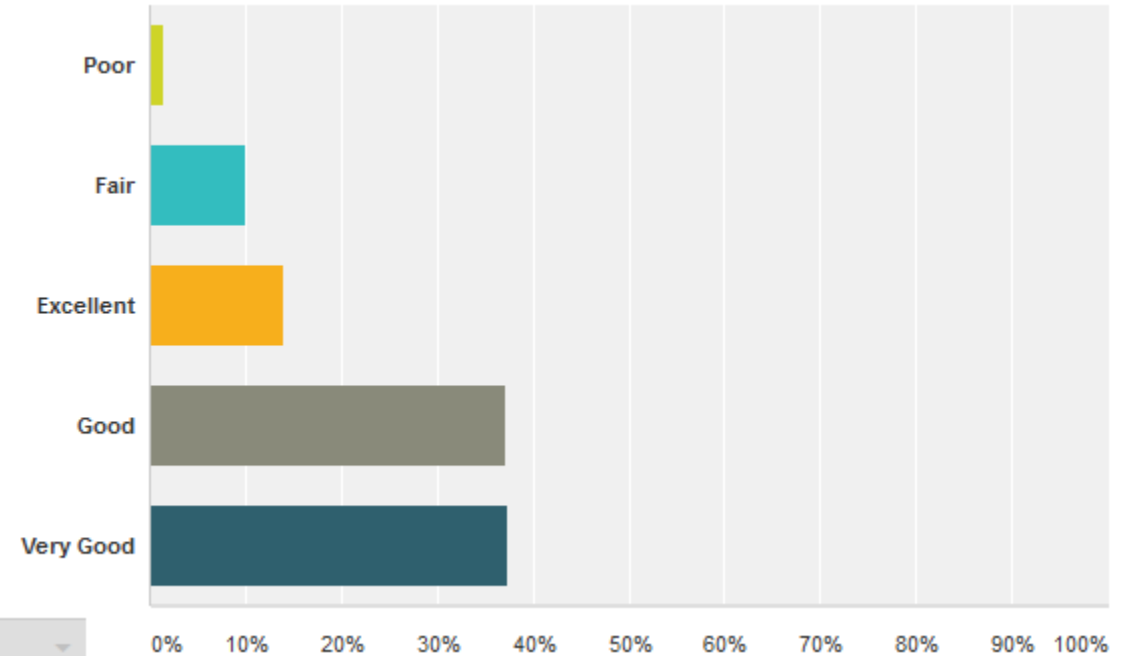
Answer Choices	Responses
▼ No	11.31% 63
▼ Undecided	14.36% 80
▼ Yes	74.33% 414
Total	557

What is your career category?



Answer Choices	Responses
Technology	2.54% 14
Agriculture	2.90% 16
Banking	2.90% 16
Construction	3.80% 21
Sales	5.80% 32
Government	7.25% 40
Healthcare	19.93% 110
Education	20.11% 111
Other (please specify)	34.78% 192
Total	552

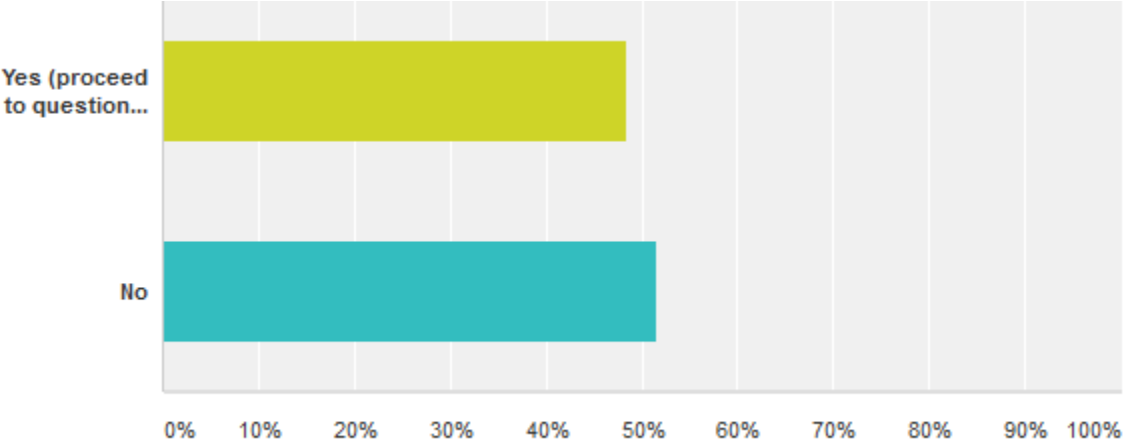
How would you describe your overall health?



Answer Choices	Responses
▼ Poor	1.41% 8
▼ Fair	10.04% 57
▼ Excellent	14.08% 80
▼ Good	37.15% 211
▼ Very Good	37.32% 212
Total	568

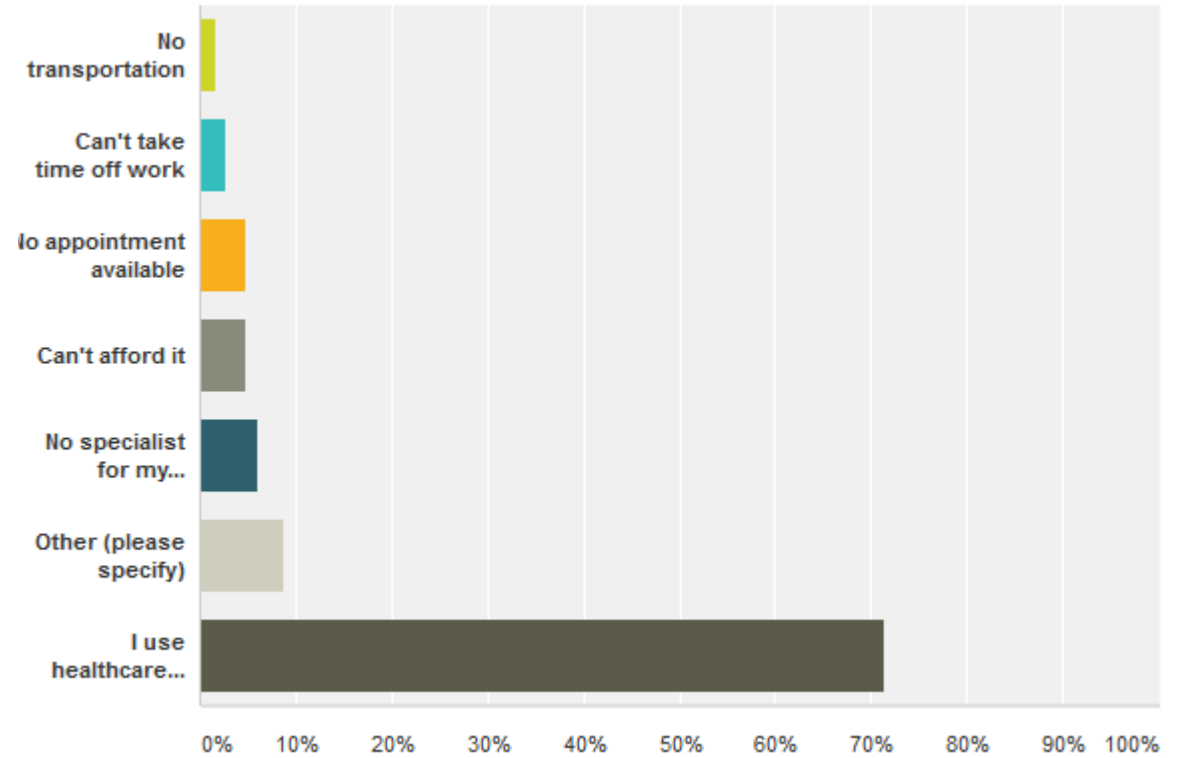
Are you able to visit a doctor when needed in Jefferson County?

Answer Choices	Responses	
Yes (proceed to question #19)	48.50%	274
No	51.50%	291
Total	565	

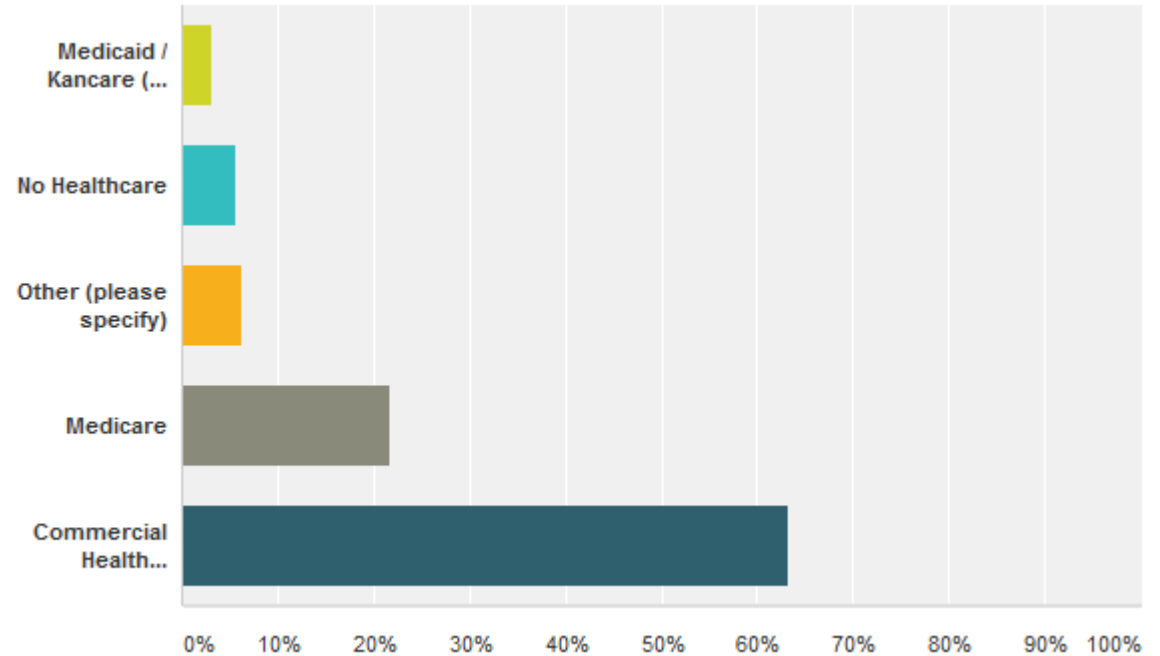


If you answered “no” to the above question, choose all that apply.

Answer Choices	Responses	
▼ No transportation	1.68%	5
▼ Can't take time off work	2.69%	8
▼ No appointment available	4.71%	14
▼ Can't afford it	4.71%	14
▼ No specialist for my condition	6.06%	18
▼ Other (please specify) Responses	8.75%	26
▼ I use healthcare outside of Jefferson County	71.38%	212
Total		297

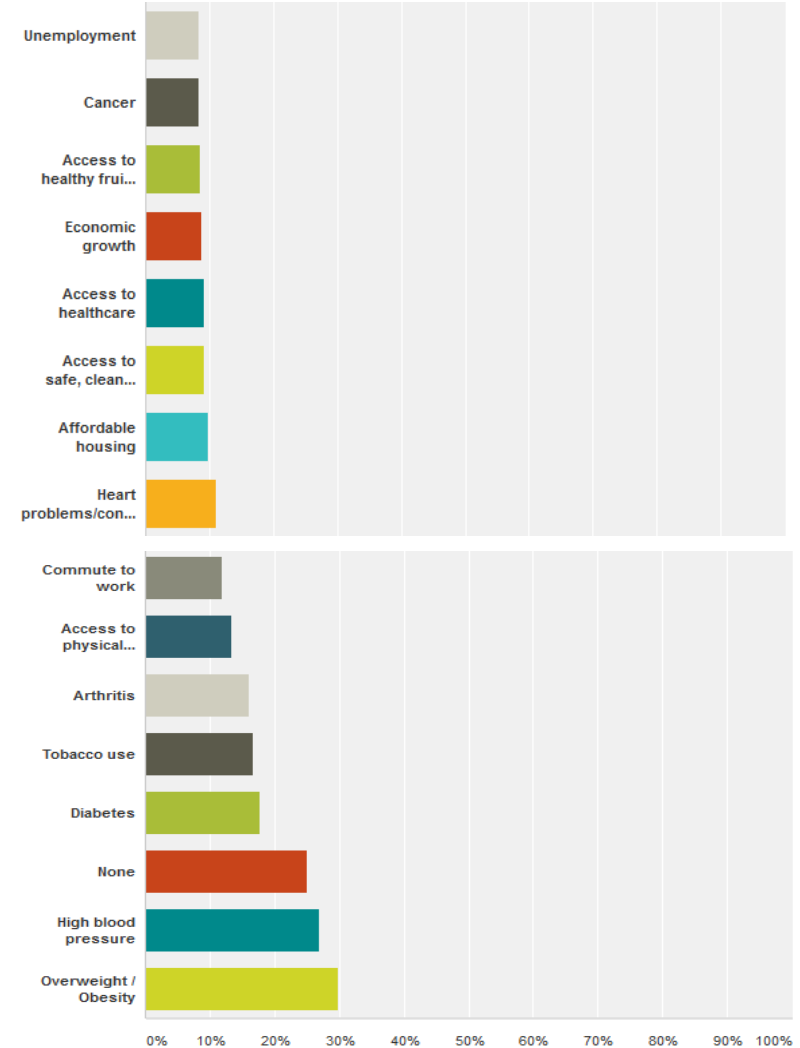
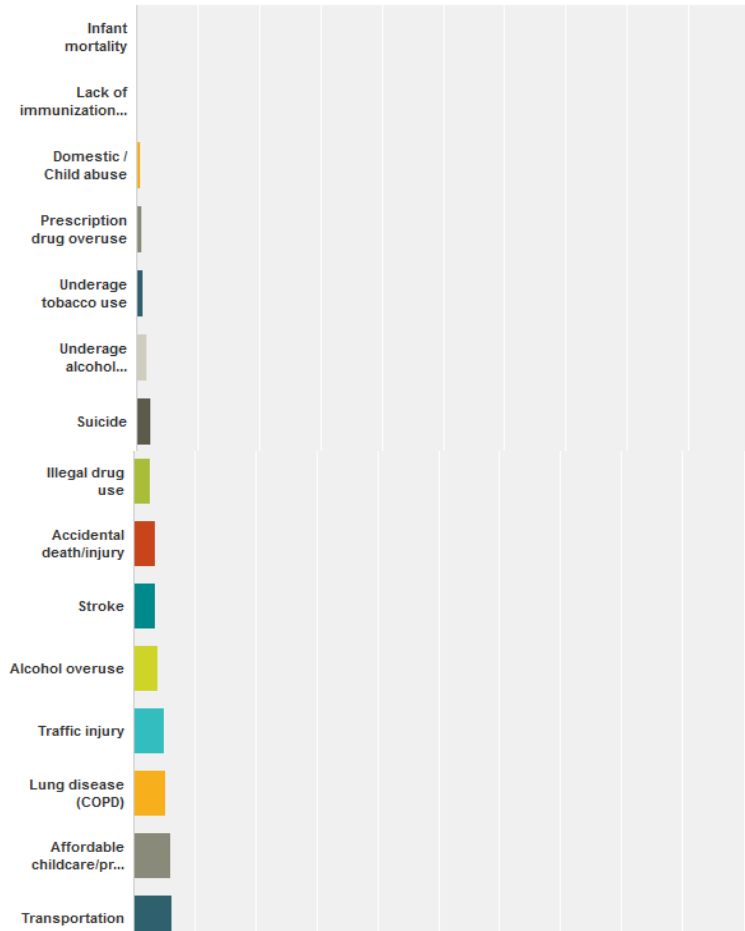


What type of healthcare coverage do you have?



Answer Choices	Responses
Medicaid / Kancare (Amerigroup, United Healthcare, Sunflower)	3.17% 18
No Healthcare	5.64% 32
Other (please specify) Responses	6.17% 35
Medicare	21.69% 123
Commercial Health Insurance (Humana, Blue Cross Blue Shield, United Healthcare, Aetna, Signa)	63.32% 359
Total	567

What challenges/concerns apply to YOU and YOUR HOUSEHOLD?



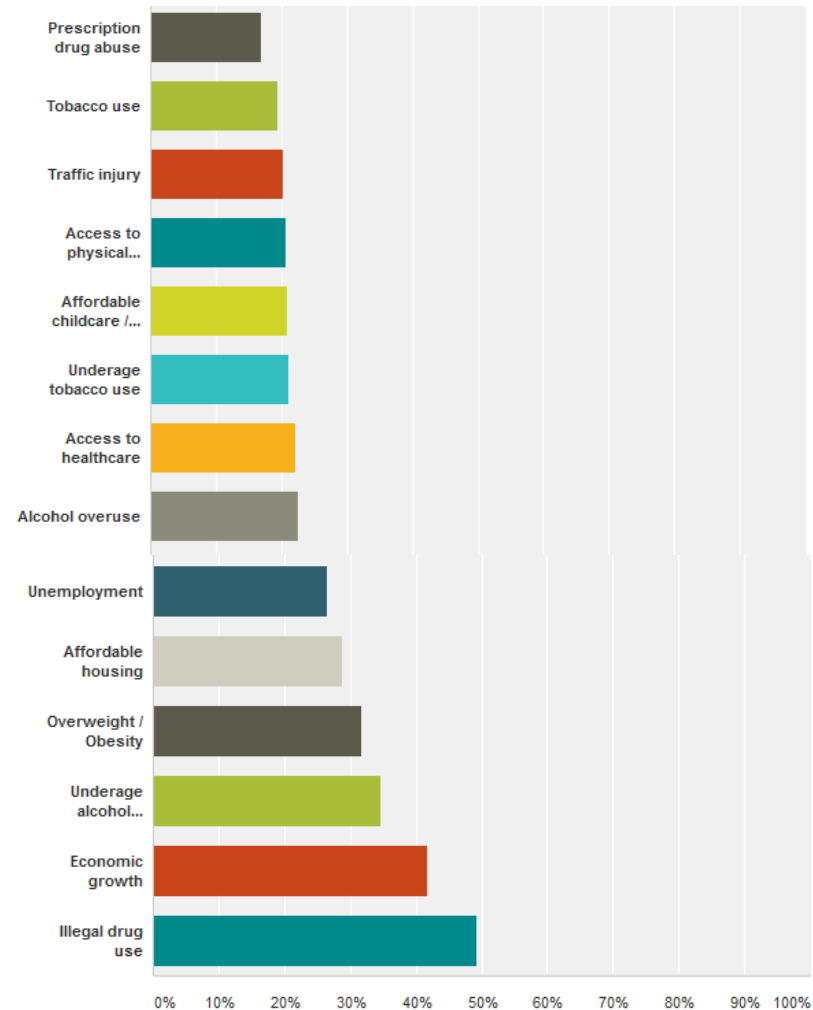
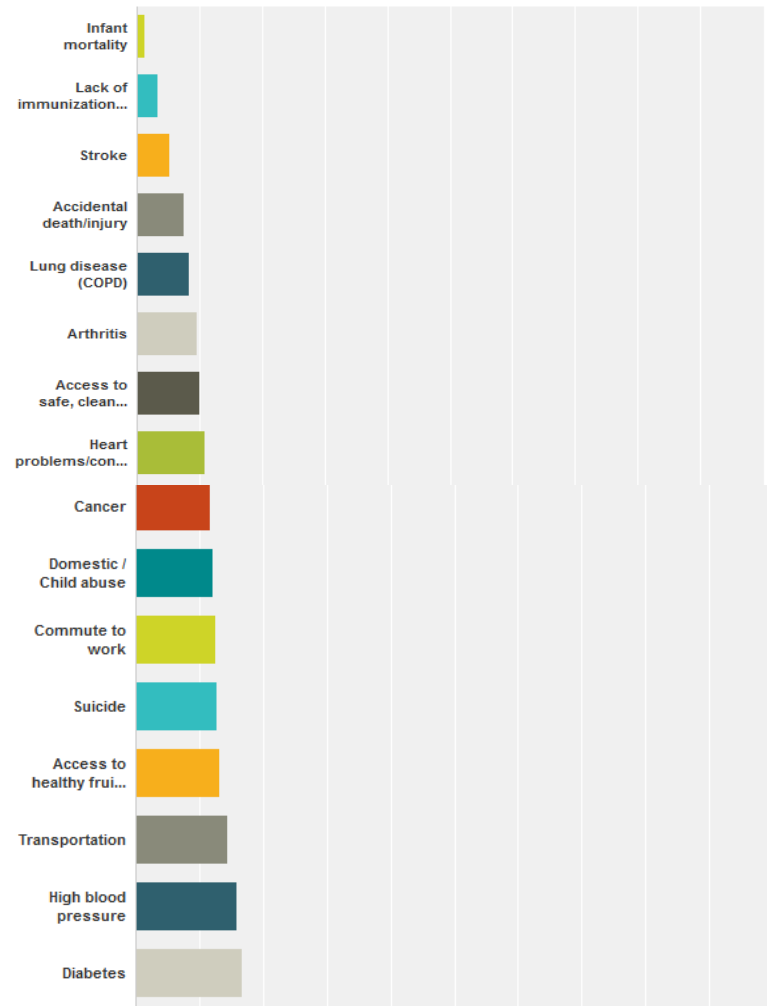
What challenges/concerns apply to YOU and YOUR HOUSEHOLD?

Answer Choices	Responses	
▼ Infant mortality	0.18%	1
▼ Lack of immunization compliance	0.18%	1
▼ Domestic / Child abuse	0.73%	4
▼ Prescription drug overuse	0.91%	5
▼ Underage tobacco use	1.09%	6
▼ Underage alcohol consumption	1.64%	9
▼ Suicide	2.36%	13
▼ Illegal drug use	2.73%	15
▼ Accidental death/injury	3.64%	20
▼ Stroke	3.64%	20
▼ Alcohol overuse	4.00%	22
▼ Traffic injury	4.91%	27
▼ Lung disease (COPD)	5.27%	29
▼ Affordable childcare/preschool	6.00%	33
▼ Transportation	6.18%	34
▼ Unemployment	8.36%	46
▼ Cancer	8.36%	46
▼ Access to healthy fruits and vegetables	8.55%	47
▼ Economic growth	8.73%	48

▼ Access to healthcare	9.09%	50
▼ Access to safe, clean drinking water	9.09%	50
▼ Affordable housing	9.82%	54
▼ Heart problems/concerns	11.09%	61
▼ Commute to work	12.00%	66
▼ Access to physical activity	13.45%	74
▼ Arthritis	16.00%	88
▼ Tobacco use	16.73%	92
▼ Diabetes	17.82%	98
▼ None	25.09%	138
▼ High blood pressure	26.91%	148
▼ Overweight / Obesity	29.82%	164

Total Respondents: 550

Which of the following topics do you think are CONCERNS that need to be addressed in Jefferson County?



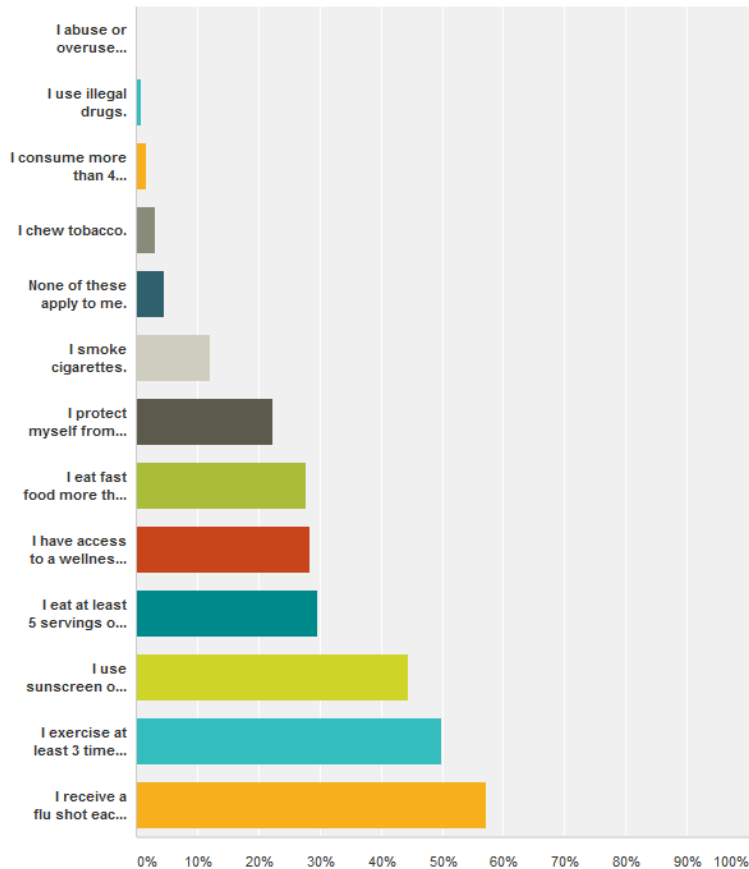
Which of the following topics do you think are CONCERNS that need to be addressed in **Jefferson County**?

Answer Choices	Responses
Infant mortality	1.27% 7
Lack of immunization compliance	3.44% 19
Stroke	5.24% 29
Accidental death/injury	7.41% 41
Lung disease (COPD)	8.32% 46
Arthritis	9.58% 53
Access to safe, clean drinking water	9.95% 55
Heart problems/concerns	10.85% 60
Cancer	11.75% 65
Domestic / Child abuse	12.12% 67
Commute to work	12.48% 69
Suicide	12.66% 70
Access to healthy fruits and vegetables	13.20% 73
Transportation	14.47% 80
High blood pressure	15.91% 88
Diabetes	16.64% 92

Prescription drug abuse	17.00%	94
Tobacco use	19.35%	107
Traffic injury	20.25%	112
Access to physical activity	20.61%	114
Affordable childcare / preschool	20.80%	115
Underage tobacco use	21.16%	117
Access to healthcare	22.06%	122
Alcohol overuse	22.60%	125
Unemployment	26.58%	147
Affordable housing	28.75%	159
Overweight / Obesity	31.65%	175
Underage alcohol consumption	34.72%	192
Economic growth	41.77%	231
Illegal drug use	49.19%	272

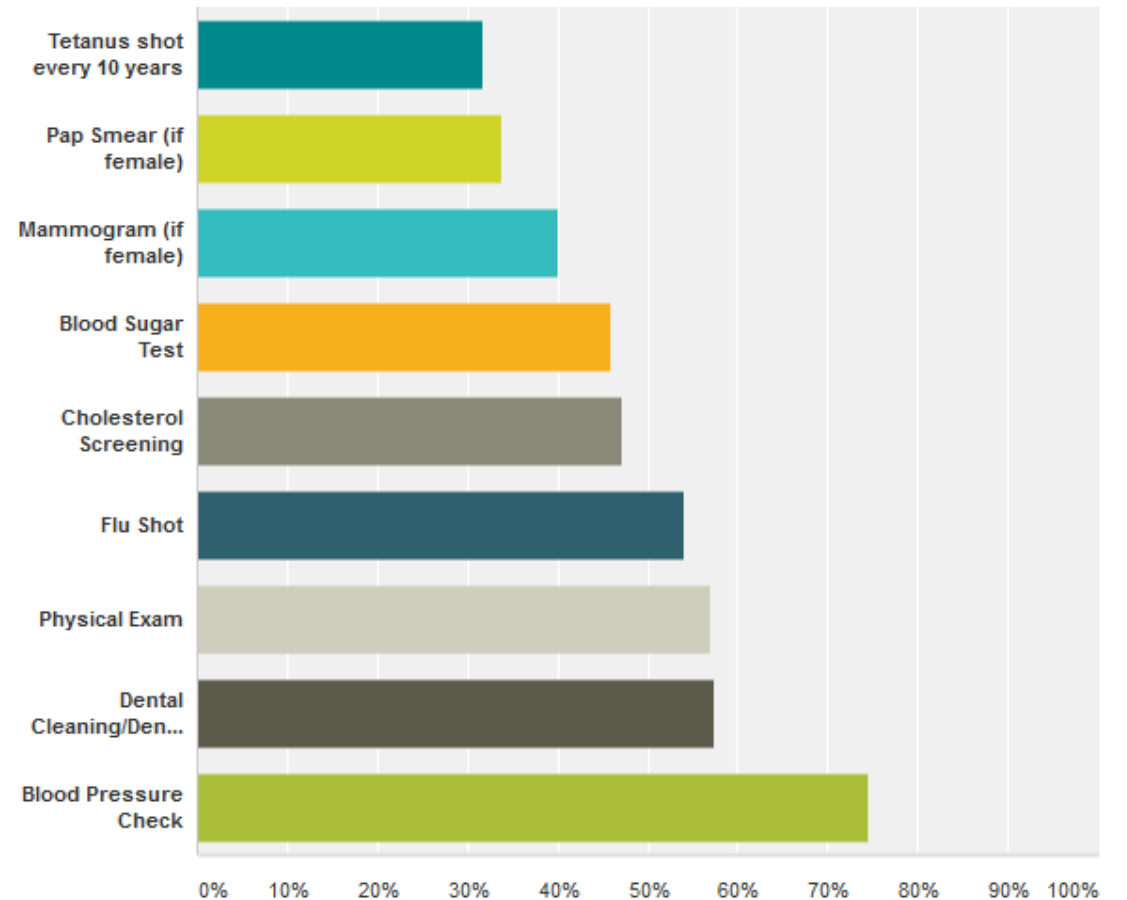
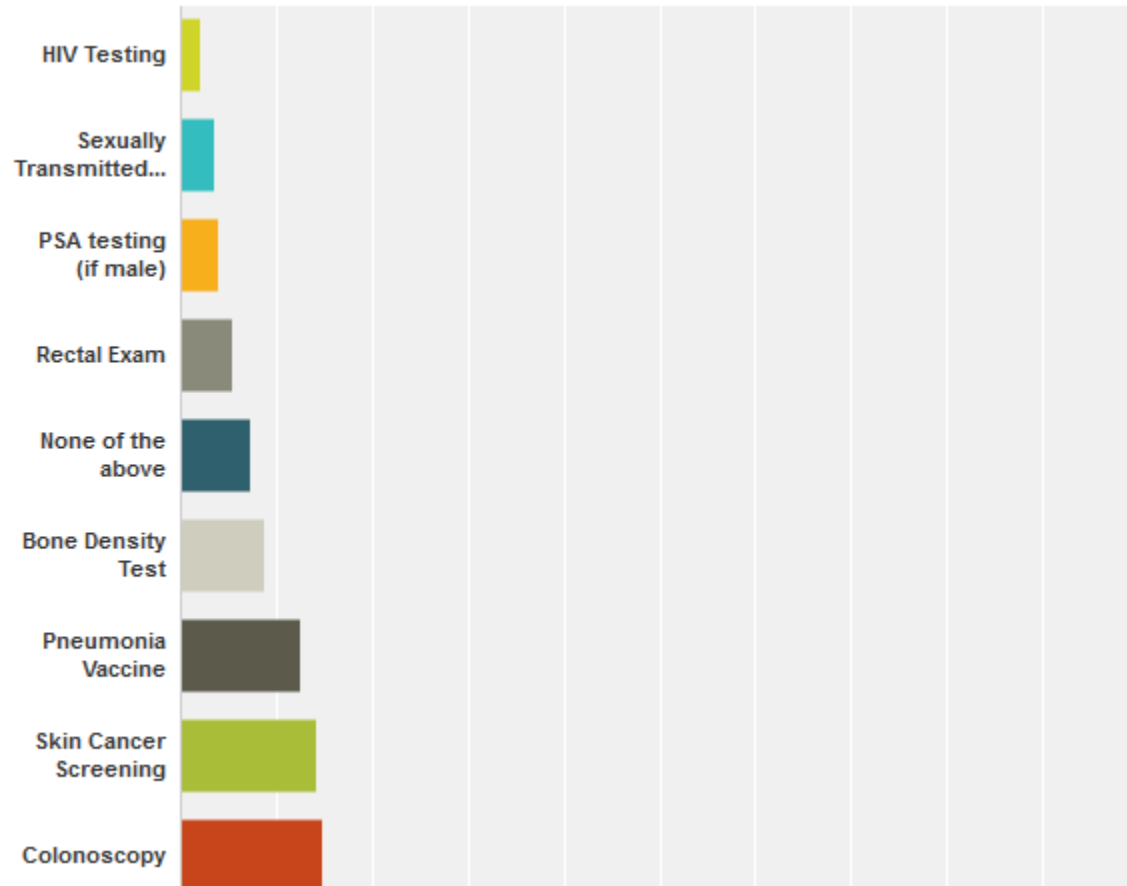
Total Respondents: 553

Choose all statements below that apply to you:



Answer Choices	Responses
▼ I abuse or overuse prescription drugs.	0.18% 1
▼ I use illegal drugs.	0.88% 5
▼ I consume more than 4 alcoholic drinks (if female) or 5 (if male) per day.	1.59% 9
▼ I chew tobacco.	3.18% 18
▼ None of these apply to me.	4.59% 26
▼ I smoke cigarettes.	12.01% 68
▼ I protect myself from sexually transmitted infections.	22.44% 127
▼ I eat fast food more than once per week.	27.74% 157
▼ I have access to a wellness program through my employer.	28.45% 161
▼ I eat at least 5 servings of fruits and vegetables each day.	29.68% 168
▼ I use sunscreen or protective clothing for planned time in the sun.	44.52% 252
▼ I exercise at least 3 times per week.	50.00% 283
▼ I receive a flu shot each year.	57.24% 324
Total Respondents: 566	

Which of the preventative procedures have you had in the past 12 months?

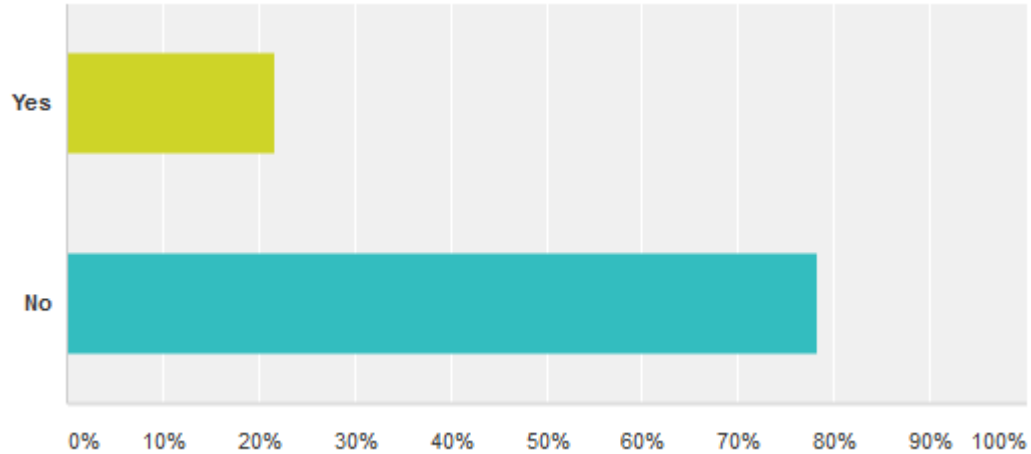


Which of the preventative procedures have you had in the past 12 months?

Answer Choices	Responses
▼ HIV Testing	2.12% 12
▼ Sexually Transmitted Infection Testing	3.53% 20
▼ PSA testing (if male)	3.88% 22
▼ Rectal Exam	5.47% 31
▼ None of the above	7.41% 42
▼ Bone Density Test	8.82% 50
▼ Pneumonia Vaccine	12.52% 71
▼ Skin Cancer Screening	14.11% 80
▼ Colonoscopy	14.81% 84
▼ Tetanus shot every 10 years	31.75% 180
▼ Pap Smear (if female)	33.86% 192
▼ Mammogram (if female)	40.04% 227
▼ Blood Sugar Test	45.86% 260
▼ Cholesterol Screening	47.09% 267
▼ Flu Shot	53.97% 306
▼ Physical Exam	56.97% 323
▼ Dental Cleaning/Dental X-rays	57.50% 326
▼ Blood Pressure Check	74.43% 422

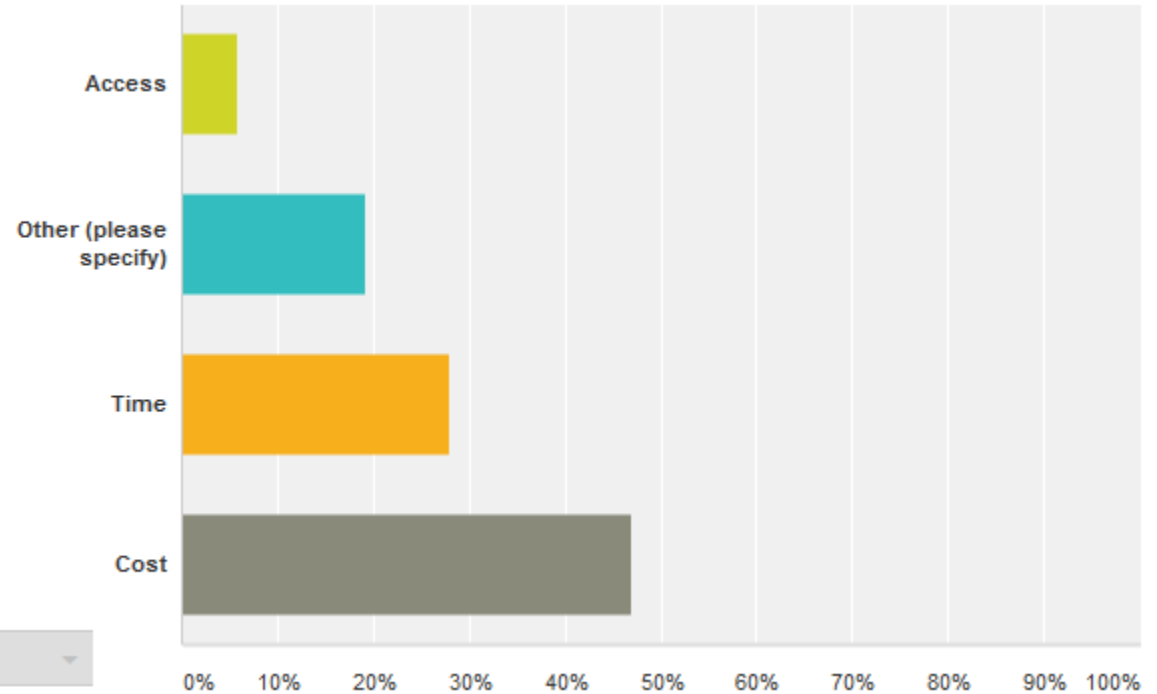
Total Respondents: 567

Do you want or need any of the preventative services listed above?



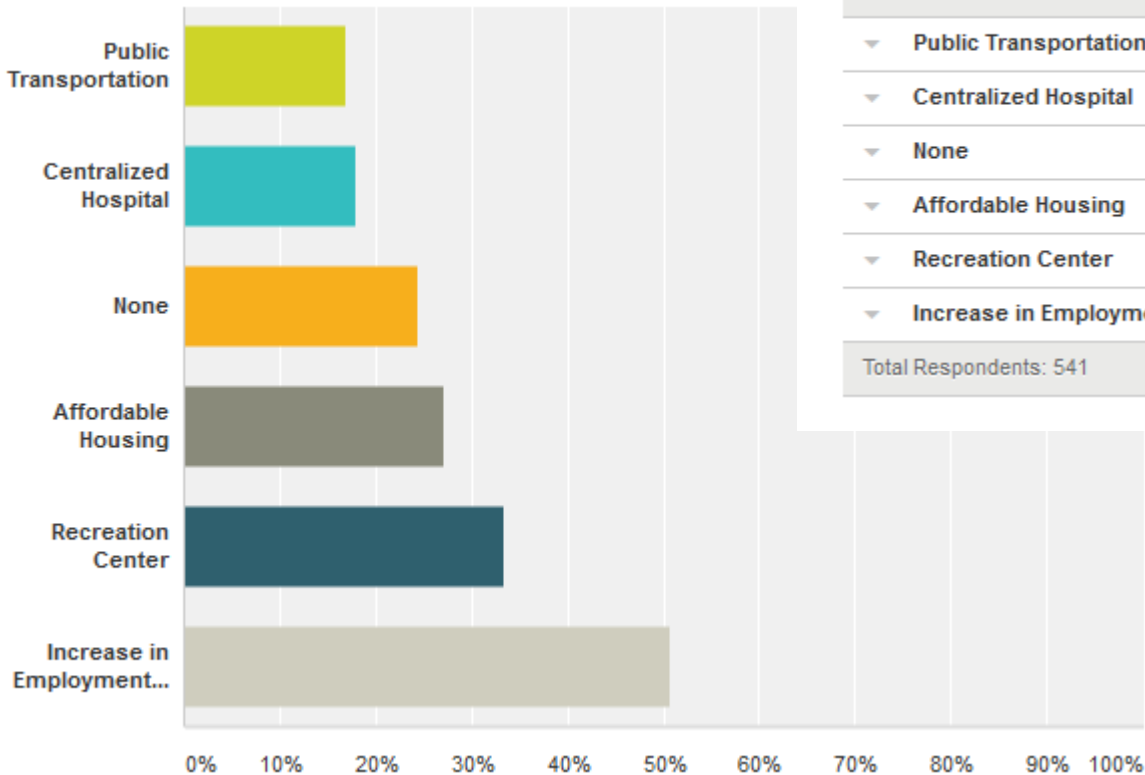
Answer Choices	Responses
Yes	21.75% 122
No	78.25% 439
Total	561

If “yes” to the above question, why have you not received those services?



Answer Choices	Responses	
Access	5.88%	8
Other (please specify)	19.12%	26
Time	27.94%	38
Cost	47.06%	64
Total		136

The following are concern(s) that I have about Jefferson County:



Answer Choices	Responses
Public Transportation	17.01% 92
Centralized Hospital	17.93% 97
None	24.40% 132
Affordable Housing	27.17% 147
Recreation Center	33.46% 181
Increase in Employment Opportunity	50.65% 274

Total Respondents: 541

Secondary Data

- Please see Appendix A

References:

<http://www.countyhealthrankings.org/app/kansas/2016/rankings/jefferson/county/outcomes/overall/snapshot>

<http://www.kansashealthmatters.org/index.php?module=indicators&controller=index&action=dashboard&id=83016910809925962&card=0&localeId=983>

<http://www.kansashealthmatters.org/index.php?module=Indicators&controller=index&action=dashboard&id=83016910781351762>

<http://www.kansashealthmatters.org/index.php?module=Indicators&controller=index&action=dashboard&alias=alldata&localeId=983>

Identified Themes: Demographic Representation

- Majority of respondents were Caucasian, non-Hispanic or Latino, and female.
- All Zip Codes of the county represented.
- All adult age groups represented within the survey.
- All salary ranges listed were represented within the survey.

Identified Themes: Survey Results

Top 5 Respondent Household Concerns

- Overweight/Obesity
- High Blood Pressure
- Diabetes Mellitus
- Tobacco Use
- Arthritis

Top 5 Concerns that need addressed in Jefferson County

- Illegal Drug Use
- Economic Growth
- Underage alcohol use
- Overweight/Obesity
- Affordable Housing

Top 3 Concerns for Jefferson County

- Increase in Employment Opportunities
- Recreation Center
- Affordable Housing

Priorities and Plan

- F.W. Huston Medical Center, Jefferson County Health Department, and Jefferson County Wellness Coalition will work together to determine the improvement priorities and plan in addition to the implementation and evaluation processes.

Resources for Jefferson County

<http://www.jeffcoalliance.org/Resource%20Guide%202014.pdf>