



PL01

Summary of the Certificate of Analysis (CoA) for both the
Crude and Diluted hemp oils



hemp

- Following processing of hemp a concentrated oil is produced, the “Crude Extract”
- The Crude Extract is diluted with MCT (coconut oil) in order to produce an extract that is 50 mg/mL dropper CBD or 58 mg/mL dropper full-spectrum hemp extract including all cannabinoids and terpenes as the product, the “Diluted Extract”
- A review of the Crude Extract is useful to discover and acknowledge the trace cannabinoids, terpenes and their potential benefits
- The Diluted Extract is the product that we sell
- Data on any other chemicals and components is disclosed and discussed
- The unadulterated CoA's themselves are also attached following the summary

Crude Extract – Reputable lab analysis

PL01 crude extract was analyzed by a reputable lab with quality control (QC) measures in place as well as state licenses


EVIO

LABS

EVIO Inc. (OTCQB:EVIO)

Certificate of Analysis


DEMETRA_01



Page 1 of 6

TEC Biosciences Inc.


838 E. High Street #202
Lexington
Kentucky,
(859) 287-0300
jacob.roney@tecbiosciences.com



SAMPLE:DA90612012-001

Ordered: 06/10/19 Sampled:06/10/19
Completed: 06/17/19 Expires: 06/17/20

Image



Safety

Pesticides - Passed

Microbials - Passed

Mycotoxins - Passed

Heavy Metals - Passed

Terpenes - Tested

Residual-Solvents - Tested

Filth - Passed

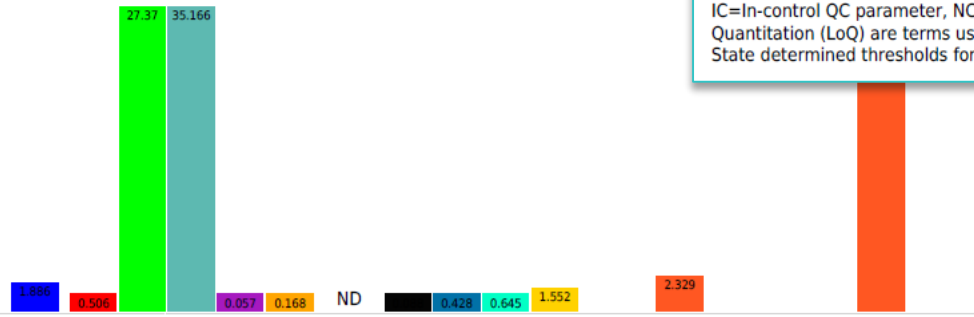
Water Activity - NOT Tested

Moisture - NOT Tested

Cannabinoids

2.329% Total THC	58.21% Total CBD
23.30 mg THC/Container	5821.06 mg CBD/Container

Cannabinoids




EVIO

LABS

EVIO Inc. (OTCQB:EVIO)

4131 SW 47th AVENUE SUITE
1408
DAVIE, FL 33314
1-954-368-7664
info@eviolabsfl.com


Jorge Segredo
Lab Director

State License # n/a
ISO Accreditation #
97164

This report shall not be reproduced, unless in its entirety, without written approval from EVIO Labs. This report is an EVIO Labs certification. The results relate only to the material or product analyzed. Test results are confidential unless explicitly waived otherwise. Void after 1 year from test end date. Cannabinoid content of batch material may vary depending on sampling error. IC=In-control QC parameter, NC=Non-controlled QC parameter, ND=Not Detected, NA=Not Analyzed, ppm=Parts Per Million, ppb=Parts Per Billion. Limit of Detection (LoD) and Limit Of Quantitation (LoQ) are terms used to describe the smallest concentration that can be reliably measured by an analytical procedure. RPD=Reproducibility of two measurements. Action Levels are State determined thresholds for human safety for consumption and/or inhalation.

Pure Lyfe, LLC Lexington KY 40505

purelyfeinc.com

Crude Extract – cannabinoid make-up & potential full-spectrum effect snapshot

Image



Safety

Pesticides - Passed
Microbials - Passed
Mycotoxins - Passed
Heavy Metals - Passed
Terpenes - Tested
Residual-Solvents - Tested
Filtration - Passed
Water Activity - NOT Tested
Moisture - NOT Tested

Cannabinoids

Analyte	Weight(%)	mg/g
D9-THC	1.886	18.86
THCa	0.506	5.06
CBD	27.37	273.7
CBDa	35.166	351.66
CBN	0.057	0.57
CBDV	0.168	1.68
D8-THC	ND	ND
THCV	0.088	0.88
CBG	0.428	4.28
CBGa	0.645	6.45
CBC	1.552	15.52
Total THC	2.329	23.29
Total CBD	58.21	582.1

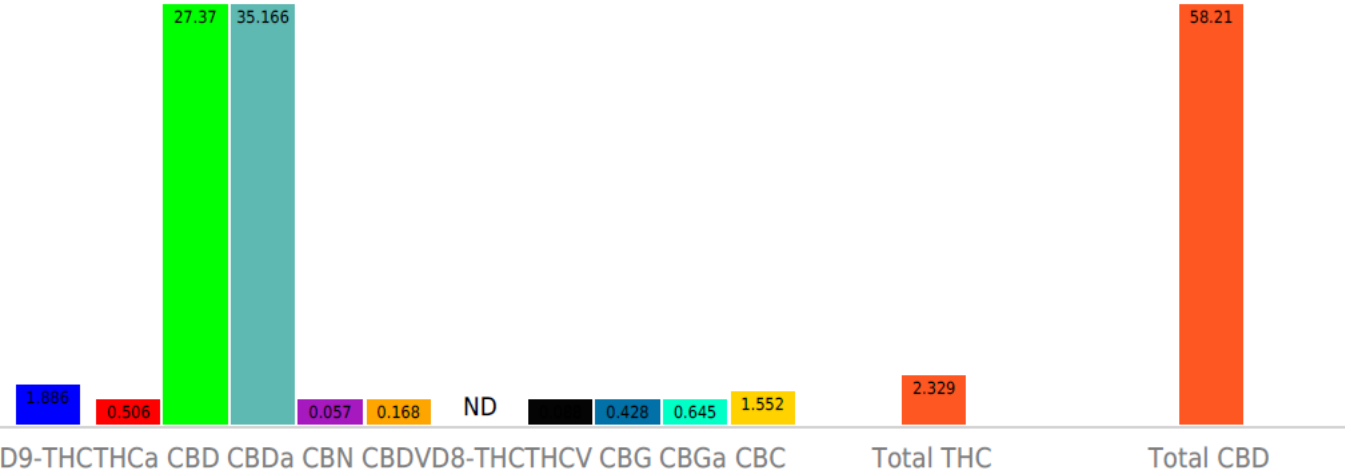
PL01 was tested for pesticides and other toxins. No chemicals or toxins were identified as expected with a USDA organic hemp product.

Cannabinoids

2.329% Total THC	58.21% Total CBD
23.30 mg THC/Container	5821.06 mg CBD/Container

Cannabinoids levels were determined. Notably the extract has a wide variety of cannabinoids dominated by CBD. CBDa is generally converted to CBD by heat in the formulation process. The THC levels in the Crude Extract are too concentrated and must be diluted for the product to be sold.

CBD is well established to combat stress. However, CBC has been compared favorably to anti-inflammatory drugs such as NSAIDs (1) going as far back as the 1980s. CBG has also demonstrated positive effects on models of inflammatory bowel disease (2). The potential effect of these cannabinoids along with the terpenes on the next page would be missed in pure CBD products.



1. Wirth et al. (1980) [Anti-inflammatory Properties Of Cannabichromene](#). **Life Sciences**.
2. Borrelli et al (2013) [Beneficial effect of the non-psychoactive plant cannabinoid cannabigerol on experimental inflammatory bowel disease](#). **Biochemical Pharmacology**.

Crude Extract – terpene make-up & the full-spectrum effect snapshot

PL01 contains a wide-variety of another set of compounds that have functional benefits called terpenes. Some highlights are listed below.

Alpha-humulene has demonstrated effective reduction of respiratory stress in airways allergic inflammation models (1).

Alpha-Bisabolo has demonstrated anti-inflammatory responses in models of infection (2).

Terpenes	Test result %
alpha-Cedrene	ND
alpha-Humulene	0.748
alpha-Pinene	ND
alpha-Terpinene	ND
beta-Myrcene	ND
beta-Pinene	ND
Borneol	ND
Camphene	ND
Camphor	ND
Caryophyllene oxide	0.463
Cedrol	ND
alpha-Bisabolol	1.372
Isopulegol	ND
cis-Nerolidol	ND
3-Carene	ND
Fenchyl Alcohol	ND
Hexahydrothymol	ND
Eucalyptol	ND
Isoborneol	ND
Farnesene	1.058
Fenchone	ND
gamma-Terpinene	ND
Geraniol	ND
Geranyl acetate	ND
Guaiol	0.752
Limonene	ND
Linalool	ND
Nerol	ND
Ocimene	ND
alpha-Phellandrene	ND
Pulegone	ND
Sabinene	ND
Sabinene hydrate	ND
Terpineol	ND
Terpinolene	ND
trans-Caryophyllene	2.019
trans-Nerolidol	0.031
Valencene	0.058
Total	6.506

1. Rogerio et al. (2009) [Preventive and therapeutic anti-inflammatory properties of the sesquiterpene alpha-humulene in experimental airways allergic inflammation](#). **British Journal of Pharmacology**.

2. Cavalcante et al. (2019) [Effect of \(-\)-α-Bisabolol on the Inflammatory Response in Systemic Infection Experimental Model in C57BL/6 Mice](#). **Inflammation**.

Crude Extract – solvents & pathogen testing

Residual solvent	Action Level(ppm)	Pass/Fail	Results(ppm)
1,2-Dichloroethane	2	Pass	ND
1,2-Dichloroethene	8	Pass	ND
1,4-Dioxane		Pass	ND
2-Butanol		Pass	ND
2-Ethoxyethanol		Pass	ND
2-Propanol	500	Pass	ND
Acetone	750	Pass	170.222
Acetonitrile	60	Pass	ND
Benzene	1	Pass	ND
Butanes (iso-butane)	2000	Pass	ND
Butanes (n-butane)		Pass	ND
Chloroform	2	Pass	ND
Cyclohexane		Pass	ND
Ethanol	5000	Fail	8255.175
Dichloromethane		Pass	ND
Ethyl acetate	400	Pass	ND
Ethyl ether	500	Pass	ND
Ethylene Oxide	5	Pass	ND
Ethylbenzene		Pass	ND
Heptane	500	Pass	ND

PL01 was processed with the solvent ethanol.


At the Crude Extract level ethanol levels are above the action level of 5000 parts per million (ppm) however, as we will see in the Diluted Extract that ethanol is diluted well below the action limit at 11 ppm.


Mycotoxin Analysis-Analysis Method :SOP.T.30.065, SOP.T.40.065		Analytical Batch:DA003963	
Analyte	Results	Action Level	
aflatoxin_g2	ND	0.020	
aflatoxin_g1	ND	0.020	
aflatoxin_b2	ND	0.020	
aflatoxin_b1	ND	0.020	
ochratoxin_a	ND	0.020	
Aflatoxins B1, B2, G1, G2, and Ochratoxins A testing using LC-MS. (Method: SOP.T.30.065 for Sample Preparation and SOP.T40.065 Procedure for Mycotoxins Quantification Using LCMS. LOQ 1.0 ppb). Total Aflatoxins (Aflotoxin B1, B2, G1, G2) must be <20µg/Kg. Ochratoxins must be <20µg/Kg.			
Micro Analysis-Analysis method :SOP.T.40.043		Analytical Batch: DA003976	
Reagent LOT/ID	Dilution	Consumables id	
Pathogens	Results		
aspergillus_terreus_1j2	not present in 1 gram.		
aspergillus_niger	not present in 1 gram.		
aspergillus_fumigatus	not present in 1 gram.		
aspergillus_flavus	not present in 1 gram.		
salmonella_specific_gene	not present in 1 gram.		
escherichia_coli_shigella_spp	not present in 1 gram.		
Microbiological testing for Fungal and Bacterial Identification via Polymerase Chain Reaction (PCR) method consisting of sample DNA amplified via tandem Polymerase Chain Reaction (PCR) as a crude lysate which avoids purification. (Method SOP.T.40.043) If a pathogenic Escherichia Coli, Salmonella, Aspergillus fumigatus, Aspergillus flavus, Aspergillus niger, or Aspergillus terreus is detected in 1g of a sample, the sample fails the microbiological-impurity testing.			


Fungal and bacterial pathogens were not identified.

Diluted Extract – Reputable lab analysis & and cannabinoid content


PL01 diluted extract was analyzed by a reputable lab with quality control (QC) measures in place as well as state licenses


12620 N. Cave Creek Road Suite 1A
Phoenix, AZ 85022
(602) 466-9730
<http://www.deltaverdelab.com>


ASSOCIATION OF COMMERCIAL CANNABIS LABORATORIES


James Clark
Laboratory Director

Confident Cannabis
All Rights Reserved
support@confidentcannabis.com
(866) 506-5866
www.confidentcannabis.com



This product has been tested by Delta Verde Laboratory using validated testing methodologies. Values reported relate only to the product tested. Delta Verde Laboratory makes no claims as to the efficacy, safety or other risks associated with any detected or non-detected levels of any compounds reported herein. This Certificate shall not be reproduced except in full, without the written approval of Delta Verde Laboratory.

1.88 mg/mL

Δ9-THC

50.35 mg/mL

CBD Max

54.94 mg/mL

Total Cannabinoids

Cannabinoids

Cannabinoid	LOQ	Concentration	Concentration
	mg/mL	mg/mL	%
CBDa	0.10	ND	ND
CBG	0.10	0.30	0.031
CBD	0.10	50.35	5.226
THCV	0.10	ND	ND
CBN	0.10	ND	ND
Δ9-THC	0.10	1.88	0.195
CBC	0.10	2.41	0.250
THCa	0.10	ND	ND
Total		54.94	5.702

1 mL = 0.9635 g

Cannabinoids in the Diluted Extract Product are listed. PL01 products are 50 mg/mL dropper CBD, roughly 55 mg/mL dropper total cannabinoids and 58 mg/mL dropper total hemp including the terpenes.

Diluted Extract – microbial and chemical analysis

Analyte	Units	Status
	CFU/g	
Aerobic Bacteria	NR	NT
Coliforms	ND	Tested
E. Coli	ND	Tested
Enterobacteriaceae	NR	NT
Salmonella	NR	NT
Yeast & Mold	ND	Tested

No microbials were identified but Pure Lyfe also runs the product through a pharmaceutical grade filter for final sterilization prior to bottling.

No pesticides, solvents or heavy metals were detected above the action level. The ethanol was diluted way down to 11 PPM.

Analyte	LOQ	Mass	Status
	PPM	PPM	
Abamectin	0.003	ND	Tested
Acequinocyl	1.000	ND	Tested
Bifenazate	0.750	ND	Tested
Dimethomorph	3.000	ND	Tested
Etoxazole	0.350	ND	Tested
Fenhexamid	1.500	ND	Tested
Flonicamid	0.350	ND	Tested
Imidacloprid	0.003	ND	Tested
Myclobutanil	0.450	ND	Tested
Paclobutrazol	0.010	ND	Tested
Piperonyl Butoxide	0.100	ND	Tested
Pyrethrins	0.050	1.790	Tested
Spinetoram	0.085	ND	Tested
Spinosad	0.085	ND	Tested
Spirotetramat	0.050	ND	Tested
Thiamethoxam	0.001	ND	Tested
Trifloxystrobin	0.550	ND	Tested

Analyte	LOQ	Mass	Status
	PPM	PPM	
Propane	1	ND	Tested
Isobutane	1	ND	Tested
n-Butane	1	ND	Tested
Methanol	1	ND	Tested
Ethanol	1	11	Tested
Acetone	1	33	Tested
Isopropanol	1	<LOQ	Tested
n-Hexane	1	2	Tested
Heptane	1	ND	Tested
Ethyl Acetate	1	ND	Tested

Analyte	LOQ	Mass
	PPM	PPM
Arsenic	0.01	ND
Cadmium	0.01	ND
Lead	0.01	ND
Mercury	0.01	ND



TEC Biosciences Inc.

838 E. High Street #202
Lexington
Kentucky,
(859) 287-0300
jacob.roney@tecbiosciences.com



VIOLAB

SAMPLE:DA90612012-001

Ordered: 06/10/19 Sampled:06/10/19
Completed: 06/17/19 Expires: 06/17/20

Image



Safety


Pesticides - Passed
Microbials - Passed
Mycotoxins - Passed
Heavy Metals - Passed
Terpenes - Tested
Residual-Solvents - Tested
Filt - Passed
Water Activity - NOT Tested
Moisture - NOT Tested

Cannabinoids

Analyte	Weight(%)	mg/g
D9-THC	1.886	18.86
THCa	0.506	5.06
CBD	27.37	273.7
CBDa	35.166	351.66
CBN	0.057	0.57
CBDV	0.168	1.68
D8-THC	ND	ND
THCV	0.088	0.88
CBG	0.428	4.28
CBGa	0.645	6.45
CBC	1.552	15.52
Total THC	2.329	23.29
Total CBD	58.21	582.1

Cannabinoids

2.329% Total THC	58.21% Total CBD
23.30 mg THC/Container	5821.06 mg CBD/Container





TEC Biosciences Inc.

838 E. High Street #202
Lexington
Kentucky,
(859) 287-0300
jacob.roney@tecbiosciences.com



VIOLAB

SAMPLE:DA90612012-001

Ordered: 06/10/19 Sampled:06/10/19
Completed: 06/17/19 Expires: 06/17/20

Terpenes

Test result %

alpha-Cedrene	ND
alpha-Humulene	0.748
alpha-Pinene	ND
alpha-Terpinene	ND
beta-Myrcene	ND
beta-Pinene	ND
Borneol	ND
Camphene	ND
Camphor	ND
Caryophyllene oxide	0.463
Cedrol	ND
alpha-Bisabolol	1.372
Isopulegol	ND
cis-Nerolidol	ND
3-Carene	ND
Fenchyl Alcohol	ND
Hexahydrothymol	ND
Eucalyptol	ND
Isoborneol	ND
Farnesene	1.058
Fenchone	ND
gamma-Terpinene	ND
Geraniol	ND
Geranyl acetate	ND
Guaiol	0.752
Limonene	ND
Linalool	ND
Nerol	ND
Ocimene	ND
alpha-Phellandrene	ND
Pulegone	ND
Sabinene	ND
Sabinene hydrate	ND
Terpineol	ND
Terpinolene	ND
trans-Caryophyllene	2.019
trans-Nerolidol	0.031
Valencene	0.058
Total	6.506





TEC Biosciences Inc.

838 E. High Street #202
Lexington
Kentucky,
(859) 287-0300
jacob.roney@tecbiosciences.com



VIOLAB

SAMPLE:DA90612012-001

Ordered: 06/10/19 Sampled:06/10/19
Completed: 06/17/19 Expires: 06/17/20

Pesticides	LOQ	Action Level	Result	Pesticides	LOQ	Action Level	Result
Dimethoate	0.010	0.05	ND	Cypermethrin	0.020	0.5	ND
Abamectin B1a	0.020	0.1	ND	Daminozide	0.020	0.5	ND
Acephate	0.010	0.1	ND	Metalaxyl	0.010	0.05	ND
Dimethomorph	0.005	0.05	ND	Dichlorvos	0.050	0.1	ND
Ethoprophos	0.010	0.05	ND	Methiocarb	0.010	0.05	ND
Acequinocyl	.05	0.1	ND	Methomyl	0.010	0.1	ND
Acetamiprid	0.010	0.05	ND	Diazanone	0.010	0.05	ND
Etofenprox	0.010	0.05	ND	Mevinphos	0.010	0.05	ND
Aldicarb	0.020	0.05	ND	Myclobutanil	0.010	0.1	ND
Ettoxazole	0.010	0.05	ND	Naled	0.010	0.25	ND
Azoxystrobin	0.010	0.05	ND	Oxamyl	0.010	0.25	ND
Fenhexamid	.010	0.1	ND	Paclobutrazol	0.010	0.05	ND
Bifenazate	0.010	0.01	ND	Permethrins	0.050	0.1	ND
Fenoxycarb	0.010	0.05	ND	Phosmet	0.010	0.1	ND
Fenpyroximate	0.010	0.5	ND	Piperonyl butoxide	0.010	3.0	ND
Bifenthrin	0.010	0.1	ND	Prallethrin	0.050	0.1	ND
Carbaryl	0.010		ND	Propiconazole	0.010	0.1	ND
Fipronil	0.020	0.05	ND	Propoxur	0.010	0.1	ND
Flonicamid	0.010	0.4	ND	Pyrethrins (Pyrethrin I)	0.010	0.5	ND
Carbofuran	0.010		ND	Pyridaben	0.010	0.2	ND
Chlorantraniliprole	0.010		ND	Spinosad (Spinosyn A)	0.010	0.1	ND
Fludioxonil	0.010	0.1	ND	Spinosad (Spinosyn D)	0.010	0.1	ND
Hexythiazox	0.010	0.25	ND	Spiromesifen	0.010	0.1	ND
Chlorfenapyr	.010	0.05	ND	Spirotetramat	0.020	0.1	ND
Imazalil	0.010	0.05	ND	Spiroxamine	0.010	0.05	ND
Chlorpyrifos	0.010	0.1	ND	Tebuconazole	0.010	0.05	ND
Imidacloprid	0.010	0.1	ND	Thiacloprid	0.010	0.05	ND
Clofentezine	0.010	0.2	ND	Thiamethoxam	0.010	0.05	ND
Kresoxim-methyl	0.010	0.1	ND	Trifloxystrobin	0.010	0.1	ND
Coumaphos	0.005	0.05	ND				
Malathion	0.010	0.05	ND				



TEC Biosciences Inc.

838 E. High Street #202
Lexington
Kentucky,
(859) 287-0300
jacob.roney@tecbiosciences.com



VIOLAB

SAMPLE:DA90612012-001

Ordered: 06/10/19 Sampled:06/10/19
Completed: 06/17/19 Expires: 06/17/20

Residual solvent	Action Level(ppm)	Pass/Fail	Results(ppm)
1,2-Dichloroethane	2	Pass	ND
1,2-Dichloroethene	8	Pass	ND
1,4-Dioxane		Pass	ND
2-Butanol		Pass	ND
2-Ethoxyethanol		Pass	ND
2-Propanol	500	Pass	ND
Acetone	750	Pass	170.222
Acetonitrile	60	Pass	ND
Benzene	1	Pass	ND
Butanes (iso-butane)	2000	Pass	ND
Butanes (n-butane)		Pass	ND
Chloroform	2	Pass	ND
Cyclohexane		Pass	ND
Ethanol	5000	Fail	8255.175
Dichloromethane		Pass	ND
Ethyl acetate	400	Pass	ND
Ethyl ether	500	Pass	ND
Ethylene Oxide	5	Pass	ND
Ethylbenzene		Pass	ND
Heptane	500	Pass	ND
Hexanes (2,2-dimethylbutane)	60	Pass	ND
Hexanes (2,3-dimethylbutane)	60	Pass	ND
Hexanes (2-methylpentane)	60	Pass	ND
Hexanes (3-methylpentane)	60	Pass	ND
Isopropyl acetate		Pass	ND
Methalene Chloride	125	Pass	ND
Methanol	250	Pass	ND
n-Hexane		Pass	ND
Pentanes (iso-pentane)		Pass	ND
Pentanes (n-pentane)	750	Pass	ND
Pentanes (neo-pentane)		Pass	ND
Propane	100	Pass	ND
Tetrahydrofuran		Pass	ND
Toluene	150	Pass	ND
Total Xylenes	150	Pass	ND
Trichloroethylene	25	Pass	ND



TEC Biosciences Inc.

838 E. High Street #202
Lexington
Kentucky,
(859) 287-0300
jacob.roney@tecbiosciences.com



VIOLAB

SAMPLE:DA90612012-001

Ordered: 06/10/19 Sampled:06/10/19
Completed: 06/17/19 Expires: 06/17/20

Cannabinoid Profile Test Result-Analysis Method :SOP.T.40.020, SOP.T.30.050 Analytical Batch:DA003982

Reagent LOT ID	Dilution	Consumables Id
061319.R12	10	180711
061119.R04	SFN-BX-1025	
061119.R03	849C4-849AK	
	840C6-840H	

Full spectrum cannabinoid analysis utilizing High Performance Liquid Chromatography with UV detection (HPLC-UV). (Method: SOP.T.30.050 for sample prep and Shimadzu High Sensitivity Method SOP.T.40.020 for analysis. LOQ for all cannabinoids is 1 mg/L).

Filth and foreign Materials-Analysis Method :SOP.T.40.013

This includes but is not limited to hair, insects, feces, packaging contaminants, and manufacturing waste and by-products. An SH-2B/T Stereo Microscope is use for inspection.

Mycotoxin Analysis-Analysis Method :SOP.T.30.065, SOP.T.40.065

Analytical Batch:DA003963

Analyte	Results	Action Level
aflatoxin_g2	ND	0.020
aflatoxin_g1	ND	0.020
aflatoxin_b2	ND	0.020
aflatoxin_b1	ND	0.020
ochratoxin_a	ND	0.020

Aflatoxins B1, B2, G1, G2, and Ochratoxins A testing using LC-MS. (Method: SOP.T.30.065 for Sample Preparation and SOP.T.40.065 Procedure for Mycotoxins Quantification Using LCMS. LOQ 1.0 ppb). Total Aflatoxins (Aflatoxin B1, B2, G1, G2) must be <20µg/Kg. Ochratoxins must be <20µg/Kg.

Micro Analysis-Analysis method :SOP.T.40.043

Analytical Batch: DA003976

Reagent LOT/ID	Dilution	Consumables id
Pathogens	Results	
aspergillus_terreus_1j2	not present in 1 gram.	
aspergillus_niger	not present in 1 gram.	
aspergillus_fumigatus	not present in 1 gram.	
aspergillus_flavus	not present in 1 gram.	
salmonella_specific_gene	not present in 1 gram.	
escherichia_coli_shigella_spp	not present in 1 gram.	

Microbiological testing for Fungal and Bacterial Identification via Polymerase Chain Reaction (PCR) method consisting of sample DNA amplified via tandem Polymerase Chain Reaction (PCR) as a crude lysate which avoids purification. (Method SOP.T.40.043) If a pathogenic Escherichia Coli, Salmonella, Aspergillus fumigatus, Aspergillus flavus, Aspergillus niger, or Aspergillus terreus is detected in 1g of a sample, the sample fails the microbiological-impurity testing.

Jorge Segredo
Lab Director





TEC Biosciences Inc.

838 E. High Street #202
Lexington
Kentucky,
(859) 287-0300
jacob.roney@tecbiosciences.com



VIOLAB

SAMPLE:DA90612012-001

Ordered: 06/10/19 Sampled:06/10/19
Completed: 06/17/19 Expires: 06/17/20

Pesticide Analysis-Analysis Method:SOP.T.30.065, SOP.T.40.065

Analytical Batch :DA003962

Reagent LOT/ID	Dilution	Consumables ID
061319.R13	1	180711 280653964

Pesticide screen is performed using LC-MS which can screen down to below single digit ppb concentrations for regulated Pesticides. Currently we analyze for 57 Pesticides. (Method: SOP.T.30.065 Sample Preparation for Pesticides Analysis via LCMSMS and SOP.T40.065 Procedure for Pesticide Quantification Using LCMS).

Heavy Metals Analysis-Analysis-Method:SOP.T.40.050, SOP.T.30.052

Analytical Batch: DA003960

Reagent LOT/ID	Dilution	Consumables ID
061219.R06		50
061219.R17		
061119.R07		
040219.21		
060519.R25		
061219.R05		
061119.R08		
030119.06		
060319.01		

Heavy Metals screening is performed using ICP-MS (Inductively Coupled Plasma - Mass Spectrometer) which can screen down to below single digit ppb concentrations for regulated heavy metals using Method SOP.T.30.052 Sample Preparation for Heavy Metals Analysis via ICP-MS and SOP.T.40.050 Heavy Metals Analysis via ICP-MS.

Metal	Result	Action-Level
arsenic	ND	0.2
cadmium	ND	0.2
lead	ND	0.5
mercury	ND	0.1

Abbreviation:ppm=Parts Per Million

Residual SolventsAnalysis Method:SOP.T.40.032

Analytical Batch :DA003896

Residual solvents screening is performed using GC-MS which can detect below single digit ppm concentrations. Currently we analyze for 34 Residual solvents. (Method: SOP.T.30.042 Residual Solvents Analysis via GC-MS).

Terpenes screening-Analysis-Method:SOP.T.40.090

Analytical Batch :DA003971

Terpenoid profile screening is performed using GC-MS with Liquid Injection (Gas Chromatography - Mass Spectrometer) which can screen 38 terpenes using Method SOP.T.40.091 Terpenoid Analysis Via GC-MS/MS.

