

Produce

Next General Meeting 12:00 PM November 6th Fruitdale Grange

Nov 6th Presentation: Jalynn Dilkins – Gladiola School
Dec 4th – Christmas Party: General Potluck & Gift Exchange
Dec 7th – Christmas Boutique @ Fruitdale Grange
January 8th, 2025 – First General Meeting in 2025

A NOTE FROM THE PREZ

As we are moving from Fall and into Winter, it is a time to clean-up our gardens and yards and dream about all the wonderful things we are going to plant and grow next Spring!

We wish you a blessed, healthy and safe holiday season!!!

We hope you are going through your holiday decorations that are still in good condition, & items that you created to donate to the Boutique on December 7th, as well as items for the Bake Sale to be sold at the Boutique.

TO YOUR 2024 – 2025 CLUB DIRECTORY, PLEASE ADD: Retta Kent, 790 Lathrop Rd, G.P. 97526; retta1163@gmail.com; 707/974-4749; BD: 03/06. **Also Add:** On page 35 – for May 1st General Meeting: Speaker Mike Zerwer / subject: Creative & Modern Flower Arrangements.

Let Nena and Ruth Salvatore know if you find an error on your information in the Directory.

Birthdays are a new start, a fresh beginning, and a time to pursue new endeavors with new goals. Move forward with confidence and courage. You're a very special person. May today and all of your days be amazing!

NOVEMBER BIRTHDAYS

1	Vicky	Van Dyke
6	Nancy	Lester
25	Nan	Hughes



DECEMBER BIRTHDAYS


16	Don	Davies
16	Judy	Trzebiatowski
25	Jillian	Brown
26	Nena	Heitz
30	Cindy	Garrick

Remembrance – by Donna Rewick

If you wish to have our club membership informed of any illnesses, deaths or other concerns please contact me by e-mail dlrewick@gmail.com or phone [\(808\) 220-9477](tel:(808)220-9477). I will submit this information for mass e-mailing on your behalf. If you know of a member who may be uplifted by receiving a card, please let us know. _

September 30th – Dig and Divide at Patty Reed's Home


Thank you to the volunteers who came to Patty Reed's home for the Dig & Divide on September 30th
Fun was had by all!!!



October 5th – Some members came together at the Club Nursery at Carole Genovesi's Home and cleaned weeds, leaves and pine needles out of many of the plants that are being stored for our Plant Sale next April.



October 10th – Another Dig & Divide was held at Susan Hanna's Home



Sometimes at Dig & Divides, we just have to get down & dirty to get the plants we need to dig up and out!!!


Photos on this page provided by Donna Rewick and Nena Heitz

A GATHERING TO DISCUSS AGING AND GARDENING REPORT

On Friday, October 11th, women came to Joan Giles' home to discuss and share ideas and solutions to aging problems. This was the first time the garden club has done this type of "seminar", and everyone agreed that we should do this again! It was a format that allowed us all to really get to know each other better and share some very informative information. For those of you who missed it—perhaps in the future you will be able to attend — it was "remarkable"! And in case you were wondering, we had the most wonderful array of food to enjoy! A good time was had by all!!

Joan Giles

CarolAnne Durante



Photos provided by Valerie Hall





**We're having a BAKE SALE
at our HOLIDAY BOUTIQUE!
December 7 from 9-2:30
at the Fruitdale Grange**

You are invited to participate by:

- ★ **Contributing baked goods (cookies, cake, muffins, breads, rolls, pie, bars, candies, cupcakes, etc.)**
- ★ **Purchasing some delicious goodies at the sale**
- ★ **Helping to spread the word about this event!**

There will be a signup sheet at the November club meeting. If you are unable to attend the meeting and want to sign up to supply baked items: email or text me and I'll add you to the list.

Please reach out to me with any questions!
Ruth Salvatore (wyoruthie@gmail.com or 307-763-2684)

HOLIDAY BAZAAR

December 7th

Customers 9 AM - 2:30 PM

Club Members Needed!

All Day Workers 7 AM – 3:30 PM

Shifts 7 AM – 9 AM (Setup – needs lots of help)

9 AM - 11 AM Help Customers

11 AM – 1 PM Help Customers

1 PM - 2:30 PM Help Customers

2:30 PM – 3:30 PM (Hopefully) Cleanup

This is our fall moneymaker, please plan to help. It's a lot of fun, plan to work with our team to make this as much a success this year as last year. There will be a sign-up sheet at the November meeting, or send me email. Also, look through your Holiday decorations for items that are in good shape but you no longer want, also items to use as gifts.

Hope to see you all there!

Carole Genovesi

Holiday Events

CHRISTMAS FUDGE

PEPPERMINT – MOCHA – FUDGE

Prep Time	Cook Time	Total Time
10 minutes	5 minutes	15 minutes

Ingredients:

- 1 cup sugar, granulated
- $\frac{3}{4}$ cup butter
- $\frac{1}{2}$ cup Peppermint coffee creamer
- Pinch of salt
- 2 $\frac{1}{2}$ cups of milk chocolate chips
- 1 (7 oz.) jar of marshmallow crème
- 4 regular size candy canes (crushed)

Instructions:

- Line a 9" square pan with parchment or wax paper
- Remove plastic from candy canes & place in resealable bag,
Crush with a rolling pin
- To a large bowl add Marshmallow Crème and Chocolate Chips
(To easily remove Marshmallow Crème from jar, microwave for 5 to 10 seconds)
- To a medium saucepan on the stove, add butter, sugar, coffee creamer and salt
- Bring mixture to a boil, stirring constantly and boil 5 minutes, continuing to stir
- Remove from heat
- Pour hot mixture carefully over marshmallow crème mixture and stir until smooth
- Pour mixture into the 9" square pan & spread evenly
- Sprinkle fudge with candy canes and press down gently
- Place fudge in refrigerator to set at least 2 hours or overnight
- Cut into small squares and store leftovers in the refrigerator in an airtight container



Donna Rewick, Community Director Report
Grange Garden and Riverside Gardens
Three Rivers Community Seed Library and Flowers for Hospice

Grange Garden:

Thank you to Debbie Crook for the work she does being the Grange Garden Chair. In addition to the signed-up monthly volunteers, Debbie always makes sure all is right for the Grange Garden.

Thank you to the volunteers who helped at the Grange Garden these past two months:

September — Marilyn Dreyer and Randy Norley

October — Bonnie Shaw


At the November Meeting, be sure to check out our Club's beautiful Grange Garden!

Riverside Park Gardens:

On October 10, a crew of volunteers led by our Community Assistant Director, Dorit Brown and our Riverside Gardens Chair, Bonnie Shaw had a very productive work day of putting in numerous plants that included kale, milkweed, ferns, mums, and a hosta. A thank you to Joan Foley who donated two perennials to also be included that day. By the time you read this, Bonnie will additionally put in two shrubs, a Rainbow Drooping Leucothoe and a Kaleidoscope.

With a huge thank you to the 10/10 Volunteers:

Don & Pamela Davies, Valerie Hall, Terry Miller, Dorit Brown, Bonnie Shaw and Donna Rewick



Three Rivers Community Seed Library (TRCSL):

On October 15, TRCSL Chair, Dorit Brown and Donna Rewick met with the Principal and the Office Manager of Madrona Elementary School.

The meeting was to set up a Winter Sewing of Vegetable Seeds session with students ranging from 2nd to 5th grade to take place on Thursday, November 7. Marylou Hansen, Sharon Snyder, Dorit and Donna will provide two kinds of seeds for them to put into their coin-sized envelopes: Icicle Radish and Dinosaur Kale, a comprehensive instructional flyer, top soil, and labels to be included in a provided packet they will take home for using the items in a small area of their yard to create a garden. The volunteers will discuss with the students learning objectives of how to grow direct-to-soil seeds and how to care for their planted area. See the Madrona School garden picture where the learning session will take place on the 7th. Encouraging students to learn how to grow healthy, edible foods using basic gardening skills will be fun!

Soon, Dorit will be requesting volunteers from the Club to help with cleaning seeds, packing seeds, labeling coin-sized envelopes, and taking turns at the JoCo County Fairgrounds Farmers Market manning the table of free packets of seeds to offer to the community. Hope many of you will say, Yes when she requests this help.



Flowers for Hospice

A huge thank you to the members of the Board of Directors and Lucy Saldana who in September donated flowers that the Hospice Volunteer Coordinator picked up to take back to her office to make over a dozen bud vase bouquets to distribute to those undergoing care.

This purely voluntary donation of flowers will take place again at the November 6 meeting, and a reminder email will be sent.



Thankful for our GPGC members and all you do . . . truly, we are making a positive impact for our community.

LAST DIG & DIVIDES OF 2024

The last two Dig & Divides are coming up – November 5th from 1 to 3 PM at Nancy Lesters. We have enough volunteers for this D & D. The last one is on November 11th at Peggy Della Maggiora's. For those who have volunteered for these events, PLEASE contact Lucy to confirm you will be there. More information will be sent out about this D & D soon. If you have any questions about either of these events and to confirm you are attending, contact Lucy Saldana at 360/303-6838 or saldanajohnson@msn.com.

FALL--A PREMIER TIME IN YOUR GARDEN!!

By CarolAnne Durante, Plant Sale Chair

Fall -- cool afternoon temperatures, soil softened from showers, and final blooms before plants go dormant.

Now, and during the next 2-3 weeks, is the premier time to thin out your plantings, transplant/move your plants to different locations, **AND divide up your extra/unwanted plants and pot them up for your Garden Club's Plant Sale next April.**

Plants are easy to divide:

- Dig up the **unwanted or overgrown plant**; divide up the root ball with your shovel, trowel, fingers, or weeding tool; prune up the longer roots and cut back the growth. BE SURE to cut back the plant's growth (in half at least) as the "damaged" previous root ball will not be able to support its summer growth.
- Dig up **plants with tubers, corms and bulbs**, such as hostas, iris, dahlias, crocus, tulips, gladiolus and such. Hostas may be chopped up with a shovel into sections; iris "babies" may be broken off, or cut off, of the mother-tuber and planted. Throw the "mother-tuber" away. Do the same with dahlias. Simply divide up corms and replant the ones you don't want for your Club.

What do you need for your transplants?

- 1-gallon pots. We will have them at the upcoming November 6 meeting.
- Labeling stakes. Available also on 11/6 with labeling instructions. All plants for the Sale must be labeled.
- Coffee filter. We find that putting a filter at the bottom of each 1-gallon pot holds the soil in.
- Good potting soil. Farmers Building Supply, the Grange Coop, and BiMart and Fred Meyer all have exceptional potting soil. You want "outdoor potting soil." The soil is your donation to the Club. You will not be reimbursed for it.

Questions?? Ask our In-House "plant experts" at our upcoming Club meeting, 11/6!! We also have Q&A time on our Agenda each meeting, and you can ask then, OR just "corner us!!" We all like to Talk Gardening!

Enjoy these sunny afternoons in your garden before winter sets in, and help your Club at the same time!!

OUR **CHRISTMAS PARTY** / DECEMBER 4TH GENERAL MEETING

- ❖ General Potluck – bring your favorite goodie to share with everyone!
- ❖ Ugly Sweater Contest – Wear your "Favorite Ugly Sweater"
- ❖ Corinne Zavolta will entertain with several Christmas Carols
- ❖ Gift Exchange – people ask for suggestions – think of something you would like to receive, price under \$25, it can be something you make or buy. When you sign in for the meeting, you will draw a number for the gift exchange. When your number is called, pick a gift from under the tree or "steal a gift" from someone who previously picked a gift (gifts can be stolen twice – third person gets to keep it). It's a lot of fun and always provides lots of laughs!

REMINDER: At our General Meeting – Turn your Cell Phone Off (or to silent)

Keep your visiting with others for before the Meeting,
during the Break and for after the Meeting:

Respect the Speakers!

PLEASE – DO NOT park in Eddy's Restaurant Parking Lot.
If the Grange lot is full, we have Permission to park at the
Recycling Center across the street – at the back side of the
building.

HELP CLEAN UP AFTER THE MEETING!

THANK YOU!!!



Extra Thanks to Merlin Self Storage for your Support!

