

MSI

Making Dream Surfaces Attainable

Everlife®

From MSI

Trims



Akadia™

Full stock of coordinating 94" trim pieces for all EverLife® LVT colors to complete your project.



End Cap



Stair Nose (Overlapping)



* Stair Nose (Flush)



Reducer



T Mold



Quarter Round

**only available for rigid core products.*

www.everlifelvt.com

LVT GLUEDOWN ACCESSORIES



MULTI USE LVT ADHESIVE

ITEM ID: XLVTHMADH-4G

SIZE /QTY: 4 Gallon Pail

Description:

This impressively strong, ultra-low-odor Luxury Vinyl Tile (LVT) adhesive provides superior initial tack that transitions to a firm bond, with fast dry time and ease of application. Offering outstanding water resistance and high shear strength, MS007 vinyl tile adhesive is ideal for the busiest households, as well as for demanding commercial installations such as hospitals, schools, hospitality locations, and food preparation centers. Each gallon covers approximately 220-260 square feet.



UNIVERSAL PRESSURE SENSITIVE LVT ADHESIVE

ITEM ID: XLVTUPADH-4G

SIZE /QTY: 4 Gallon Pail & 1 Gallon Pail

Description:

MS001 is an ultra-low odor, zero calculated VOC adhesive with aggressive tack properties. This light-colored, solvent-free adhesive is made in the USA and contains an antimicrobial system for enhanced resistance to mold and mildew. When used with Luxury Vinyl Tile (LVT), it provides a tenacious, permanent bond that's approved for residential and light-commercial environments. Each gallon covers approximately 220-260 square feet.



CONCRETE AND FLOOR PRIMER

ITEM ID: XLVTCONPRI-4G

SIZE /QTY: 4 Gallon Pail

Description:

This acrylic floor preparation solution is designed to improve flooring substrates for a better bonding surface before the application of a floor-covering adhesive. MSI's MS003 is suitable for a variety of substrates and can help prevent over absorption of adhesives—resulting in a better bond. Offering zero calculated VOC's and ultra-low odor, it's an ideal water-based primer designed and warranted for use only in conjunction with MSI adhesives. Each gallon covers approximately 350-400 square feet with 3/8" nap roller and 400-500 square feet with sprayer application.



LVT Adhesive Encapsulator

ITEM ID: XLVTADHENC-4G

SIZE /QTY: 4 Gallon Pail

Description:

This light-colored, high-strength acrylic polymer compound is solvent-free and contains an antimicrobial system for enhanced resistance to mold and mildew. It provides a clean surface for better adhesion and is specifically formulated to isolate old cutback and other residues that would discolor or affect the bond of new Luxury Vinyl Tile (LVT) flooring. Ultra-low odor with zero calculated VOC, MS005 is designed and warranted for use only in conjunction with MSI adhesives. Each gallon covers approximately 315-360 square feet.

MS001 Resilient Adhesive

MS001 is a light-colored, solvent-free adhesive with aggressive tack and is non-staining. **MS001** contains an antimicrobial system for enhanced resistance to mold and mildew. When used with LVT, plank, and vinyl sheet flooring, **MS001** provides a tenacious, permanent bond. When used with carpet tiles in a dry install, this adhesive is formulated for releasing and re-bonding while permanently retaining its tack, allowing individual tiles to be lifted out easily and replaced without substantial loss of adhesive properties.

BEFORE YOU BEGIN:

Important: Proper substrate preparations are essential. Moisture testing must be performed and documented before installation begins. Read technical bulletin titled Substrate Preparation for complete instructions before beginning installation. This document may be obtained by calling (714) 685-7500.

INSTALLATIONS:

Follow the flooring manufacturer's installation instructions and guidelines regarding adhesive application rate and method. Always roll the installation in both directions with a 75–100 lb., 3-section roller (or roller specified by manufacturer) immediately after flooring is placed, ensuring complete contact with adhesive.

Installing Carpet Tile:

Spread the adhesive with an appropriate trowel or paint roller, and allow to dry completely before placing tiles for a releasable installation. Drying time is approximately 30 minutes, depending on ambient humidity and temperature. Use a 1/16"x1/32"x1/32" U-notch trowel, 3/8" nap roller, or flat trowel. Coverage will be approximately 220–260 sq. ft./gallon or 350–400 sq.ft. / gallon for roller or flat trowel applications.

Installing over nonporous substrates:

- Install vinyl sheet, tiles, and plank flooring into adhesive as it becomes dry to the touch with little or no transfer to finger when touched. This will normally require 30–60 minutes of drying time at suggested installation temperature and humidity. Do not install flooring into wet adhesive on nonporous substrates. Use a 1/16"x1/32"x1/32" U-notch trowel. Coverage will be approximately 220–260 sq. ft. / gallon.

Installing over porous substrates:

- Vinyl sheet flooring may be placed into adhesive after 10–20 minutes open time (flash-off) over a porous substrate. Roll the installation in both directions with a 75-100 lbs., 3-section roller immediately after flooring is placed and positioned, ensuring complete contact with adhesive. When installing vinyl plank and tile over a porous substrate, the adhesive should be allowed to dry to the touch sufficient to prevent slippage. Loss of adhesion can result if the flooring is not installed within the working time of the adhesive. Use a 1/16"x1/32"x1/32" U-notch trowel. Coverage will be approximately 220–260 sq. ft./gallon.

Flooring	Trowel	Coverage Sq Ft / Gallon
Modular Carpet Tile Carpet Cushion	1/16"x1/32"x1/32" U-notch Flat Trowel 3/8" Nap Paint Roller	220-260 350-400 350-400
LVP, LVT & Sheet	1/16"x1/32"x1/32" U-notch	220-260

TRAFFIC:

Follow the flooring manufacturer's installation guidelines; otherwise restrict foot traffic for 24 hours after installation. No heavy traffic, rolling loads, or furniture placement for 72 hours after installation. Additional time may be necessary if the installation is over a nonporous substrate. Allow at least five days following the installation before conducting wet-cleaning procedures or initial maintenance.

CLEANUP:

Use a clean, wet cloth to clean up adhesive while still wet. Dried adhesive may require the use of an appropriate solvent.

SUBSTRATE CONDITIONS:

Use on concrete substrates with up to 90% RH for resilient flooring installed on or above grade (per current ASTM F2170), and pH of 8.0–10.0.

USE WITH:

Vinyl-backed modular carpet tile, non-vinyl-backed modular carpet tile, Luxury vinyl tile (LVT), luxury vinyl plank (LVP), resilient sheet vinyl, vinyl composition tile (VCT), fiberglass-reinforced sheet vinyl, carpet cushion (to substrate).

LIMITATIONS:

Do not allow product to freeze. Do not use on substrates that have been chemically cleaned or over treated plywood. Do not use to install vinyl-backed flooring over asphalt-based (cutback) adhesive residues. It is up to the installer to determine proper adhesive application based on jobsite conditions.

LEED v4 PROGRAM CREDITS (where applicable)

- IEQ Credit 4: Low-emitting materials
- VOC content is below that established by SCAQMD Rule 1168
- California Section 01350 compliant
- FloorScore certified



CAUTION IRRITANT:

MAY IRRITATE EYES, SKIN AND RESPIRATORY TRACT. Do not get in eyes, on skin or on clothing. Do not breathe fumes. Use with adequate ventilation. Wash thoroughly after handling. Store container in a cool, dry area with lid tightly sealed. Do not reuse container. KEEP OUT OF REACH OF CHILDREN

FIRST AID TREATMENT

If in eyes or on skin, rinse with water for at least 15 minutes. If swallowed, call a Poison Control Center or doctor immediately. Do not induce vomiting. SEE SAFETY DATA SHEET

24-HOUR EMERGENCY CONTACT

Chemtrec (Transport/Environmental):
1-800-424-9300 or 1-703-527-3887 (Outside U.S.)
Rocky Mountain Poison Center: 1-866-767-5089

PROP 65 STATEMENT:


WARNING: This product can expose you to chemicals including crystalline silica which is known to the State of California to cause cancer and ethylene oxide which is known to the State of California to cause birth defects or other reproductive harm. For more information go to www.P65Warnings.ca.gov
VOC: 0.0 g/L (as calculated per SCAQMD 1168)

SUPPLEMENTAL INFORMATION:

Shelf Life: 2 years from date of manufacture in unopened, properly stored container. Avoid excessive heat or cold. Protect from freezing. Store indoors at a temperature of 65°–95°F. MADE IN USA

DISTRIBUTOR IDENTIFICATION:

MSI
2095 N. Batavia Street
Orange, CA 92865
Telephone: (714) 685-7500
Hours of operation:
M-F 9am - 5pm pst
www.msisurfaces.com



DISCLAIMER:

Users should determine the suitability of this information or product for their own particular purpose or application. Manufacturer is not responsible for the misuse of this product. This technical data sheet and the information conveyed herein supersede all previous versions.

revision: 081522
supersedes: 021422

MS003 FLOOR PRIMER

MS003 is an acrylic floor preparation solution designed to improve flooring substrates before the application of floor-covering adhesives. **MS003** will improve dry, porous substrates for a better bonding surface, help protect the adhesive from alkalinity damage, and improve adhesive spread rate. **MS003** is suitable for use over APA-approved flooring-grade plywood, concrete, or acoustical concrete and floor patch and can prevent over absorption of adhesives, resulting in a better bond. **MS003** may also be used as a primer for gypsum-based substrates prepared in accordance with ASTM F2419. **MS003** is designed and warranted for use only in conjunction with MSI adhesives.

BEFORE YOU BEGIN:

Important: Proper substrate preparations are essential. Moisture testing must be performed and documented before installation begins. Read technical bulletin titled "Substrate Preparation" for complete instructions before beginning installation. This document may be obtained by calling (714) 685-7500.

USAGE:

Use on concrete substrates to block high-surface pH conditions. Substrate must be clean and dry. Moisture test results must not exceed 85% in-situ Relative Humidity (ASTM F 2170), and surface pH should not exceed 12.0. Mechanically remove all existing adhesive ridges, leaving surface smooth and make certain substrate is free of oil, grease, sealers or curing agents, adhesive residue, or any material that would prevent adequate coating.

Apply **MS003** as an even coat over the entire surface of the floor. Only one coat is required. Allow **MS003** to dry for a minimum of 4 hours, or until completely dry and hardened to the touch.

APPLICATION:

3/8" nap roller: 350–400 square feet per gallon – Make certain to keep the applicator roller wet with material.

Sprayer application: 400–500 square feet per gallon – Use overlap spray pattern to ensure full coverage.

Do not use **MS003** if solvent or chemical cleaners have been used. Patching or leveling of substrate must follow all manufacturers' application and curing instructions prior to applying **MS003**. Perform a bond test with **MS003** over any patching compound before general application of either. Do not use **MS003** in combination with any other sealer or encapsulant. Do not use **MS003** to encapsulate cutback adhesive residues. **MS003** cannot be used as a moisture sealer. The floor and room temperature, as well as the **MS003**, should be between 65°–95° F and the humidity should be between 10%–65% for 48 hours prior to, during, and after the installation. **MS003** is not recommended for use in conjunction with polyurethane-based adhesives.

Substrate	Application	Coverage Sq Ft / Gallon
All	3/8" Nap Paint Roller Sprayer	350-400 400-500

CLEANUP:

Clean spills with soapy water. Dried residues may require the use of a solvent cleaner. Containers must be kept tightly closed when not in use.

SUBSTRATE CONDITIONS:

Use on concrete substrates on or above grade with up to 85% RH and a pH reading of 8.0–12.0.

USE OVER:

APA-approved flooring-grade plywood.
On or above grade concrete.
Acoustical concrete.
Floor patch.

LIMITATIONS:

Do not allow product to freeze.

Not to be used as a moisture sealer or adhesive encapsulant.

Do not use without performing a bond test first.

Do not use **MS003** in combination with any other manufacturer's adhesive.

It is up to the installer to determine proper application based on jobsite conditions.

LEED v4 PROGRAM CREDITS (where applicable)

- IEQ Credit 4: Low-emitting materials
- VOC content is below that established by SCAQMD Rule 1168
- California Section 01350 compliant
- FloorScore certified



CAUTION IRRITANT:

MAY IRRITATE EYES, SKIN AND RESPIRATORY TRACT. Do not get in eyes, on skin or on clothing. Do not breathe fumes. Use with adequate ventilation. Wash thoroughly after handling. Store container in a cool, dry area with lid tightly sealed. Do not reuse container. KEEP OUT OF REACH OF CHILDREN

FIRST AID TREATMENT:

If in eyes or on skin, rinse with water for at least 15 minutes. If swallowed, call a Poison Control Center or doctor immediately. Do not induce vomiting. SEE SAFETY DATA SHEET

PROP 65 STATEMENT:

None. For more information, go to www.P65Warnings.ca.gov.
VOC: 0 g/L (as calculated per SCAQMD 1168)

24-HOUR EMERGENCY CONTACT

Chemtrec (Transport/Environmental):
1-800-424-9300 or 1-703-527-3887 (Outside U.S.)
Rocky Mountain Poison Center: 1-866-767-5089

SUPPLEMENTAL INFORMATION:

Shelf Life: 2 years from date of manufacture in unopened, properly stored container. Avoid excessive heat or cold. Protect from freezing. Store indoors at a temperature of 65°–95°F. MADE IN USA.

DISTRIBUTOR IDENTIFICATION:



MSI
2095 N. Batavia Street
Orange, CA 92865
Telephone: (714) 685-7500
Hours of operation:
M-F 9am - 5pm pst

www.msisurfaces.com

DISCLAIMER:

Users should determine the suitability of this information or product for their own particular purpose or application. Manufacturer is not responsible for the misuse of this product. This technical data sheet and the information conveyed herein supersede all previous versions.

revision: 081522
supersedes: 021422



MS005 ADHESIVE ENCAPSULATOR

MS005 is a light-colored, high-strength acrylic polymer compound formulated to isolate old cutback and other adhesive residues that would discolor or affect the bond of the new flooring installation. Black, asphalt-based cutback adhesive is highly reactive with vinyl-back flooring and must be completely removed until there are no remaining trowel ridges or continuous film. **MS005** can be used to isolate the remaining permanent stain after the cutback has been removed. Prior to the installation of floor covering systems, **MS005** provides a clean surface for better adhesive bonds. It is solvent-free and contains an antimicrobial system to protect the adhesive from bacterial and fungal growth. **MS005** is designed and warranted for use only in conjunction with MSI adhesives.

BEFORE YOU BEGIN:

Important: Proper substrate preparations are essential. Moisture testing must be performed and documented before installation begins. Read technical bulletin titled "Substrate Preparation" for complete instructions before beginning installation. This document may be obtained by calling (714) 685-7500.

USAGE:

Existing multipurpose and pressure-sensitive adhesives must be mechanically scraped down to a bare residue flat with the substrate. Do not use solvent or any liquid cleaners to remove old adhesives. **MS005** must be applied over a solid surface. Soft adhesives, excess residue, or any surface that does not support the film will result in a failure of the product. Any remaining residue must be well bonded with no flaking or peeling. Floors must be clean, dry, and free of dust and dirt, other concrete sealers, curing compounds, wax, oil, paint and other markings, or any foreign matter that will interfere with a good bond. **MS005** is not recommended for covering over oil and grease contamination, spray paint, ink, crayon, grease pencil, permanent markers, chalk lines, or other floor markings that can migrate to the finished flooring. These contaminants should be mechanically removed prior to applying **MS005**. Patching of subfloor must follow all manufacturers' application and curing instructions prior to applying **MS005**. A bond test must be performed with **MS005** over any patching compound before general application of either.

DIRECTIONS:

Apply **MS005** with a 3/8" nap paint roller, as an even coat over the entire surface of the floor. Make certain to keep the application roller wet with material. Only one coat is required at an application rate of 315–360 square feet per gallon. Allow **MS005** to dry for a minimum of 4 hours, or until completely dry and hardened to the touch.

Substrate	Application	Coverage Sq Ft / Gallon
All	3/8" Nap Paint Roller	315-360

CLEANUP:

Clean spills with soapy water. Dried residues may require the use of a solvent cleaner. Containers must be kept tightly closed when not in use.

SUBSTRATE CONDITIONS:

Use on concrete substrates on or above grade with up to 85% RH and a pH reading of 8.0–10.0.

USE OVER:

On or above grade concrete.
APA-approved plywood.
Old cutback stains.
Pressure-sensitive adhesive residues.

LIMITATIONS:

Do not allow product to freeze.
Must be applied to a solid surface.
Store indoors at a temperature between 65–95°F.

Not for use where the concrete tests higher than 85% in-situ Relative Humidity according to the latest version of ASTM F2170.

The pH of concrete substrates must be between 8.0–10.0 before applying this product.

MS005 is not recommended for use in conjunction with polyurethane-based adhesives.

Do not use **MS005** in combination with any other sealer or encapsulant.

Do not use **MS005** in combination with any other manufacturer's adhesive.

It is up to the installer to determine proper application based on jobsite conditions.

LEED v4 PROGRAM CREDITS (where applicable)

- IEQ Credit 4: Low-emitting materials
- VOC content is below that established by SCAQMD Rule 1168
- California Section 01350 compliant
- FloorScore certified



Registration # SCS-FS-07562

CAUTION:

MAY IRRITATE EYES, SKIN, AND RESPIRATORY TRACT. Do not get in eyes, on skin, or on clothing. Do not breathe fumes. Use with adequate ventilation. Wash thoroughly after handling. Store container in a cool, dry area with lid tightly sealed. Do not reuse container. KEEP OUT OF REACH OF CHILDREN

FIRST AID TREATMENT:

Contains silica quartz bound inextricably in a matrix. If in eyes or on skin, rinse with water for at least 15 minutes. If inhaled, move person into fresh air. If swallowed, call a Poison Control Center or doctor immediately. Do not induce vomiting. SEE SAFETY DATA SHEET.

24-HOUR EMERGENCY CONTACT

Chemtrec (Transport/Environmental):
1-800-424-9300 or 1-703-527-3887 (Outside U.S.)
Rocky Mountain Poison Center: 1-866-767-5089

PROP 65 STATEMENT:



WARNING: This product can expose you to chemicals including crystalline silica which is known to the State of California to cause cancer. For more information go to www.P65Warnings.ca.gov.
VOC: 5.8 g/L (as calculated per SCAQMD 1168)

SUPPLEMENTAL INFORMATION:

Shelf Life: 2 years from date of manufacture in unopened, properly stored container. Avoid excessive heat or cold. Protect from freezing. Store indoors at a temperature of 65–95°F. MADE IN USA

DISTRIBUTOR IDENTIFICATION:


MSI
2095 N. Batavia Street
Orange, CA 92865
Telephone: (714) 685-7500
Hours of operation:
M-F 9am - 5pm pst

www.msisurfaces.com

DISCLAIMER:

Users should determine the suitability of this information or product for their own particular purpose or application. Manufacturer is not responsible for the misuse of this product. This technical data sheet and the information conveyed herein supersede all previous versions.

revision: 081522supersedes: 021422



MS007 Transitional Adhesive

MS007 is a high-strength, high-shear adhesive for installing multiple types of dimensionally stable floor coverings such as vinyl tiles & plank, solid vinyl tile, cork, non-pvc-backed carpet tile, and vinyl sheet flooring over porous and nonporous substrates. **MS007** offers superior initial tack that transitions to a firmer bond, with fast dry time and ease of application. This unique adhesive has outstanding water resistance and high shear strength for demanding installations such as hospitals, schools, nursing homes, hospitality, and food preparation centers. The low odor is ideal for occupied buildings.

BEFORE YOU BEGIN:

Important: Proper substrate preparations are essential. Moisture testing must be performed and documented before installation begins. Read technical bulletin titled "Substrate Preparation" for complete instructions before beginning installation. This document may be obtained by calling (714) 685-7500.

USAGE:

The installation site must be acclimated with HVAC in operation. The floor and room temperatures, as well as flooring materials and adhesive, must be maintained at 65°–85°F, and the humidity between 45–65% for 48 hours prior to, during, and continuously after the installation. Asphalt-based or cutback adhesive stains must be removed completely. Always roll the installation in both directions with a 75 lb., 3-section roller immediately after flooring is placed, ensuring complete contact with adhesive.

INSTALLATION:

Porous substrates:

- Vinyl and non-vinyl sheet flooring may be placed into adhesive after 10–20 minutes open time (flash-off) over a porous substrate.
- When installing vinyl and non-vinyl plank and tile over a porous substrate, the adhesive should be allowed to dry to the touch to prevent slippage. Loss of adhesion can result if the flooring is not installed within the working time of the adhesive.

Nonporous substrates:

- Install vinyl and non-vinyl sheet, tile, and plank flooring into adhesive as it becomes dry to the touch with little or no transfer to finger when touched. This will normally require 30 minutes of drying time at suggested installation temperature and humidity. Do not install flooring into wet adhesive on nonporous substrates.

PLEASE NOTE: Due to the many additives being used in or on concrete slabs, it is critical that a bond test be performed. Some treatments will repel any sealer or adhesive. If usage instructions are not completely followed, **DO NOT USE THIS PRODUCT.**

ADHESIVE WORKING TIME:

Up to 2 hours after drying.

Flooring	Trowel	Coverage Sq Ft / Gallon
All approved flooring	1/16"x1/32"x1/32" U-notch	220–260

TRAFFIC:

Follow the flooring manufacturer's installation guidelines; otherwise immediate occupation and use is permitted in dried adhesive installations. Allow at least five days following the installation before conducting wet-cleaning procedures or initial maintenance.

CLEANUP:

Use a clean, wet cloth to clean up adhesive while still wet. Dried adhesive may require the use of an appropriate solvent.

SUBSTRATE CONDITIONS:

Installations below, on or above grade over bare concrete substrates with up to 95% in-situ RH (per ASTM F2170), and a pH of 11.0.

USE OVER:

Below, on or above grade bare concrete in the absence of hydrostatic moisture/pressure, steel, terrazzo, APA-approved plywood.

LIMITATIONS:

Not for outdoor use. Not for below grade installations. Cannot be used over substrates that have been chemically cleaned. A bond test **MUST** be performed.

Not for use with PVC-backed carpet tile. Do not allow product to freeze.

Asphalt-based or cutback adhesive stains must be removed completely.

It is up to the installer to determine proper adhesive application based on jobsite conditions.

LEED® v4 PROGRAM CREDITS:

(where applicable)

- IEQ Credit 2.1, 2.2: Low-emitting materials
- VOC content is below that established by SCAQMD Rule 1168
- California Section 01350 compliant
- FloorScore certified



Registration # SCS-FS-07562

CAUTION IRRITANT:

MAY IRRITATE EYES, SKIN AND RESPIRATORY TRACT. Do not get in eyes, on skin or on clothing. Do not breathe fumes. Use with adequate ventilation. Wash thoroughly after handling. Store container in a cool, dry area with lid tightly sealed. Do not reuse container. **KEEP OUT OF REACH OF CHILDREN**

FIRST AID TREATMENT:

If in eyes or on skin, rinse with water for at least 15 minutes. If swallowed, call a Poison Control Center or doctor immediately. Do not induce vomiting. **SEE SAFETY DATA SHEET**

PROP 65 STATEMENT:

⚠️ WARNING: This product can expose you to crystalline silica which is known to the State of California to cause cancer. For more information, go to www.P65Warnings.ca.gov. VOC: 0 g/L (as calculated per SCAQMD 1168)

24-HOUR EMERGENCY CONTACT


Chemtrec (Transport/Environmental):
1-800-424-9300 or 1-703-527-3887 (Outside U.S.)
Rocky Mountain Poison Center: 1-866-767-5089

SUPPLEMENTAL INFORMATION:

Shelf Life: 2 years from date of manufacture in unopened, properly stored container. Avoid excessive heat or cold. Protect from freezing. Store indoors at a temperature of 65°–95°F. **MADE IN USA**

DISTRIBUTOR IDENTIFICATION:

MSI
2095 N. Batavia Street
Orange, CA 92865
Telephone: (714) 685-7500
Hours of operation:
M-F 9am - 5pm pst
www.msisurfaces.com



DISCLAIMER:

Users should determine the suitability of this information or product for their own particular purpose or application. Manufacturer is not responsible for the misuse of this product. This technical data sheet and the information conveyed herein supersede all previous versions.

revision: 081522
supersedes: 021422