



**Krafter's Land**  
**Slim Shaker Cabinets**



# Krafter's Land

**One-stop shop for a kitchen or bath remodel.**

1201 Andover Park E, Suite 103, Tukwila WA 98188

206-809-6339      [info@kraftersland.com](mailto:info@kraftersland.com)

We truly believe that having a kitchen both functional and aesthetic is the dream for most homeowners and even those living in rental spaces. At Krafter's Land, our mission is to improve the living quality of our customers' life through intelligent designs and durable products.

Krafter's Land Cabinetry Inc was founded in Seattle, USA in 2020, and our goal is growing into one of the largest international kitchen remodel suppliers. As a leading supplier, we will have numerous manufacturing distributors across the whole country. By developing one of the largest wholesaling networks to provide the fastest supply turnaround time for all customers.

We are fully committed to working with all customers to satisfy their needs and exceed their expectations. Krafter's Land focuses on providing an affordable solution for your kitchen and bath remodeling needs by selling top notch products and providing excellent customer service.

Our products include cabinets, quartz stones, flooring, shower door, mosaic, faucets and sinks etc. Over the years, we've built trust with our customers because we reflect the craftsmanship and quality in our brand product that we would want in our own homes. We continually strive to strengthen that confidence in all products.

# **Cabinet Warranty**

## **5-Year Limited**

Krafter's Land Cabinetry, Inc warrants to the original consumer purchaser that cabinetry, door hinges, and drawer glides will be free from defects in material and workmanship under normal use and service for a period of 5 years from purchase date (Proof of Purchase is required). This warranty is extended to the original purchasing consumer only for use of the product within the United States and is not transferrable. No changes or modifications can be made to this warranty except by an officer of Krafter's Land Cabinetry, Inc.

This warranty does not cover normal wear and tear, damage or defects caused by accidents, misuse, abuse, or lack of necessary maintenance; nor does it cover alteration, modification, improper installation, improper handling / storage, environmental conditions, nor any labor expenses.

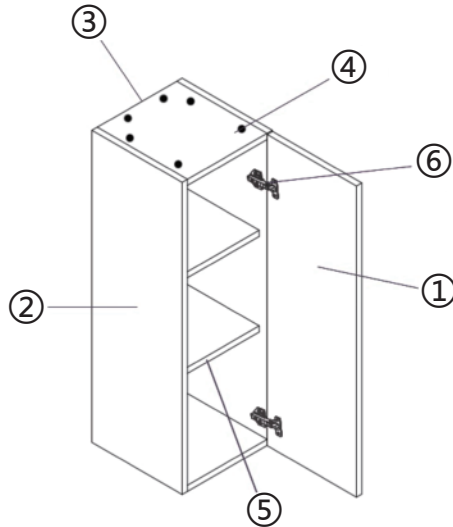
Vendor, at our option, may elect to repair or replace with a functionally equivalent product any product covered by this warranty. Some replacement parts are subject to availability and may differ from original parts received. Return of defective product may be required for a replacement to be issued. Repair parts or replacement parts are at the expense of the vendor, but customer shall bear all other expenses. These expenses may include, but are not limited to, cost of removal and reinstallation of product, labor expenses, etc. Further, we reserve the right to modify or alter any Product design, specifications or materials without obligation to make similar changes to Products previously manufactured or sold by Us.

Just as no two trees are alike, no two pieces of wood are alike. The variation in color and grain pattern in wood adds to its natural beauty and is not considered an imperfection. Environmental factors, including but not limited to artificial / natural light, moisture, cleaners, smoke, etc., may cause the darkening or mellowing of a cabinet over time. This is a natural process and can be expected. This warranty does not cover the natural aging or darkening / mellowing of wood color, the inherent growth characteristics of, or variation in wood.

No dealer, agent, contractor, or installer has any right to change or extend the above warranty. These warranty statements only, are the expressed warrants extended by Krafter's Land Cabinetry Inc. In lieu of any other warranties, this warranty shall constitute the entire liability of Krafter's Land Cabinetry Inc. All styles, finishes, hardware, and specifications are also subject to change without prior notice. Krafter's Land Cabinetry Inc. is not responsible for any typographical errors.

## Wall Cabinet

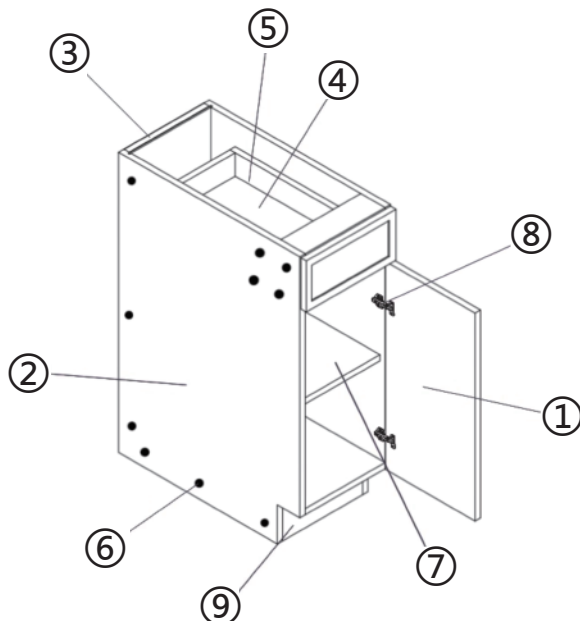
- **1. Door:**  $\frac{3}{4}$ " MDF Board core door panel.
- **2. Side Panel:**  $\frac{3}{4}$ " thick plywood side panel.
- **3. Back Panel:**  $\frac{3}{4} + \frac{1}{4}$ " thick plywood back panel.
- **4. Screw Fastening System:** Stronger and more durable, ideal for long-term use and high-quality cabinets.
- **5. Full-Depth shelf:** adjustable  $\frac{3}{4}$ " thick plywood with metal shelf pins.
- **6. Hinge:** DTC fully concealed Six-Way adjustable soft-close hinges.



---

## Base Cabinet

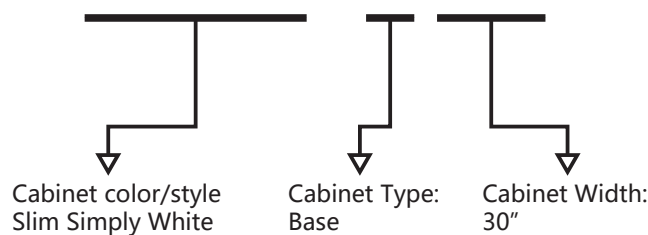
- **1. Door:**  $\frac{3}{4}$ " MDF Board core door panel.
- **2. Side Panel:**  $\frac{3}{4}$ " thick plywood side panel.
- **3. Back Panel:**  $\frac{3}{4} + \frac{1}{4}$ " thick plywood back panel.
- **4. Drawer box:**  $\frac{5}{8}$ " solid wood dovetailed drawer box.
- **5. Drawer glides:** Full extension six-way adjustable soft-close slides.
- **6. Screw Fastening System:** Stronger and more durable, ideal for long-term use and high-quality cabinets.
- **7. 21" Depth shelf:** Adjustable  $\frac{3}{4}$ " thick plywood with metal shelf pins.
- **8. Hinge:** DTC brand six-way adjustable soft-close hinge.
- **9. Toe Kick:**  $\frac{3}{4}$ " thick plywood.



## Base Cabinet Coding:

1. Standard base cabinets are 24" deep & 34 ¼" high.
2. Standard vanity base cabinets are 21" deep & 34 ¼" high.
3. Add door thickness for total depth.
4. Additional panels are needed for the exposed side and toe kick.
5. Cabinet Box and Cabinet Door/Drawer are packed separately.

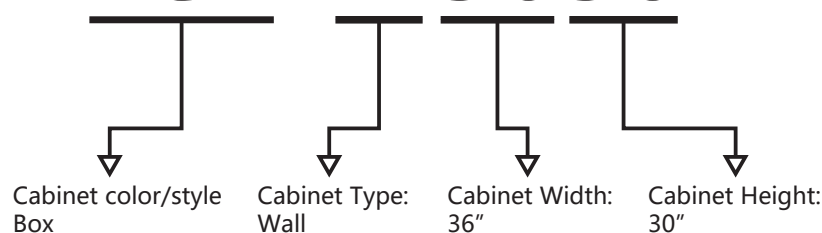
# SSW-B30



## Wall Cabinet Coding:

1. Standard wall cabinets are 12" deep.
2. Standard Refrigerator wall cabinets are 12" or 24" deep.
3. Add door thickness for total depth.
4. Additional panels are needed for the exposed side.
5. Cabinet Box and Cabinet Door/Drawer are packed separately.

# FCB-W3630





Slim Simply White (SSW)



Slim Pine Green (SPG)



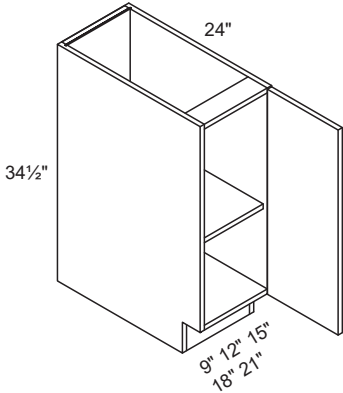
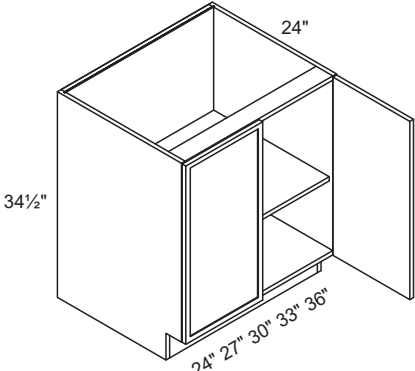
Slim Natural Ash (SNA)

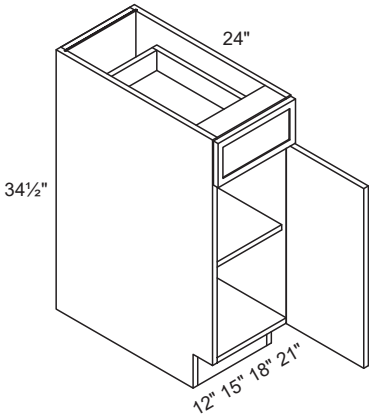
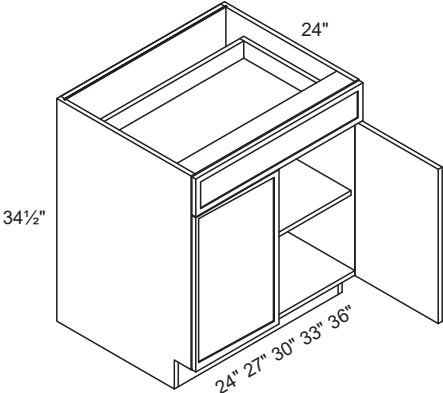


Slim Night Blue (SNB)



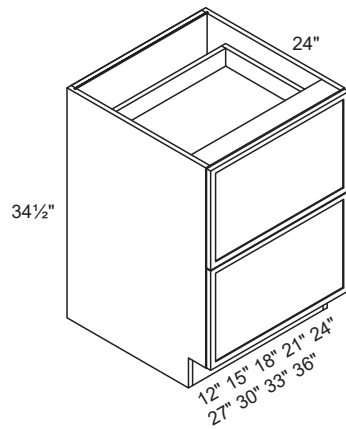
Slim Cold Black (SCB)

Base Full Door Cabinet	Item	W	H	D
 <p>B09FD B12FD B15FD B18FD B21FD</p>	B09FD	9	34½	24
	B12FD	12	34½	24
	B15FD	15	34½	24
	B18FD	18	34½	24
	B21FD	21	34½	24
 <p>B24FD B27FD B30FD B33FD B36FD</p>	B24FD	24	34½	24
	B27FD	27	34½	24
	B30FD	30	34½	24
	B33FD	33	34½	24
	B36FD	36	34½	24

Base Cabinet	Item	W	H	D
 <p>B12 B15 B18 B21</p>	B12	12	34½	24
	B15	15	34½	24
	B18	18	34½	24
	B21	21	34½	24
	B24	24	34½	24
 <p>B24 B27 B30 B33 B36</p>	B27	27	34½	24
	B30	30	34½	24
	B33	33	34½	24
	B36	36	34½	24

Drawer hardware is included in BOX.

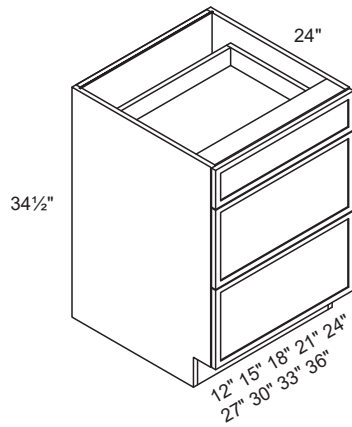
## 2-Drawers Base Cabinet



Item	W	H	D
2DB12	12	34½	24
2DB15	15	34½	24
2DB18	18	34½	24
2DB21	21	34½	24
2DB24	24	34½	24
2DB27	27	34½	24
2DB30	30	34½	24
2DB33	33	34½	24
2DB36	36	34½	24

Drawer hardware is included in BOX.

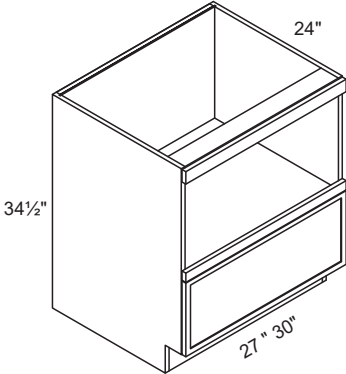
## 3-Drawers Base Cabinet

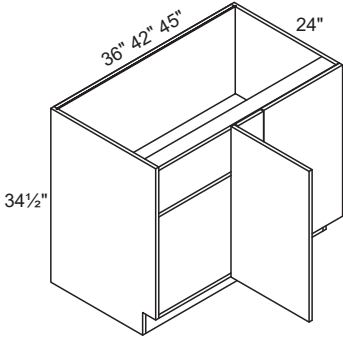


Item	W	H	D
3DB12	12	34½	24
3DB15	15	34½	24
3DB18	18	34½	24
3DB21	21	34½	24
3DB24	24	34½	24
3DB27	27	34½	24
3DB30	30	34½	24
3DB33	33	34½	24
3DB36	36	34½	24

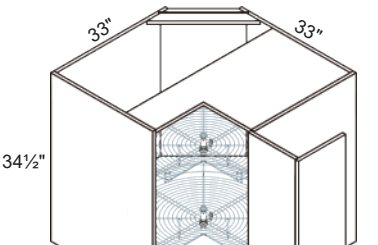
Drawer hardware is included in BOX.



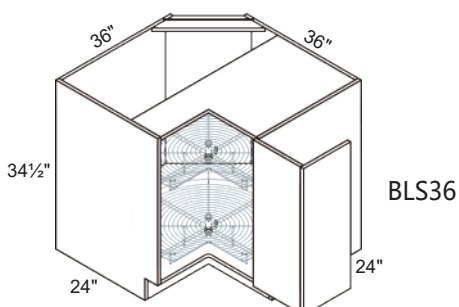
Base Microwave Cabinet	Item	W	H	D
	BMC27	27	34½	24
	BMC30	30	34½	24

Base Blind Corner Cabinet	Item	W	H	D
	BBC36-L	36	34½	24
	BBC36-R	36	34½	24
	BBC42-L	42	34½	24
	BBC42-R	42	34½	24
	BBC45-L	45	34½	24
	BBC45-R	45	34½	24
	BBC Swing Trays			

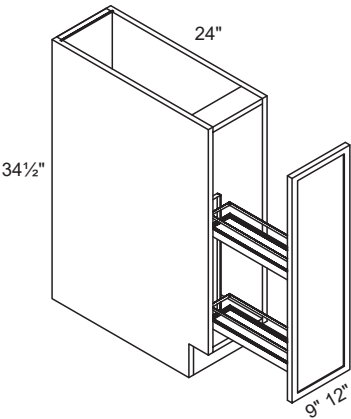
Fixed shelves are included in the box and swing tray is sold separately and can replace the fix shelves.

Base Lazy Susan Cabinet	Item	W	H	D
	BLS33	33	34½	24
	BLS36	36	34½	24
	BLS33 Rotating Shelf			
	BLS36 Rotating Shelf			

Fixed shelves are included in the box and rotating shelf is sold separately and can replace the fix shelves.




Base Spice Rack Cabinet	Item	W	H	D
	BSR09	9	34½	24
	BSR12	12	34½	24



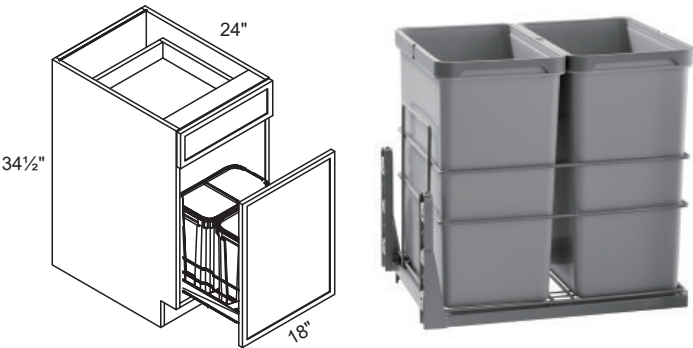
Spice Rack BSR09



Spice Rack BSR12

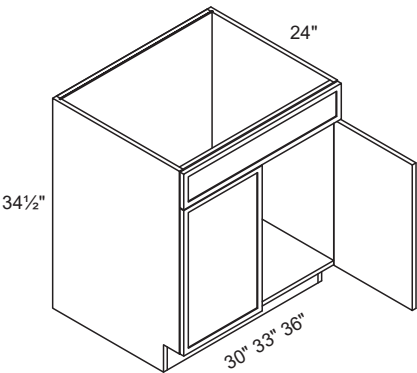


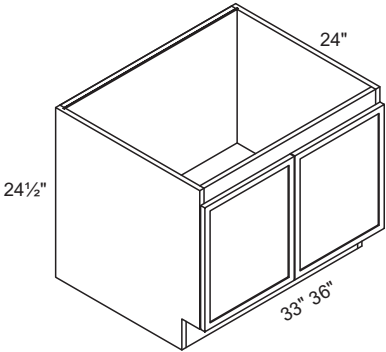
Base Waste Basket Cabinet	Item	W	H	D
	BWB18-D	18	34½	24

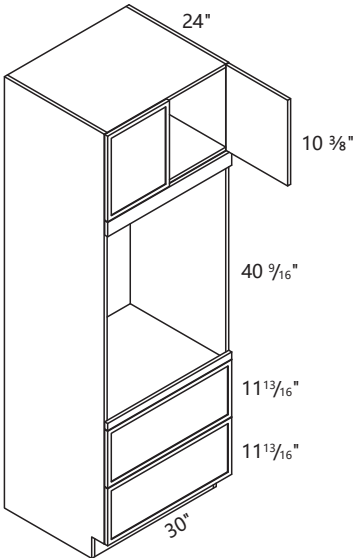


BWB18 Waster Container

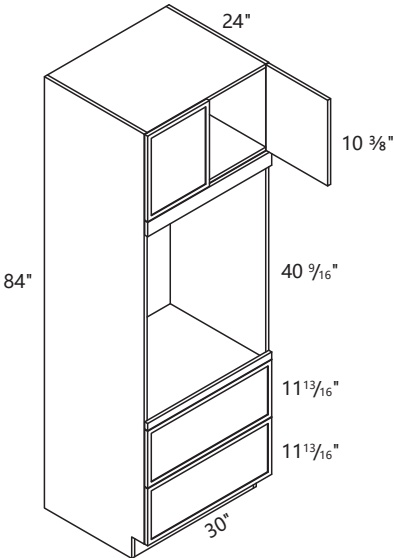
Sink Base Cabinet	Item	W	H	D
	SB30	30	34½	24
	SB33	33	34½	24
	SB36	36	34½	24



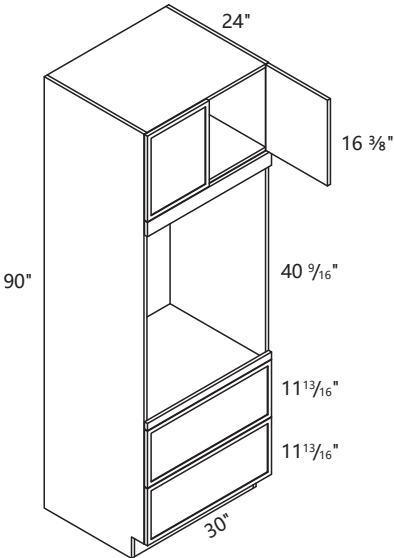
Apron Sink Base Cabinet	Item	W	H	D
	FSB33-N	33	24½	24
	FSB36-N	36	24½	24

Oven Cabinet	Item	W	H	D
	OC3084	30	84	24
	OC3090	30	90	24
	OC3096	30	96	24

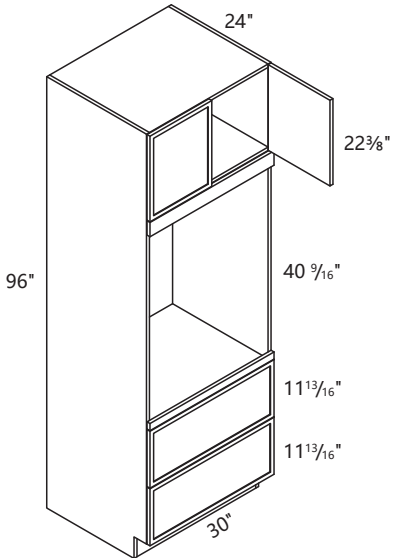
Drawer hardware is included in BOX.



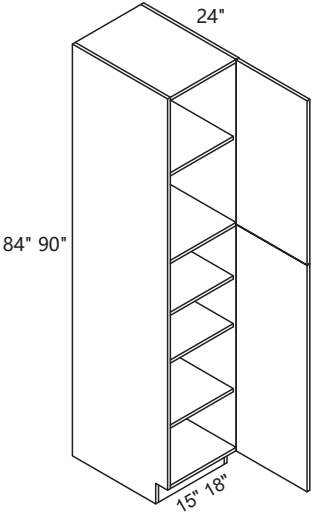
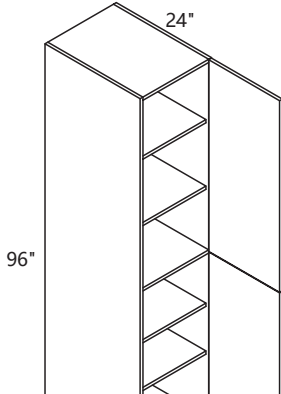
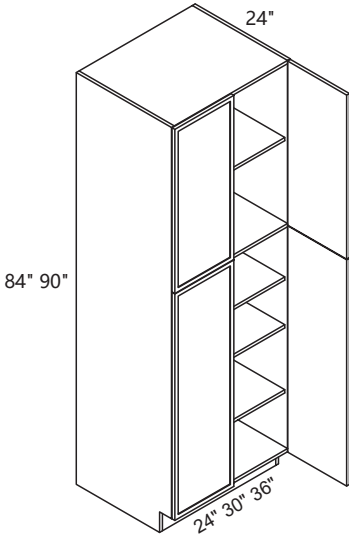
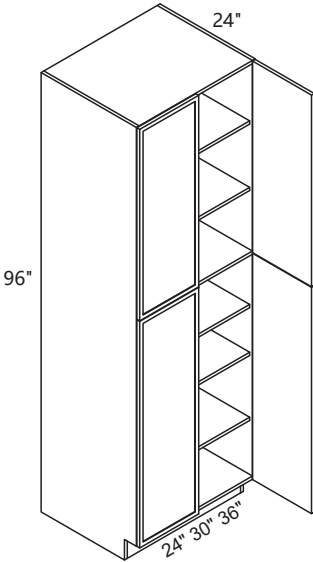
OC3084

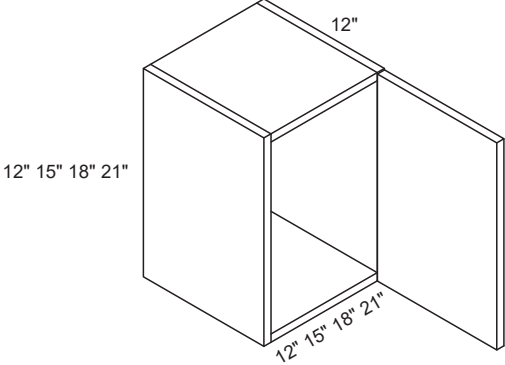


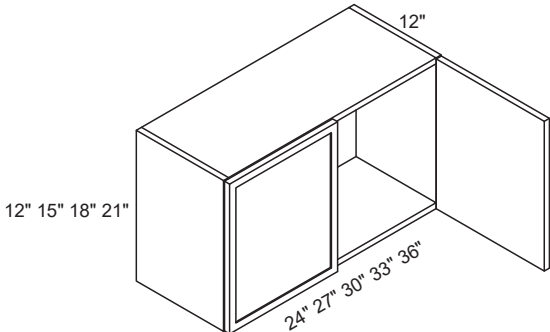
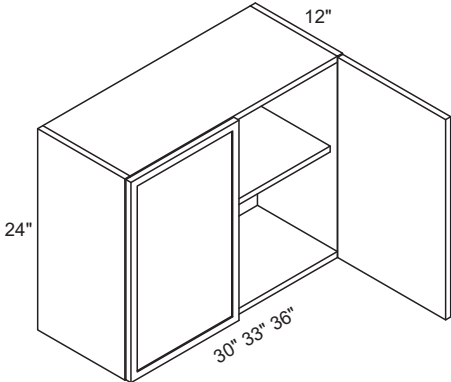
OC3090

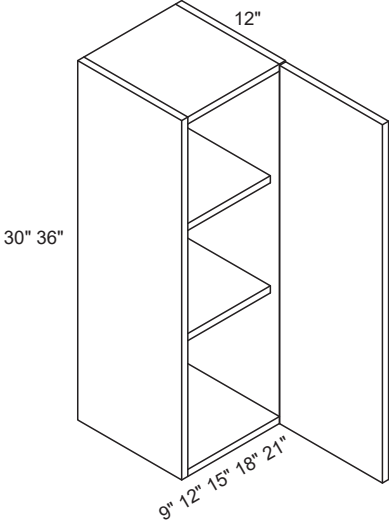
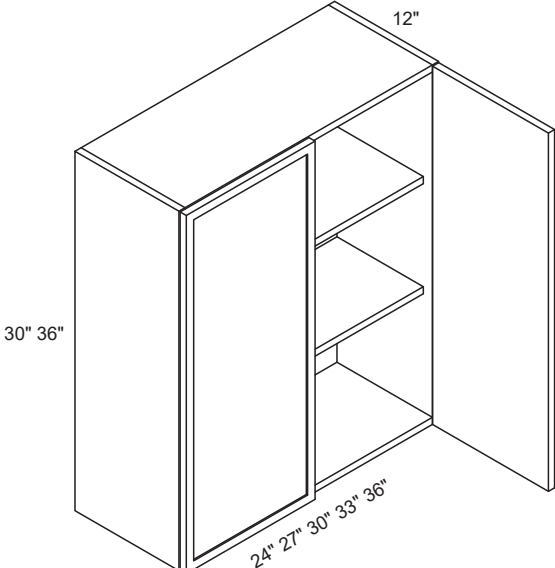


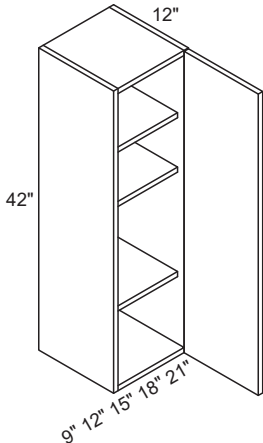
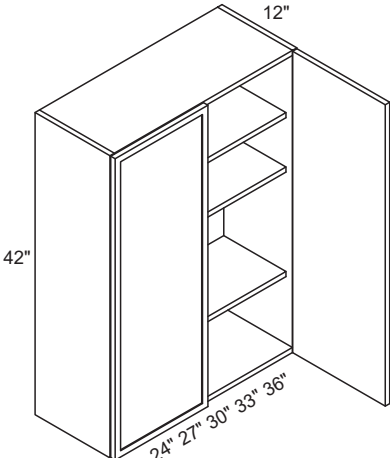
OC3096

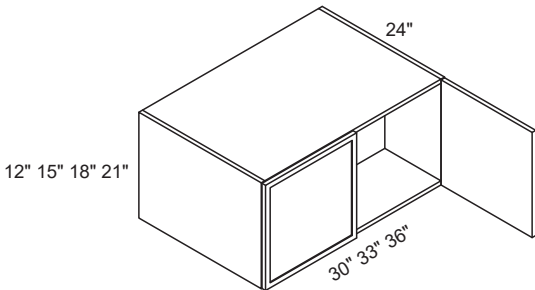
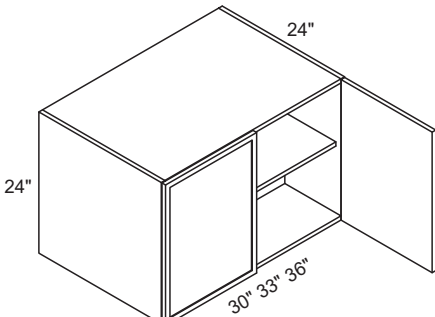
Pantry Cabinet		Item	W	H	D
 <p>84" 90"</p> <p>24"</p> <p>15" 18"</p> <p>PC1584 PC1884 PC1590 PC1890</p>		PC1584	15	84	24
		PC1884	18	84	24
		PC2484	24	84	24
		PC3084	30	84	24
		PC3684	36	84	24
		PC1590	15	90	24
		PC1890	18	90	24
		PC2490	24	90	24
		PC3090	30	90	24
		PC3690	36	90	24
		PC1596	15	96	24
		PC1896	18	96	24
 <p>96"</p> <p>24"</p> <p>15" 18"</p> <p>PC1596 PC1896</p>		PC2496	24	96	24
		PC3096	30	96	24
		PC3696	36	96	24
 <p>84" 90"</p> <p>24"</p> <p>24" 30" 36"</p> <p>PC2484 PC3084 PC3684 PC2490 PC3090 PC3690</p>		PC2484	24	84	24
		PC3084	30	84	24
		PC3684	36	84	24
 <p>96"</p> <p>24"</p> <p>24" 30" 36"</p> <p>PC2496 PC3096 PC3696</p>		PC2490	24	90	24
		PC3090	30	90	24
		PC3690	36	90	24

Wall Cabinet	Item	W	H	D
 <p>12" 15" 18" 21"</p> <p>12"</p> <p>12" 15" 18" 21"</p>	W1212	12	12	12
	W1512	15	12	12
	W1812	18	12	12
	W2112	21	12	12
	W1215	12	15	12
	W1515	15	15	12
	W1815	18	15	12
	W2115	21	15	12
	W1218	12	18	12
	W1518	15	18	12
	W1818	18	18	12
	W2118	21	18	12
	W1221	12	21	12
	W1521	15	21	12
	W1821	18	21	12
	W2121	21	21	12

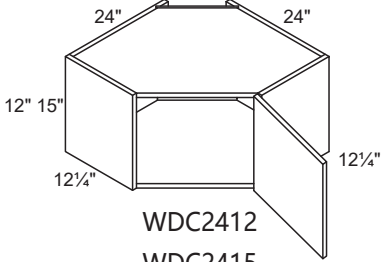
Wall Cabinet		Item	W	H	D
 <p>12" 15" 18" 21"</p> <p>24" 27" 30" 33" 36"</p> <p>12"</p>	<p>W2412 , W2712 , W3012 , W3312 , W3612</p> <p>W2415 , W2715 , W3015 , W3315 , W3615</p> <p>W2418 , W2718 , W3018 , W3318 , W3618</p> <p>W2421 , W2721 , W3021 , W3321 , W3621</p>	W2412	24	12	12
		W2712	27	12	12
		W3012	30	12	12
		W3312	33	12	12
		W3612	36	12	12
 <p>24"</p> <p>30" 33" 36"</p> <p>12"</p>	<p>W3024 , W3324 , W3624</p>	W2415	24	15	12
		W2715	27	15	12
		W3015	30	15	12
		W3315	33	15	12
		W3615	36	15	12
		W2418	24	18	12
		W2718	27	18	12
		W3018	30	18	12
		W3318	33	18	12
		W3618	36	18	12
		W2421	24	21	12
		W2721	27	21	12
		W3021	30	21	12
		W3321	33	21	12
		W3621	36	21	12
		W3024	30	24	12
		W3324	33	24	12
		W3624	36	24	12

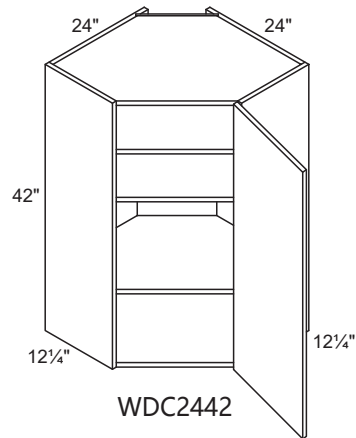
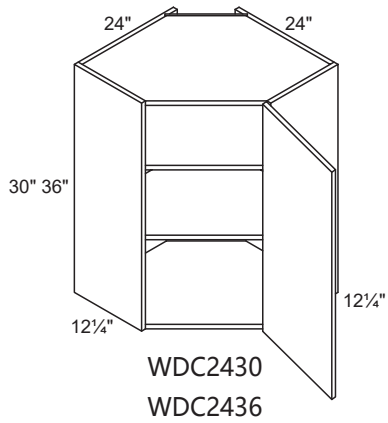
Wall Cabinet		Item	W	H	D
	W0930	W0930	9	30	12
	W1230	W1230	12	30	12
	W1530	W1530	15	30	12
	W1830	W1830	18	30	12
	W2130	W2130	21	30	12
	W2430	W2430	24	30	12
	W2730	W2730	27	30	12
	W3030	W3030	30	30	12
	W3330	W3330	33	30	12
	W3630	W3630	36	30	12
	W0936	W0936	9	36	12
	W1236	W1236	12	36	12
	W1536	W1536	15	36	12
	W1836	W1836	18	36	12
	W2136	W2136	21	36	12
	W2436	W2436	24	36	12
	W2736	W2736	27	36	12
	W3036	W3036	30	36	12
	W3336	W3336	33	36	12
	W3636	W3636	36	36	12

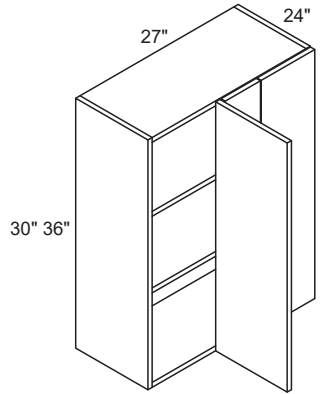
Wall Cabinet	Item	W	H	D
 <p>42"</p> <p>12"</p> <p>9" 12" 15" 18" 21"</p> <p>W0942 W1242 W1542 W1842 W2142</p>	W0942	9	42	12
	W1242	12	42	12
	W1542	15	42	12
	W1842	18	42	12
	W2142	21	42	12
	W2442	24	42	12
	W2742	27	42	12
	W3042	30	42	12
	W3342	33	42	12
	W3642	36	42	12
 <p>42"</p> <p>12"</p> <p>24" 27" 30" 33" 36"</p> <p>W2442 W2742 W3042 W3342 W3642</p>				

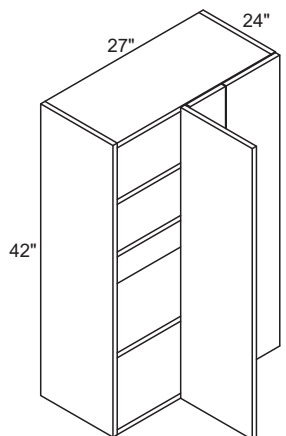
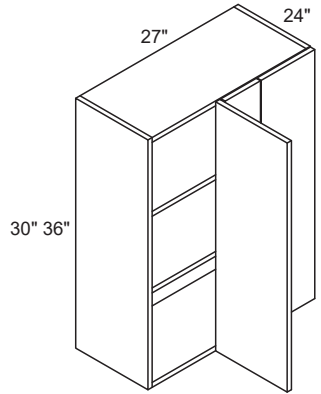
Wall Cabinet	Item	W	H	D
 <p>24"</p> <p>12" 15" 18" 21"</p> <p>30" 33" 36"</p> <p>W301824 W302124 W331824 W332124 W361224 W361524 W361824 W362124</p>	W301824	30	18	24
	W302124	30	21	24
	W302424	30	24	24
	W331824	33	18	24
	W332124	33	21	24
	W332424	33	24	24
	W361224	36	12	24
	W361524	36	15	24
	W361824	36	18	24
	W362124	36	21	24
 <p>24"</p> <p>24"</p> <p>30" 33" 36"</p> <p>W302424 W332424 W362424</p>	W302424	30	24	24
	W332424	33	24	24
	W362424	36	24	24

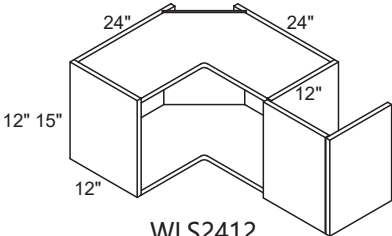


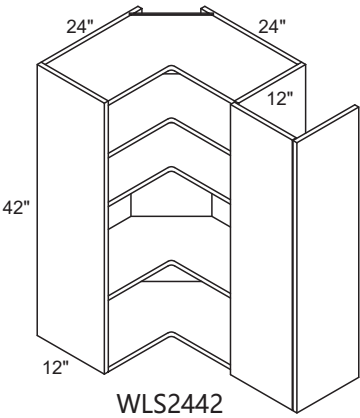
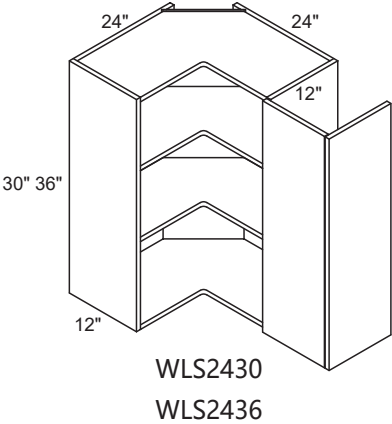
Wall Diagonal Corner Cabinet	Item	W	H	D
 <p>WDC2412 WDC2415</p>	WDC2412	24	12	12 $\frac{1}{4}$
	WDC2415	24	15	12 $\frac{1}{4}$
	WDC2430	24	30	12 $\frac{1}{4}$
	WDC2436	24	36	12 $\frac{1}{4}$
	WDC2442	24	42	12 $\frac{1}{4}$

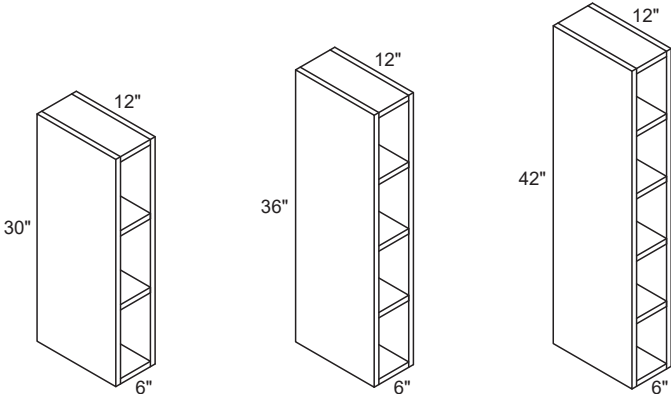


Wall Blind Corner Cabinet	Item	W	H	D
 <p>WBC2730 WBC2736</p>	WBC2730	27	30	12
	WBC2736	27	36	12
	WBC2742	27	42	12

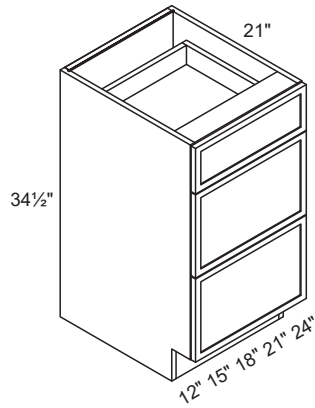


Wall Lazy Suan Cabinet	Item	W	H	D
 WLS2412 WLS2415	WLS2412	24	12	12
	WLS2415	24	15	12
	WLS2430	24	30	12
	WLS2436	24	36	12
	WLS2442	24	42	12



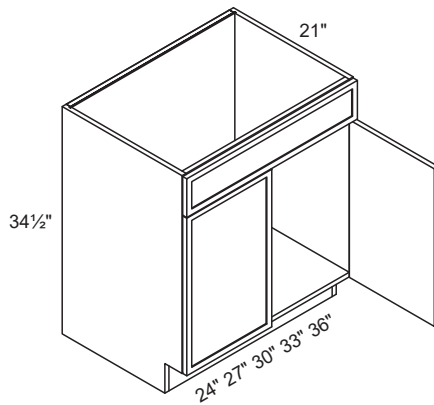
Vertical Pigeon Hole Fole Finish Interior Cabinet	Item	W	H	D
 VPH3012 WLS3612 WLS4212	VPH3012	6	30	12
	WLS3612	6	36	12
	WLS4212	6	42	12

### Vanity 3-Drawers Base Cabinet



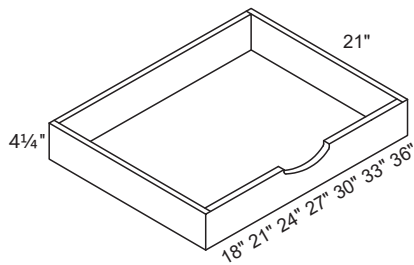
Item	W	H	D
VDB12-3	12	34½	21
VDB15-3	15	34½	21
VDB18-3	18	34½	21
VDB21-3	21	34½	21
VDB24-3	24	34½	21

### Vanity Sink Base Cabinet



Item	W	H	D
VSB24	24	34½	21
VSB27	27	34½	21
VSB30	30	34½	21
VSB33	33	34½	21
VSB36	36	34½	21

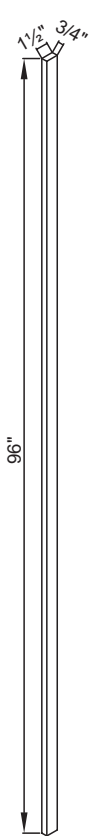
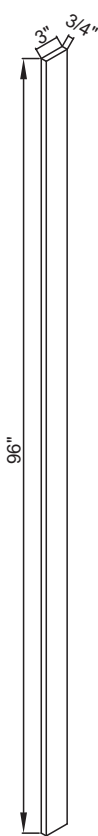
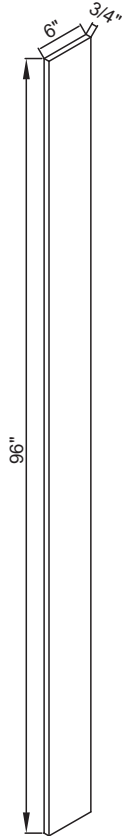
### Roll Out Tray

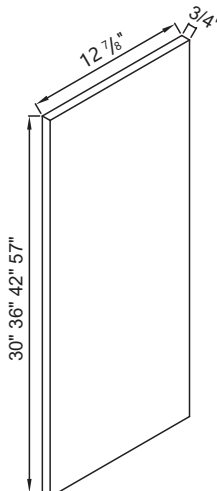


Item	W	H	D
ROT18	18	4¼	21
ROT21	21	4¼	21
ROT24	24	4¼	21
ROT27	27	4¼	21
ROT30	30	4¼	21
ROT33	33	4¼	21
ROT36	36	4¼	21

Crown Molding & Trim					Item	W	H	D
	96"	96"	96"	96"	TK8	4½	96	1/4
					OCM8	1¼	96	1¼
					SM8	¾	96	1/4
					CM8-1	2⅜	96	1⅞
					CM8	2	96	3⅝

Cabinet Filler					Item	W	H	D
	30"	30"	30"	30"	BF3	3	30	3/4
					BF6	6	30	3/4
					WF330	3	30	3/4
					WF630	6	30	3/4
					WF336	3	36	3/4
					WF636	6	36	3/4
					WF342	3	42	3/4
					WF642	6	42	3/4

Tall Filler	Item	W	H	D
	TF1.596	1.5	96	3/4
	TF396	3	96	3/4
	TF696	6	96	3/4

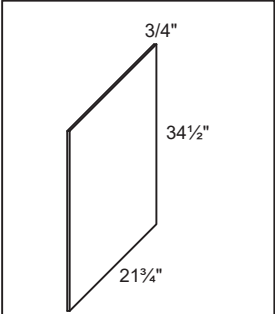
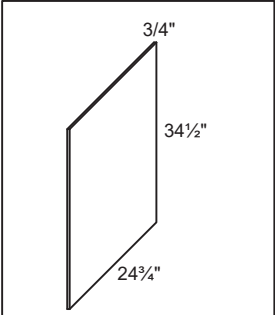
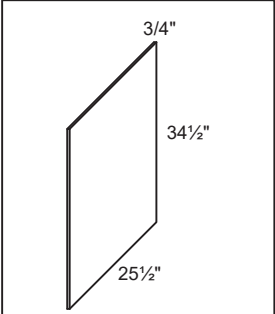
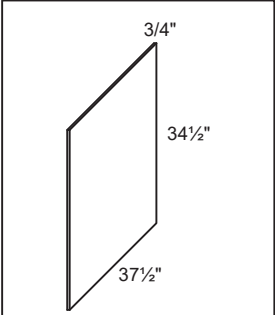
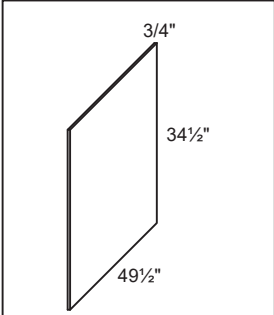
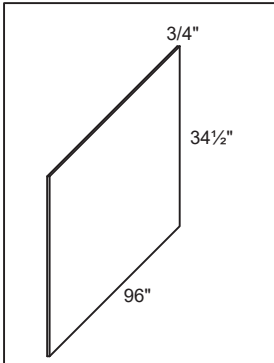
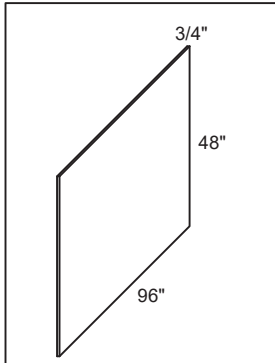
Wall Cabinet End Panel	Item	W	H	D
	WEP30	12 <sup>7</sup> / <sub>8</sub>	30	3/4
	WEP36	12 <sup>7</sup> / <sub>8</sub>	33	3/4
	WEP42	12 <sup>7</sup> / <sub>8</sub>	36	3/4
	WEP57	12 <sup>7</sup> / <sub>8</sub>	42	3/4

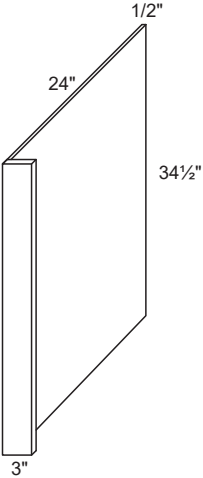
Island End Box

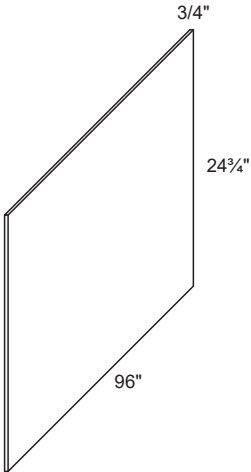
Item	W	H	D
IEB36	36	34½	3
IEB48	48	34½	3

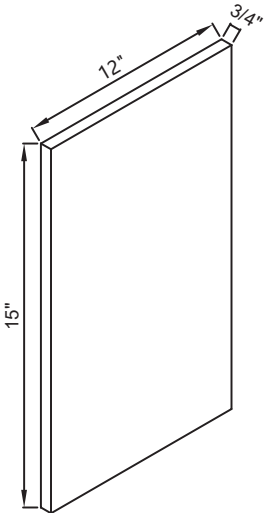
Wall open shelf

WOS24	24	2	12
WOS30	30	2	12
WOS36	36	2	12

Panel	Item	W	H	D
 BEP21¾x34½x3/4"	BEP21¾x34½x3/4"	21¾	34½	3/4
 BEP24¾x34½x3/4"	BEP24¾x34½x3/4"	24¾	34½	3/4
 BEP25½x34½x3/4"	BEP25½x34½x3/4"	25½	34½	3/4
 BEP37½x34½x3/4"	BEP37½x34½x3/4"	37½	34½	3/4
 BEP49½x34½x3/4"	BEP49½x34½x3/4"	49½	34½	3/4
 BEP96x34½x3/4"	BEP96x34½x3/4"	96	34½	3/4
 BEP96x48x3/4"	BEP96x48x3/4"	96	48	3/4

Dishwasher End Panel	Item	W	H	D
	DWP3	24	34½	3

Refrigerator End Panel	Item	W	H	D
	REP96x24¾x3/4"	24¾	96	3/4

Sample Door	Item	W	H	D
	SD1215	12	15	3/4