

MSI

Making Dream Surfaces Attainable



UNDERLAYMENT

for EverLife[®] LVT Products



AbaTec™

Underlayment for Floating Vinyl Flooring

1.5 mm
100 sq.ft.



1. 3X SIMPLER TO INSTALL




2. PROTECTS THE FLOOR


Supports the floor locking system



Helps smooth out minor subfloor imperfections



AbaTec™ surface helps prevent planks from sliding




3. IMPROVES COMFORT


Reduces walking noise in room



Reduces impact sound in room below



Shock-absorbing flooring structure



Dimensions 1.19 m x 7.83 m / 3.9 ft x 25.7 ft.

Moisture Protection < 0.16 pounds / 24 hr / 1,000 sq.ft.

Impact Sound Insulation IIC ~ 72 / STC ~ 66/DELTA 26

Thermal Insulation R-Value 6.6 per inch

Smoothing 1.0 mm

Compression Strength > 64 PSI

Safety Odorless, non toxic

Compatibility with underfloor heating Yes

Item number 73631-US

Don't forget the moisture resistant tape (not included)

INSTALLATION INSTRUCTIONS:

Step 1: Ensure the floor is clean and dry before installing underlayment.

Step 2: Starting in a corner, install the first row of underlayment with moisture barrier facing upward. Install the underlayment to the wall and trim around any obstacles.

Step 3: Align the second row of underlayment to the first row ensuring there are no gaps or overlapping seams. Secure all underlayment seams with an aggressive moisture resistant tape. (not included).

Step 4: Repeat this process until the entire floor is covered.

Step 5: Install the flooring per the manufacturer's instructions.

INSTRUCCIONES DE INSTALACIÓN:

Paso 1: Asegúrese de que el piso esté limpio y seco antes de instalar el contrapiso.

Paso 2: Comenzando en una esquina, instale la primera fila de contrapiso con la barrera contra la humedad hacia arriba. Instale el contrapiso en la pared y recorte alrededor de los obstáculos.

Paso 3: Alinee la segunda fila de contrapiso con la primera fila asegurándose de que no haya espacios o costuras superpuestas. Asegure todas las costuras del contrapiso con una cinta adhesiva resistente a la humedad agresiva. (no incluida).

Paso 4: Repita este proceso hasta que se cubra todo el piso.

Paso 5: Instale el piso según las instrucciones del fabricante.

TECHNICAL SPECIFICATIONS:

| | |
|-------------------------|---------------------------------|
| Moisture Protection | <0.16 pounds/24 hr/1,000 sq.ft. |
| Impact Sound Insulation | IIC ~ 72 / STC ~ 66 / DELTA 26 |
| Thermal Insulation | R-Value 6.6 per inch |
| Smoothing | 1.0 mm |
| Compression strength CS | >65 PSI |

PRODUCT DATA:

| | |
|------------------|------------------------------------|
| Thickness | 1.5 mm |
| Dimensions | 1.19m x 7.83m / 3.9 ft. x 25.7 ft. |
| Package Contents | 100. sq.ft. |

ESPECIFICACIONES TÉCNICAS:

| | |
|----------------------------------|---------------------------------|
| Protección contra la humedad | <0.16 libras/24 hr/1,000 sq.ft. |
| Aislamiento de sonido de impacto | IIC ~ 72 / STC ~ 66 / DELTA 26 |
| Aislamiento térmico | R-Valor 6.6 por pulgada |
| Suavizado | 1.0 mm |
| Resistencia a la compresión CS | >65 PSI |

DATOS DEL PRODUCTO:

| | |
|------------------------|------------------------------------|
| Espesor | 1.5 mm |
| Dimensiones | 1.19m x 7.83m / 3.9 ft. x 25.7 ft. |
| Contenidos del paquete | 100. sq.ft. |



MitiTec™

Polypropylene Acoustical Underlayment
for use with Glue Down Luxury Vinyl Tile



The ultimate in double glue down applications, or glue down with loose lay floating LVT, MitiTec™ underlayment provides excellent sound reduction and moisture protection under luxury vinyl flooring.

This underlayment is ideal for multi-level installations.

- Install MitiTec™ with MS1001 or MS1007 adhesive
- Moisture and vapor resistant construction
- Non-toxic, odorless
- Specifically designed to secure the flooring to the pad and the pad to the substrate
- Dense foam design fights against mold and mildew

MitiTec™ SPECIFICATIONS

| | |
|--|-------------------------------|
| Material Thickness (EN 822) | 1mm |
| Dimensions/SF per roll | 5ft x 40ft / 200 sq.ft. |
| Punctual Comfortability PC (CENT/TS 16354) | Approx. 1mm = 0.04 in. |
| Impact Insulation Class (ASTM E492)* | IIC 71 |
| Sound Transmission Class (ASTM E90) | STC 67 |
| ASTM 648 (Radiant Panel) | >0.45 watts/CM2, NFPA Class 1 |
| ASTM E662 (nbs smoke) | <450 |
| Compression Set @ 50% Deflection | 29.5 % |
| Compression Deflection 25% | 25.9 psi |
| Foam Color | Black |
| Weight Per Roll | 13.1 lbs. |
| Tensile | 273 psi |
| Tear | 44.4 lb/in. |
| Rolls Per Pallet | 65 |

* Test results over 6" slab and drop ceiling. Test results without drop ceiling available by contacting MSI.



MSI

Making Dream Surfaces Attainable

SLABS & COUNTERTOPS • NATURAL STONE • PORCELAIN & CERAMIC
DECORATIVE ACCENTS • HARDSCAPES

WWW.MSISURFACES.COM