




# ROUTED UFH EPS 300 FOIL FACED

TEKWARM Routed UFH EPS 300 Foil Faced is a lightweight EPS insulation routed on one side with aluminium foil applied to routed side of board.



## OVERVIEW

TEKWARM EPS UFH Board is manufactured from CFC and HCFC free EPS, grooved on one face as required to suit either 12 or 16mm diameter underfloor heating pipes, with radius returns available at set widths. The panel size is 1200mm x 1200mm.

Thicknesses start at 20mm for 12mm diameter pipe and 25mm for 16mm diameter pipe.

## BENEFITS

- Cost-effective solution
- Can be used under screeds, chipboard, in heated slabs and below suspended timber decks
- Lightweight and easy to cut - no specialist equipment needed
- Maintains its thermal efficiency throughout the life of a building
- Easy to install panels are laid directly on to existing concrete or any other flat surface
- It is quick and clean to fit and can be walked on immediately after installation
- Fast response temperature control
- Ideal retro fit system for intermediate floors
- Aluminium foil face - for improved heat transfer

## TECHNICAL DATA

Thermal Conductivity (W/mK)	0.033
Design Load at 1% Nominal Compression (kPa)	120
Design Load at 10% Nominal Compression (kPa)	300
Foil Composition	100 microns
Available Thicknesses - 12mm pipe	20, 25, 30, 35, 40, 45 and 50mm *
Available Thicknesses - 16mm pipe	25, 30, 35, 40, 45 and 50mm *

\*Other thicknesses available - please contact office for minimum order quantities and availability

Climate Change	The product has an ozone depletion potential (ODP) of zero and a global warming potential (GWP) of less than 5.
Biological Properties	TEKWARM Routed board insulation is non-toxic and non-biodegradable. TEKWARM Routed board will not sustain mould growth and has no nutrient value to insects or vermin.
Environment and sustainability	TEKWARM Routed Board insulation is manufactured from EPS (expanded polystyrene) which achieves an A+ rating in the BRE Green Guide to Specification.

## TEKGROUP

Unit 1 Power Park, Commercial Road, Goldthorpe Industrial Estate, S63 9BL

TEL: 01709 261 007 | EMAIL: [info@thetekgroup.co.uk](mailto:info@thetekgroup.co.uk)

[www.thetekgroup.co.uk](http://www.thetekgroup.co.uk)

## BOARD DESIGN AVAILABLE

### 12mm Pipe systems

Pipe Centres	Routing Design Available	Options
at 50mm	Yes	Straights only (distribution panel)
at 100mm	Yes	Straights only
		Two return and 3-cross
at 150mm	Yes	Straights only
		Two return and 3-cross
at 200mm	Yes	Straights only
		Two return and 3-cross

### 16mm Pipe systems

Pipe Centres	Routing Design Available	Options
at 50mm	Yes	Straights only (distribution panel)
at 150mm	Yes	Straights only
		Two return and 3-cross
at 200mm	Yes	Straights only
		Two return and 3-cross

## LIMITATIONS

When covering the system with a distribution panel ensure that the board is suitable for the specific application and intended use. Consideration should be given to the thermal conductivity of the over boarding. The better the performance (higher thermal conductivity) the more responsive the UFH system will be.

This board is designed for standard commercial loading. For higher loading capability please look at alternative options available such as EPS 400 grades.

## STORAGE & SHELF LIFE


The product does not have an expiry date but should be stored in a clean and dry location prior to use. The products should not be heavily loaded prior to use as this can impact the performance of the board.

## HEALTH & SAFETY

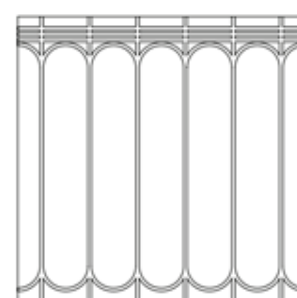
This product is not classified under the Chemicals Hazard Information and Packaging for Supply Regulations. A Material Safety Data Sheet relating to this product can be obtained from TekGroup.

- Protective goggles and gloves should be always worn when cutting the board
- The product is not classified according to the CLP regulation
- Please dispose of packaging and waste responsibly

## AVAILABLE BOARD DESIGNS



**STRAIGHTS ONLY**  
– Various centres



**TWO RETURN**  
– 3-cross

*\*Other board designs are available but minimum order sizes and availability conditions apply*

## APPLICATION GUIDANCE

### Ground Floors - Solid

Solid Sub floor (Timber/Screed/Concrete) – The substrate should be clean and flat with no snots or contamination affecting the levelness of the floor. Any imperfections will impact the performance of the floor. The floor should be rigid with no movement – otherwise this could be noticeable post floor finish application. In screed and concrete application on ground floors the system can be installed over a suitable DPM providing a level finish is achieved.

### Ground Floors – Between Joists

Supporting boards or battens between joists must be able to support the weight of the system. The joists must be level to ensure system contact is maintained with the flooring distribution board. If spanning joists, the distribution board must be structural – please check with distribution board manufacturer to ensure suitability. Ensure the top of the board is fully level with the top of the joists – a floor spirit level should be used to check this is the case. Loss of floor contact will impact thermal out of the system.

### Intermediate floors – Solid

Solid Sub floor (Timber/Screed/Concrete) – The substrate should be clean and flat with no snots or contamination affecting the levelness of the floor. Any imperfections will impact the performance of the floor. The floor should be rigid with no movement – otherwise this could be noticeable post floor finish application.

### Intermediate floors – Between Joists

Supporting boards or battens between joists must be able to support the weight of the system. The joists must be level to ensure system contact is maintained with the flooring distribution board. If spanning joists, the distribution board manufacturer must be structural – please check with board manufacture to ensure suitability. Ensure the top of the board is fully level with the top of the joists – a floor spirit level should be used to check this is the case. Loss of floor contact will impact thermal out of the system.