

The Emergence Collection Catalog January 2026



The Emergence Collection is a collection of tables created with dynamic radial patterns harnessing the natural beauty inherent in the veining of the wood. Saxton had the vision for this collection years ago but it required a decade of building and evolving his techniques to finally achieve.

Each flitch of wood selected (regardless of the species) has unique intrinsic properties that are discovered while creating pieces. Physical dimensions remain consistent but every radial pattern is inherently unique. His handcrafted approach and techniques defy mass production.

The designs require him to individually assess each flitch to bring out the hidden promise and extraordinary beauty of the wood's veining and grain. There is never duplication, no two pieces are ever the same. Saxton understood radial pattern symmetry only creates a precise technical pattern and removes the beautiful organic flow inherent to wood grain. He captures natural organic symmetry inherent to the wood by making cuts that create a flow between the segments instead of duplicating a precise geometric pattern.

Our catalog of pieces will be added to in 2026 and this current edition is valid as of early 2026. See end of catalog for contact details.

Dining Table seating capacity chart recommendations	Page 2
General guidance with glass tops	Page 3
Dining Tables	Page 4 & 5
Coffee Tables	Page 6 & 7
Coffee to Dining Tables bases for use with or without glass	Page 8 & 9
Interior & Exterior Doors	Page 10 & 11
Contact Details	Page 12
Pricing and options	Page 13 - 15


Dining Table Seating Chart

This is a general guidance on spacing required for our dining tables and approximation of seating capacity when 20" and 26" chairs are considered. This is a general guide only and your individual needs may be different.

78" Oval Minimum Room size 12'-6" x 10'




20"W CHAIR
Seats up to 6




26"W CHAIR
Seats up to 6

60" Round Minimum Room size 11' x 11'




20"W CHAIR
Seats up to 8




26"W CHAIR
Seats up to 7

84" Oval Minimum Room size 13' x 10'



20"W CHAIR
Seats up to 8




26"W CHAIR
Seats up to 8

70" Round Minimum Room size 12' x 12'



20"W CHAIR
Seats up to 11




26"W CHAIR
Seats up to 8

96" Oval Minimum Room size 14' x 10'-6"



20"W CHAIR
Seats up to 8



26"W CHAIR
Seats up to 8



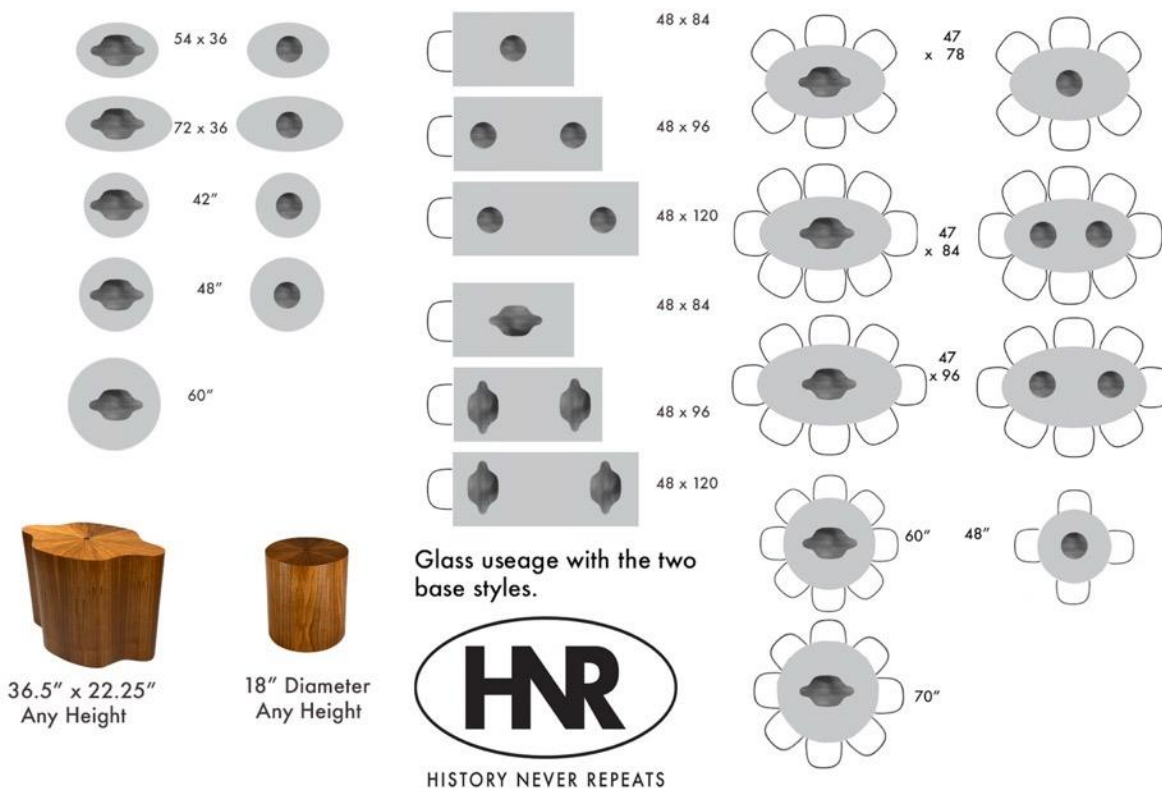
36.5" x 22.25"
Any Height



18" Diameter
Any Height

Dining, End and Coffee Table Glass use

This is a general guidance in relation to the use of glass with our two models of table bases. There is no requirement to use glass at all, and the surface area provided may suffice for smaller spaces or as in the event they are used as stools or benches no such material is required. When glass is added to the bases the radial pattern being visible becomes a preserved feature. Regardless of the height, the 18-inch diameter bases are rated for glass weighing up to 800 pounds if the forces are equally distributed, and the special base shape is rated for up to 1200 pounds if the forces are equally distributed. Stability is not a factor in consideration of weight bearing capacity e.g. a 4'x8' sheet of glass would ideally have two columns for support. Regardless of the glass size used, glass must always be tempered and thicker glass will always play a significant role in capacity of spacing. Just because a base can support the weight of a heavy piece of glass does not mean that it should. I.e. our 18" table base can support a 60" diameter glass at ½" thick, but this would regardless of the weight capacity be prone to tipping if heavily leaned on one side, whereas the special base shape much less so.



Dining Tables

We offer the dining tables currently with two shapes for the top and two shapes for the base. This will be expanded in 2026 to include square and rectangular top versions. Round table tops are available in any diameter starting from 36" up to 70", although larger is possible. Oval table tops are offered currently in the following sizes, however once again, larger is possible.

Oval top (typical sizes)

72", 78" or 84" x 47"

96" x 54"

Round top (typical sizes)

36", 42", 48", 54", 60" and 70".

*Round tops 54" or less are recommended to be used with our 18" diameter base and not the special base which while can be used, will limit seaters due to the width of the plinth.

Base of Table Shape:

Standard Column 18" Diameter:

Special Shape 36.5" x 22.5"

<ul style="list-style-type: none"> • Use with certain rounds as per chart 	<ul style="list-style-type: none"> • Use with round diameter from 48"
<ul style="list-style-type: none"> • Use with certain oval as per chart 	<ul style="list-style-type: none"> • Use with all oval table tops
<ul style="list-style-type: none"> • Use with glass 	<ul style="list-style-type: none"> • Use with glass



Wood Species available:

Walnut, cherry, oak (red & white), mahogany, teak, ebony & santos rosewood.

*The use of teak, ebony or rosewood will command a higher price.



Coffee Tables

We offer the coffee tables currently with two shapes for the top and two shapes for the base. This will be expanded in 2026 to include square and rectangular top versions.

Round shapes are available in any diameter starting from 36" up to 70", although larger is possible. Oval shapes are offered currently in the following sizes, however once again, larger (or any size) is possible.

Oval top (typical sizes)

60" or 54" x 36"

72",78" or 84" x 47"

96" x 54"

Round Top (typical sizes)

36",42",48",54",60" & 70"

Standard Column 18" Diameter:

<ul style="list-style-type: none"> • Use with certain rounds as per chart 	<ul style="list-style-type: none"> • Use with round diameter from 48"
<ul style="list-style-type: none"> • Use with certain oval as per chart 	<ul style="list-style-type: none"> • Use with all oval table tops
<ul style="list-style-type: none"> • Use with glass - see Page 8 	<ul style="list-style-type: none"> • Use with glass – see Page 8

Special Shape 36.5" x 22.5"

***Radial pattern on tops is not applied when the base is attached to a wood top. Only when the base is ordered for use as a stand-alone or with glass is the radial sunburst motif applied to the top. See Page 8. Otherwise, flat-cut species of the wood used.



Wood Species available:

Walnut, cherry, oak (red & white), mahogany, teak, ebony & santos rosewood.

*The use of teak, ebony or rosewood will command a higher price.



Coffee, End, Dining, Console & Display Bases

These bases are all produced with our special radial sunburst pattern to the top so that when used with or without glass, the pattern is always visually present. We offer two shapes and each shape can be in any height desired up to 48". This is our most versatile design, they are to be used without glass, or with glass that can be many times larger than the top. In addition, multiple bases may be used for exceptionally large sheets of glass to create two or more mounting points (such as for a 4x10 sheet of glass). The 18" diameter bases are rated for 800 pounds each, while the special shape base is rated for 1200 pounds each. Adjustable feet can be installed if requested. From uses as stools, foyer tables through to coffee and end tables, any home has a place for one of these.

Standard Column 18" Diameter:

Any height available up to 48"



Special Shape 36.5" x 22.5"

Any height available up to 48"



Wood species available:

Walnut, cherry, oak (red & white), mahogany, teak, ebony & santos rosewood.

*The use of teak, ebony or rosewood will command a higher price.



Doors, Double and Single Leaf

Doors are built for interior and exterior use and all are custom built to the size dictated by the client, builder or architect. There are no standard sizes save for the thickness which for interior doors will always be a *minimum* of 1 3/8" and for exterior doors a *minimum* thickness of 2 3/8". Interior doors will be significantly more cost effective than exterior.

Exterior doors are built to a higher tolerance than interior doors. Almost any option envisioned is possible with the doors and so generally, we quote based on dimensions provided for the opening.

The options for the doors are vast and just some are listed below. For exterior doors maintenance will be part and parcel of an exterior facing product, and for this reason the recommended species of wood will be white oak or teak from a durability point of view, with the veining of teak in particular making it a more dynamic choice. The following pages contains only a few examples of the vast options and looks.

Options:

- Sizes from 77" up to 120", and widths from 24" up to 48" per leaf.
- Pivot doors with single leaf widths up to 72".
- Concealed hinges, pivot hinges or butt hinges.
- Almost any hardware that can be imagined can be used.
- Crescent handles – a recommended and perfect addition to the radial pattern.
- Sunburst radial pattern wood adornment.
- Any pattern submitted by an architect.
- Flat-Cut vertical or horizontal grain wood species.
- Painted doors.
- We do not provide fiberglass or metal doors, only wood stave construction.
- Starburst metal bars for additional adornment.
- Sidelights.
- Door Jamb and threshold.
- Finishes: oiled, 2K polyurethane, spar urethane, spar varnish, painted color.



Example of an entire assembly over 10 feet in width with sidelights. E-Coated glass, matching trim, stainless steel handles etc.




Close up of Brass handles.

Doors over 10' tall with brass handles.

Interior of double doors in radial sunburst.



Stainless Bars on Painted surface



Stainless over flat-cut wood.



50" Wide Pivot door.

Contact Details

While most businesses have moved towards distancing themselves from customers and insist upon web forms, we prefer to still talk to people and hear their ideas, what they envision and what is important to them. You are welcome to send us an email, but we never shy away from a phone call to hear your thoughts. Contact us either way.

Aaron Saxton & Maria Armada

Aaron.e.saxton@gmail.com

304-951-1952

We are located in Charleston, WV, the heart of Appalachia.



Pricing

Shipping is free on all items to the continental United States.

Dining Tables:

- Standard height 30", plus/minus 2" no additional charge
- Standard is our Special Base 36.5 x 22.25"
- Standard woods, Walnut, Cherry, Oak (red or white), Mahogany.

Ovals 72" through to 84" x 47"	\$14,950
96" Oval x 54"	\$17,440
Round Tops 48" through to 60"	\$14,950
Round Top 70"	\$17,440

- If Santos Rosewood, Macassar Ebony or Teak add \$4,800
- If 18" Round Column Base is to be used minus \$1,000

Coffee Tables:

- Standard height 14.75", plus/minus 3" no additional charge
- Standard is our Special Base 36.5 x 22.25"
- Standard woods, Walnut, Cherry, Oak (red or white), Mahogany.

Oval 54" x 36", Round 42", 48" Round	\$8,390
54" Round	\$8,590
42" x 60" oval	\$8,790
42" x 72" Oval	\$9,380

- If Santos Rosewood, Macassar Ebony or Teak add \$2,900
- If 18" Round Column Base is to be used Minus \$600

18" Column Table/Base:

- Standard height 14.75", plus/minus 3" no additional charge.
- Standard is Sunburst Radial Pattern on top facet.
- Glass not inclusive.

11" – 17.75"	2,750
--------------	-------

17.75 – 21"	\$2,890
22" – 30" (Dining Table has additional structural Support)	\$3,680
• If Santos Rosewood, Macassar Ebony or Teak	add \$1,700

Special Base 36.5" x 22.25" Table/ Base:

- Standard height 14.75", plus/minus 3" no additional charge
- Standard is Sunburst Radial Pattern on top facet
- Glass is not inclusive.

11" – 17.75"	2,750
Or, 17.75 – 21"	\$2,890
Or, 22" – 30" (Dining Table has additional structural support)	\$3,680
• If Santos Rosewood, Macassar Ebony or Teak	add \$2,100

Exterior Doors, standard:

- Mortised automatic retractable sweeps, full weather stripping.
- Finished in 2K Polyurethane, oil or spar urethane.
- Door Jambs, hinges installed.
- All hardware installed.
- Vertical Grain wood Species both sides and to jamb.
- Shipping is complimentary.
- Cherry, Oak, Walnut and Mahogany standard
- Sizing of assembly up to 74.5" wide (38 for single) and 95" Tall.
- Installation not inclusive.
- Quote required for any measure exceeding aforementioned.
- Quote required for sidelights.

Double Door Add-On Options

Base Price \$11,995

- | | |
|---|--------|
| • Baldwin Lock, Deadbolt and Dummy | \$695 |
| • Or, 4 crescent handles and special lock | \$2695 |

- Add Starburst bars one side \$1595
- Or, add Starburst bars both sides \$2995
- Add Radial Pattern one side \$2195
- Or, add Radial Pattern both sides \$4390
- Teak as wood species \$3400
If Radial is selected.
- Teak as wood species if standard flat-cut
Is selected \$1700

Single Door Add-On Options
Base Price \$5,995

- Baldwin Lock and Deadbolt \$495
- Or, 4 crescent handles and special lock \$1,695
- Add Starburst bars one side \$995
- Or, add Starburst bars both sides \$1950
- Add Radial Pattern one side \$1095
- Or, add Radial Pattern both sides \$2195
- Teak as wood species \$1700
If Radial is selected.
- Teak as wood species if standard flat-cut
Is selected \$1200