

Thursday – April 18, 2024

Time: 1:00pm to 5:00pm

### Class # TP-1

All levels, but students will be required to know the use of their tools.

## Four Seasons

Instructor: Rosario Wilke

Class Fee: \$75

Class min. 10 Min / Class max. 20



On a half of a medium size canteen gourd, you will have fun reviewing or learning different carving techniques and patterns, any of these techniques will be easy to integrate into any of your designs therefore adding beauty and interest to your pieces. You will learn: filigree, a more detailed and advance filigree, scallops, outline carving and simple leaves. Also, will do some stippling and you will carve a faux cabochon in the center.

This is a technique class. Students will have plenty of time to practice and finish all your samples. This a very attractive piece, that after you applied some color it can be also mounted on a canvas and use it as a wall piece.

**The instructor will provide:** Written Instructions

**Students to bring:** A clean half of a canteen gourd, any size. Dust musk, eye protection, woodburner with your favorite tip, Dremel or similar rotary tool all the burrs that you already own, sanding paper, riffler files, power strip and your general gourding toolbox which will be helpful.

Questions about class email [rosariowilke@msn.com](mailto:rosariowilke@msn.com)

Thursday – April 18, 2024

Time: 1:00pm to 5:00pm

Class # TP-2

All Levels

## Indian Maiden Spirit Doll

Instructor: Cathy West

Class Fee: \$60

Class min. 2 / Class max. 12

Walk-ins welcome if space available



Using a small gourd for the head, students will create a beautiful spirit maiden that can be used as an ornament, display or hung on a stand. Students will have a wide choice of fabrics, feathers, paint and beads for creating their own unique piece. Students will leave class with a finished gourd.

**The instructor will provide:** All supplies for creating the doll including head, body, a wide selection of fabrics, paints, beads and feathers. Student will receive a printed tutorial with pictures.

**Students to bring:** A pencil and pair of scissors for trimming material. Students may bring any special beads or feathers they would like to use.

Questions about class email [cmwest389@gmail.com](mailto:cmwest389@gmail.com)

Thursday – April 18, 2024

Time: 8:00am to 12:00pm

**Class # TP-3**

All Levels

## **Gourd Geode**

Instructor: Deni Halterman

Class Fee: \$90

Class min. No Min / Class max. 12

Walk-ins welcome if space available



In this class, students will create a geode from a 3-4" cannonball gourd. Students will leave class with a finished gourd.

**The instructor will provide:** Prepared gourd, fairy lights, UV resin, glass and crystals, iridescent film, acrylic paint and chroma crackle

**Students to bring:** Heat gun, needle nose pliers, nitrile gloves and mask (for working with UV resin and glass), tweezers, a 1/2" and 1/4" flat paintbrush, UV light (if you have one), apron

Questions about class email [rogerdenihalterman@gmail.com](mailto:rogerdenihalterman@gmail.com)

Friday – April 19, 2024

Time: 8:00am to 12:00pm

**Class # FA-1**


Intermediate Level

## **My Giraffe**

Instructor: Ana Poma

Class Fee: \$70

Class min. No Min / Class max. 12  
Walk-ins welcome if space available



This class will teach you how to make a giraffe the easy and fun way. We will work with a torch to make the giraffes spots. Some students will leave with a finished gourd.

**The instructor will provide:** Gourds for the head and body, burners.

**Students to bring:** Apron and small towel.

Questions about class email [anapoma@yahoo.com](mailto:anapoma@yahoo.com)

Friday – April 19, 2024

Time: 8:00am to 12:00pm

**Class # FA-2**

All Levels

## **Indian Maiden Spirit Doll**

Instructor: Cathy West

Class Fee: \$60

Class min. 2 / Class max. 12

Walk-ins welcome if space available



Using a small gourd for the head, students will create a beautiful spirit maiden that can be used as an ornament, display or hung on a stand. Students will have a wide choice of fabrics, feathers, paint and beads for creating their own unique piece. Students will leave class with a finished gourd.

**The instructor will provide:** All supplies for creating the doll including head, body, a wide selection of fabrics, paints, beads and feathers. Student will receive a printed tutorial with pictures.

**Students to bring:** A pencil and pair of scissors for trimming material. Students may bring any special beads or feathers they would like to use.

Questions about class email [cmwest389@gmail.com](mailto:cmwest389@gmail.com)

Friday – April 19, 2024

Time: 8:00am to 12:00pm

**Class # FA-3**

All Levels

## **Gourd Geode**

Instructor: Deni Halterman

Class Fee: \$90

Class min. No Min / Class max. 12

Walk-ins welcome if space available



In this class, students will create a geode from a 3-4" cannonball gourd. Students will leave class with a finished gourd.

**The instructor will provide:** Prepared gourd, fairy lights, UV resin, glass and crystals, iridescent film, acrylic paint and chroma crackle

**Students to bring:** Heat gun, needle nose pliers, nitrile gloves and mask (for working with UV resin and glass), tweezers, a 1/2" and 1/4" flat paintbrush, UV light (if you have one), apron

Questions about class email [rogerdenihalterman@gmail.com](mailto:rogerdenihalterman@gmail.com)

Friday – April 19, 2024

Time: 8:00am to 12:00pm

### Class # FA-4

Intermediate to advanced Levels.  
Students will be required to know the use of their tools and have knowledge of carving.

## Fancy Copper Rosette

Instructor: Rosario Wilke

Class Fee: \$75

Class min. 15 Min / Class max. 20



Using a bottle or tall body gourd, students will learn step by step how to create this beautiful vessel. They will use stick and burn to accelerate the process of the design and execute a three-dimensional carving technique creating a delicate and elegant rosette. They will work on beveling the contour of each petal of the rosette giving it depth and dimension. They will also work on stippling; Instructor will demonstrate the use of the patinas and Gourd Master acrylic paints with translucent metallic powders to give the vessel an ancient and metallic look. Finishing up, they will learn to inlay copper wire to accentuate the curvature and detail of the rosette. Students will finish all the carving, but they will leave with all the instruction to finish it at home

**The instructor will provide:** Step by step written instructions and pattern.

**Students to bring:** A clean inside and out, tall body gourd or bottle gourd about 9 to 10 inches tall. Dust mask, eye protection, woodburner with your favorite tip, micro carver or similar rotary tool all the burs that you already own, your favorite inks or dyes, copper metallic mica powders, copper patina, copper wire 20 or 22 gage, sanding paper, riffler files, power strip and your general gourd tool box which will be helpful

Questions about class email [rosariowilke@msn.com](mailto:rosariowilke@msn.com)

Friday – April 19, 2024

Time: 1:00pm to 5:00pm

**Class # FP-1**

Intermediate Level


## **Geometric Ball**

Instructor: Ana Poma

Class Fee: \$70

Class min. No Min / Class max. 12

Walk-ins welcome if space available



In this class we will learn to burn and carve. We will use a small torch to burn and decorate the carved part with eggshell. At the end we will apply the paint to color the edges of the eggshell. Students will leave class with a finished gourd.

**The instructor will provide:** Gourd, Paint, Cactus trunk and Ribbon to decorate.

**Students to bring:** Dremel or Micro Pro Master carver, different burs/bits, eggshells, a towel and apron.

Questions about class email [anapoma@yahoo.com](mailto:anapoma@yahoo.com)



Friday – April 19, 2024

Time: 1:00pm to 5:00pm

**Class # FP-2**

All Levels

## **Gourd Geode**

Instructor: Deni Halterman

Class Fee: \$90

Class min. No Min / Class max. 12  
Walk-ins welcome if space available



In this class, students will create a geode from a 3-4" cannonball gourd. Students will leave class with a finished gourd.

**The instructor will provide:** Prepared gourd, fairy lights, UV resin, glass and crystals, iridescent film, acrylic paint and chroma crackle

**Students to bring:** Heat gun, needle nose pliers, nitrile gloves and mask (for working with UV resin and glass), tweezers, a 1/2" and 1/4" flat paintbrush, UV light (if you have one), apron

Questions about class email [rogerdenihalterman@gmail.com](mailto:rogerdenihalterman@gmail.com)

Friday – April 19, 2024

Time: 1:00pm to 5:00pm

### Class # FP-3

All Levels- All levels, but students will be required to know the use of their tools.

## Precious Morning Glory

Instructor: Rosario Wilke

Class Fee: \$75

Class min. 15 Min / Class max. 20



Join artist/ instructor Rosario Wilke in this fun carving class. You will create this beautiful, simple but elegant and contemporary sculpture. You will carve in simple steps, a rustic morning glory as a center of the design, cutting off the center of the flower to lighten the look of the entire design. Also, you will execute a series of different textures in a chronological order, all around the morning glory, building down layers dancing around the center of the design, creating two layers of textures mimicking a skirt, giving the illusion of a double layer and adding interest and depth. Using Gourd Master metallic acrylic paints, you will paint the morning glory and the different layers of the sculpture adding color and richness. Last but not least, you will add a large glass bead to the center of the flower and inlay copper wire, framing around the morning glory's background and flowing along and around between the two layers of carving, harmonizing the design. Also, you will add some glass beads as embellishment giving it an elegant finishing touch. Students will finish all the carving and add the paint and embellishments at home.

**The instructor will provide:** Written instructions, complete wooden stand, all glass beads embellishments.

**Students to bring:** A clean half of a canteen gourd, any size. Dust mask, eye protection, wood burner with your favorite tip, Dremel or similar rotary tool all the burrs that you already own, sanding paper or sanding sponges, riffler files, copper wire 20 or 22 gage, Gourd Master metallic acrylic paint: purple, blue, gecko green, and any copper acrylic paint. Power strip and your general gourd tool box which will be helpful.

Questions about class email [rosariowilke@msn.com](mailto:rosariowilke@msn.com)

Friday – April 19, 2024

Time: 1:00pm to 5:00pm

**Class # FP-4**

All Levels

## **Chip Carving**

Instructor: Ann Raspey

Class Fee: \$70

Class min. 5 / Class max. 8

Walk-ins welcome if space available



In this class, participants will learn the use of a ¼" wood gouge. They will chip carve a cleaned gourd and if desired, will create a bird house. Students will leave with a completed gourd.

**The instructor will provide:** gourd, ¼" wood gouge, drill & bits for creating the holes for hanging the birdhouse.

**Students to bring:** Apron, different size wood gouges if desired (2-3 gouges), approx. 12"x12" rags

Questions about class email [fap3003@yahoo.com](mailto:fap3003@yahoo.com)

Saturday – April 20, 2024

Time: 8:00am to 12:00pm

**Class # SA-1**

All Levels

## **The Joy of Using Color Pencils**

Instructor: Hellen Martin

Class Fee: \$75

Class min. 4 / Class max. 12

Walk-ins welcome if space available



Come join Hellen Martin to learn the joy of using colored pencils. She will take you step-by-step so you will feel comfortable using the pencils when you do your next piece at home. All of the products for the class will be furnished. You do need to bring a heating tool to dry the wet product. The gourd will be ready for you to use. You will receive typed instructions for future use. Hope to see you in my class and plan to have some fun. Students will leave class with a finished gourd.

**Instructor will provide:** All of the products for the class. Nine (9) colored pencils - tissue boxes - Golden Gessos & Ground (adheres the pencil color to the gourd) - Low Odor Mineral Spirits (blends the color pencils) - steel wool - magic rub erasers - gourd cleaned inside/outside - Prismacolor Workable/Fixative Spray - Deft Clear Wood Finish (spray), tissues, Low Order Mineral Spirits (LOMS), container for LOMS, paint brushes #4 and #2.

**Students to bring:** A heating tool to dry the wet product.

Questions about class email [hellenmmartin@gmail.com](mailto:hellenmmartin@gmail.com)

Saturday – April 20, 2024

Time: 8:00am to 12:00pm

**Class # SA-2**

All Levels

## **Indian Maiden Spirit Doll**

Instructor: Cathy West

Class Fee: \$60

Class min. 2 / Class max. 12

Walk-ins welcome if space available



Using a small gourd for the head, students will create a beautiful spirit maiden that can be used as an ornament, display or hung on a stand. Students will have a wide choice of fabrics, feathers, paint and beads for creating their own unique piece. Students will leave class with a finished gourd.

**The instructor will provide:** All supplies for creating the doll including head, body, a wide selection of fabrics, paints, beads and feathers. Student will receive a printed tutorial with pictures.

**Students to bring:** A pencil and pair of scissors for trimming material. Students may bring any special beads or feathers they would like to use.

Questions about class email [cmwest389@gmail.com](mailto:cmwest389@gmail.com)

Saturday – April 20, 2024

Time: 8:00am to 12:00pm

**Class # SA-3**

All Levels

## **Beaded Chain Design on Gourd**

Instructor: Kathy Butcher

Class Fee: \$75

Class min. 1 / Class max. 12

Walk-ins welcome if space available



A fun technique of filling in a silhouette with brilliantly colored metal ball chain beads on a gourd. Students will use their own imagination in selecting colors and patterns to fill the silhouette. Some students will leave class with a completed gourd.

**Instructor will provide:** Medium sized gourd, Simple tracing patterns (whale, butterfly, starfish, hummingbird, tree, turtle, etc), Scor-tape (Amazon), 1.5mm ball chain beads

**Student to bring:** May furnish own cleaned gourd (approx. 8"x8"), metal jewelry cutters (Plato Model 179 shears or similar brand), tweezers, scissors, lead or chalk pencil scotch tape

Questions about class email [ronfoes@gmail.com](mailto:ronfoes@gmail.com)

Saturday – April 20, 2024

Time: 8:00am to 12:00pm

**Class # SA-4**

All Levels

## **Pine Needle Split Stitch Coiling**

Instructor: Paul Butcher

Class Fee: \$75

Class min. 1 / Class max. 12

Walk-ins welcome if space available



The instructor will demonstrate, and the students will learn the split stitch technique of pine needle coiling around the open top of a gourd. Numerous laps around will be made until the top opening is too small to enter with the needle and fingers or until it looks finished to the student. The technique for beginning, splicing, and ending the stitch will be learned. Depending on the speed of stitching by the student, some projects may be finished in class.

**The instructor will provide:** Medium gourd colored, finished and holes made ready for pine needle coiling (contact instructor if a specific color is desired), pine needles, artificial sinew, curved needle.

**Students to bring:** Students may bring their own gourd, but it should be prepared as follows: Cleaned inside & out, colored, finished, holes made ready for pine needle coiling. The holes should be made with a 7/64" or 1/8" drill bit and be 3/8" down from the edge and 3/8" apart around the top open edge of the gourd.

Questions about class email [paul\\_1921@yahoo.com](mailto:paul_1921@yahoo.com)

Saturday – April 20, 2024

Time: 8:00am to 12:00pm

**Class # SA-5**

All Levels

## **Gourd Geode**

Instructor: Deni Halterman

Class Fee: \$90

Class min. No Min / Class max. 12

Walk-ins welcome if space available



In this class, students will create a geode from a 3-4" cannonball gourd. Students will leave class with a finished gourd.

**The instructor will provide:** Prepared gourd, fairy lights, UV resin, glass and crystals, iridescent film, acrylic paint and chroma crackle

**Students to bring:** Heat gun, needle nose pliers, nitrile gloves and mask (for working with UV resin and glass), tweezers, a 1/2" and 1/4" flat paintbrush, UV light (if you have one), apron

Questions about class email [rogerdenihalterman@gmail.com](mailto:rogerdenihalterman@gmail.com)



Saturday – April 20, 2024

Time: 1:00pm to 5:00pm

**Class # SP-1**


Intermediate Level

## **White Cardinal Ornament**

Instructor: Ana Poma

Class Fee: \$70

Class min. No Min / Class max. 12  
Walk-ins welcome if space available



In this technique, we will boil our small ornament to acquire the orange background color of the gourd. Then we will start carving our design. Finally, we will apply paint to obtain the white lines. Most students will complete the project in class.

**The instructor will provide:** small gourd ornament, white paint and wax.

**Students to bring:** Dremel or Micro Pro Master carver, different burs/bits, a towel

Questions about class email [anapoma@yahoo.com](mailto:anapoma@yahoo.com)

Saturday – April 20, 2024

Time: 1:00pm to 5:00pm

**Class # SP-2**

Beginner Level

## **Gourd Owls**

Instructor: Barb Stewart

Class Fee: \$75

Class min. No Min / Class max. 12  
Walk-ins welcome if space available



In this class you will make gourd owls from elongated egg gourds. Students will leave class with a finished gourd.

**The instructor will provide:** Elongated egg gourds, KwikWood, soft felt chair glides, wooden skewers, wing mold, acrylic paint, brushes, water, permanent marker, glass or plastic eyes, Liquitex sealer, blow dryer.

**Students to bring:** All materials provided.

Questions about class email [barbstewartartist@gmail.com](mailto:barbstewartartist@gmail.com)

Saturday – April 20, 2024

Time: 1:00pm to 5:00pm

**Class # SP-3**

All Levels

## **Gourd Geode**

Instructor: Deni Halterman

Class Fee: \$90

Class min. No Min / Class max. 12  
Walk-ins welcome if space available



In this class, students will create a geode from a 3-4" cannonball gourd. Students will leave class with a finished gourd.

**The instructor will provide:** Prepared gourd, fairy lights, UV resin, glass and crystals, iridescent film, acrylic paint and chroma crackle.

**Students to bring:** Heat gun, needle nose pliers, nitrile gloves and mask (for working with UV resin and glass), tweezers, a 1/2" and 1/4" flat paintbrush, UV light (if you have one), apron

Questions about class email [rogerdenihalterman@gmail.com](mailto:rogerdenihalterman@gmail.com)

Saturday – April 20, 2024

Time: 8:00am to 5:00pm

### Class # SFD-1 (FULL DAY CLASS)

Intermediate to advanced levels. Students will be required to know the use of their tools and have knowledge of carving.

## Fancy Agave Box

Instructor: Rosario Wilke

Class Fee: \$90



Using a canteen gourd, students will learn to design and carve a three-dimensional agave motif. They will learn how to cut a great-fitting lid. Also, they will learn different carving techniques such as, outline carving, beveling, detailed carving and others. Along with the many tips provided by the instructor during the class, students will learn how to mix and use patina finishes to give a beautiful greyish-green look. Finishing up, they will learn to inlay copper wire, outlining the design, embellish the lid with a bright piece of copper and fibers giving this wonderful piece of art work a rich and elegant finish. Students will finish all the carving, some will get to paint the body of the gourd. Also, they will learn how to inlay the copper wire and they will apply the patina at home.

**The instructor will provide:** Written instructions, copper embellishment along with the fibers.

**Students to bring:** A canteen gourd any size, clean only on the outside (not open). Dust mask, eye protection, woodburner with your favorite tip, Dremel or similar rotary tool all the burrs that you already own, your favorite inks or dyes, copper patina, copper wire 20 or 22 gage, sanding paper, riffler files, power strip and your general gourd tool box which will be helpful.

Questions about class email [rosariowilke@msn.com](mailto:rosariowilke@msn.com)